# Safety Assessment of Alkyl Taurate Amides and Taurate Salts as Used in Cosmetics

Status: Tentative Report for Public Comment
Release Date: October 2, 2015
Panel Meeting Date: December 14-15, 2015

*All interested persons are provided 60 days from the above date to comment on this safety assessment and to identify additional published data that should be included or provide unpublished data which can be made public and included. Information may be submitted without identifying the source or the trade name of the cosmetic product containing the ingredient. All unpublished data submitted to CIR will be discussed in open meetings, will be available at the CIR office for review by any interested party and may be cited in a peer-reviewed scientific journal. Please submit data, comments, or requests to the CIR Director, Dr. Lillian J. Gill.*

The 2015 Cosmetic Ingredient Review Expert Panel members are: Chair, Wilma F. Bergfeld, M.D., F.A.C.P.; Donald V. Belsito, M.D.; Ronald A. Hill, Ph.D.; Curtis D. Klaassen, Ph.D.; Daniel C. Liebler, Ph.D.; James G. Marks, Jr., M.D.; Ronald C. Shank, Ph.D.; Thomas J. Slaga, Ph.D.; and Paul W. Snyder, D.V.M., Ph.D. The CIR Director is Lillian J. Gill, D.P.A. This report was prepared by Lillian C. Becker, Scientific Analyst/Writer.

**© Cosmetic Ingredient Review**
1620 L Street, NW, Suite 1200 ◊ Washington, DC 20036-4702 ◊ ph 202.331.0651 ◊ fax 202.331.0088 ◊ cirinfo@cir-safety.org

## ABSTRACT

This is a review of the scientific literature and unpublished data relevant to assessing the safety of 20 alkyl taurate amides and taurate salts as used in cosmetics. The alkyl taurate amides and taurate salts in this report are all structurally related by having the same taurate (2-aminoethane-1-sulfonate) core. These ingredients mostly function in cosmetics as surfactants-cleansing agent. The Cosmetic Ingredient Review (CIR) Expert Panel (Panel) reviewed relevant data related to these ingredients. The Panel concluded that the alkyl taurate amides and taurate salts in this safety were safe as cosmetic ingredients in the practices of use and concentration of this safety assessment when formulated to be non-irritating.


## INTRODUCTION

This is a review of the scientific literature and unpublished data relevant to assessing the safety of alkyl taurate amides and taurate salts as used in cosmetics. The alkyl taurate amides and taurate salts in this report are all structurally related by having the same taurate (2-aminoethane-1-sulfonate) core. While the free acid, taurine, is a cosmetic ingredient, it is not included because it functions exclusively as a fragrance, which is within the purview of the Research Institute for Fragrance Materials (RIFM). These 20 ingredients, which mostly function in cosmetics as surfactants-cleansing agent (Table 1) are:

- Potassium Taurate
- Sodium Methyltaurate
- Sodium Taurate
- Calcium Lauroyl Taurate
- Magnesium Methyl Cocoyl Taurate
- Potassium Cocoyl Taurate
- Potassium Methyl Cocoyl Taurate
- Sodium Caproyl Methyltaurate
- Sodium Cocoyl Taurate
- Sodium Methyl Cocoyl Taurate
- Sodium *n*-Isostearoyl Methyltaurate
- Sodium Lauroyl Taurate
- Sodium Methyl Lauroyl Taurate
- Sodium Methyl Myristoyl Taurate
- Sodium Methyl Oleoyl Taurate
- Sodium Methyl Palmitoyl Taurate
- Sodium Methyl Stearoyl Taurate
- Sodium Methyltaurate Isopalmitamide
- Sodium Methyltaurine Cocoyl Methyltaurate
- Sodium Taurine Cocoyl Methyltaurate[1]

The CIR Expert Panel has previously concluded that many of the individual fatty acids that are residue components of the alkyl taurate amides are safe as used in cosmetics.[2-10] The safety of these fatty acids may be relevant to the safety of the amides (e.g., as residual manufacturing impurities, metabolic products of dermal amidases). Although the individual fatty acids may be relevant to the safety of the alkyl taurate amides, the available data are well-documented in the existing CIR reports and will not be summarized here. The cocoyl moieties are derived from taurine and the fatty acid of coconut acid, which is composed of various amounts of caproic acid, caprylic acid, capric acid, lauric acid, linoleic acid, myristic acid, oleic acid, palmitoleic acid, and stearic acid. The Panel has reviewed coconut acid, lauric acid, myristic acid, and oleic acid and concluded that these ingredients are safe as used. [2-10] Linoleic acid has not been reviewed by the Panel.

Background information is provided on taurine, which is the starting material and a potential impurity in the manufacture of these ingredients. However, extensive toxicity information for taurine is not included because taurine is physiologically ubiquitous and present in relatively high concentrations throughout members of the animal kingdom, including in humans.[11]

Pertinent data were discovered in the European Chemicals Agency (ECHA) database.[12-17] This source provides summaries of information generated by industry, and it is those summary data that are taken into account in this safety assessment when information from the mentioned source is referenced.

## CHEMISTRY

### Definition and Structure

The alkyl taurate amides and taurate salts are structurally related because these ingredients have the same taurate core (Figure 1). They vary by *N*-substitution and by the counter-ion of the sulfonate functional group. The simple taurate salts potassium taurate, sodium methyltaurate, and sodium taurate, vary by either substitution, and by having sodium or potassium counter-ions.

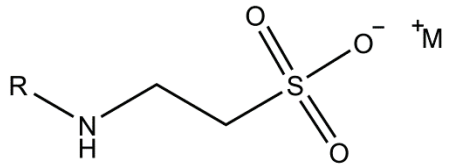


**Figure 1.** The simple taurate salts (wherein R is hydrogen or methyl).

The remaining ingredients in this report bear a fatty acyl *N*-substitution that forms, together with taurate, an amide (i.e., alkyl taurate amide; Figure 2). The alkyl taurate amides share a taurate core, and vary by fatty chain length and counter-ion. Some of the ingredients in this report have names that suggest discrete fatty chain-lengths; however, all of these ingredients, regardless of the nomenclature, are likely to be mixtures of substances with different chain lengths. The length specified in the names of each of these ingredients indicates the primary, or average, chain length of the substances in the mixture obtained through the batch separation and purification procedure employed. For example, those ingredients with a "cocoyl" name are the result of reaction with coconut acid, which has a known composition of approximately: 0-1% caproic, 5%-9% caprylic, 6%-10% capric, 44%-52% lauric, 13%-19% myristic, 0-1% palmitoleic, 1%-3% stearic, 5%-8% oleic, and trace-2.5% linoleic acid.[7] Accordingly, not only do these alkyl taurate amides share the same taurate core and similar fatty chain lengths, but many of these ingredients have identical component overlap (e.g., there is likely some sodium methyl lauroyl taurate in sodium methyl cocoyl taurate and in sodium methyl myristoyl taurate ("myristoyl" likely has some smaller [lauroyl] and longer [palmitoyl] chain lengths therein).

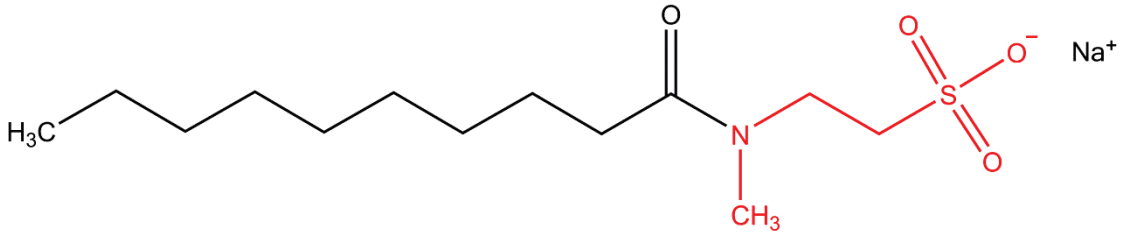


**Figure 2.** Sodium Caproyl Methyltaurate – an alkyl taurate amide.

Furthermore, the composition of plant-sourced ingredients such as sodium methyl cocoyl taurate may vary from batch to batch because the acid starting material, coconut fatty acid, has a high carbon chain-length variability, dependent on factors such as growth conditions.[18] As an illustrative example, the reported ranges of the components of sodium methyl cocoyl taurate are presented in Table 2.[19-24]

## Physical and Chemical Properties

Most of the alkyl taurate amides are solids (Table 3). For example, calcium lauroyl taurate is a white powder with a high fluidity.[25]

One commercial supplier reports that the particle size of their calcium lauroyl taurate is 8 µm with a plate-like shape.[25] The particle size distribution reported by a supplier of sodium methyl cocoyl taurate was: $D_{10}$ (the diameter at which 10% of a sample's mass is comprised of smaller particles) = 3.87±0.16 µm; $D_{50}$ (the diameter at which 50% of a sample's mass is comprised of smaller particles) =16.58±0.67 µm; and $D_{90}$ (the diameter at which 90% of a sample's mass is comprised of smaller particles) = 59.97±4.58 µm.[17]

TAURINE

Taurine is a white or colorless crystal powder.[26] It has high water solubility and is very hydrophilic because of its zwitterionic form, both in solids and in solution.

## Method of Manufacture

ALKYL TAURATE AMIDES

In general, alkyl taurate amides may be manufactured by reaction of taurine, or a taurate salt, with the appropriate fatty acid. For example, manufacture of sodium methyl stearoyl taurate may be accomplished by heating triple-pressed stearic acid, sodium methyltaurate solution, and boric acid to 200˚C while stirring with a subsurface nitrogen purge, distilling off any water.[27] The stirring continues at 195-200˚C for 6 h at atmospheric pressure and then for 3 h at 100 mm Hg vacuum. The mass is cooled and the resulting product, an off-white waxy solid, is ground to a powder. The product is reported to be 64.0% sodium methyl stearoyl taurate as active ingredient, 29.5% free fatty acid, 2.5% sodium *N*-methyltaurate, and 4.0%

other unspecified chemicals. The conversion of sodium methyltaurate using this method was reported to be greater than 91%. Using coconut fatty acid in place of the triple-pressed stearic acid resulted in a conversion of 97%.

In another process, calcium lauroyl taurate was reported to be synthesized by dissolving taurine in a mixture (86:14, wt/wt) of deionized water and isopropyl alcohol followed by the addition of sodium hydrate. Lauric acid chloride and 48% aqueous sodium hydrate solution is dropped into the taurine solution for 1 h at 40˚C followed by stirring for 1 h at the same temperature to produce sodium lauroyl taurate. Hydrochloric acid (35%) and an aqueous calcium chloride solution (20%) are added, and the reaction mixture stirred for 1h at 40˚C. The white precipitate is filtered and the cake washed with deionized water and isopropyl alcohol, then dried.[27]

Sodium methyl cocoyl taurate is reported to be manufactured and sold as a mixture with sodium chloride and water, with active ingredient ranging from 24.0%-33%.[19-24]

TAURATE SALTS

Taurine may be produced by a cyclic process of reacting ethylene oxide with sodium bisulfite and ammonium to obtain sodium taurate.[28] Excess ammonia is removed from the reaction mixture, and the sodium taurate is neutralized with sulfur dioxide or sulfurous acid to recover taurine. Sodium bisulfate is regenerated and is then reacted with ethylene oxide. The salt forms can then by synthesized by simply reacting with the appropriate base, such as sodium hydroxide.

### Impurities

Sodium methyltaurate is reported to be 87.0% - 96.0% (w/w) pure.[15] Impurities are sodium hydroxide and sodium 2-hydroxyethanesulphonate.

## USE

### Cosmetic

The Panel assesses the safety of cosmetic ingredients based on the expected use of these ingredients in cosmetics. The Panel reviews data received from the U.S. Food and Drug Administration (FDA) and the cosmetics industry to determine the expected cosmetic use. The FDA collects data from manufacturers on the use of individual ingredients in cosmetics, by cosmetic product category, through the FDA Voluntary Cosmetic Registration Program (VCRP). Data from the cosmetic industry are submitted in response to a survey of the maximum reported use concentrations, by category, conducted by the Personal Care Products Council (Council).

According to 2015 VCRP data, sodium methyl cocoyl taurate is reported to be used in 339 formulations; the majority of the uses (322) are in rinse-off formulations (Table 4).[29] Only sodium methyltaurate, sodium methyl oleoyl taurate, and sodium methyl stearoyl taurate also have reported uses in the VCRP.

According to the survey conducted by the Council, sodium methyl oleoyl taurate had the highest reported maximum concentration of use, 28% in bath products.[30] This is followed by sodium cocoyl taurate in rinse-off products at up to 21.5%. calcium lauroyl taurate and sodium methyl cocoyl taurate are used at up to 11% (highest concentration in a leave-on product) and 13%, respectively. All the other ingredients with reported concentration of use are used at up to 6% or less.

Sodium methyl cocoyl taurate is reported to be used in 1 baby product (a concentration of use was not reported). Several of these ingredients are reported to be used in products that result in exposure to mucous membranes (highest reported concentration of use at up to 28%) and in products that may be ingested (highest reported concentration of use at up to 1.2%).

In some cases, no reported uses were received in the VCRP, but a use concentration was provided in the industry survey. For example, magnesium methyl cocoyl taurate was not reported in the VCRP to be in use, but the industry survey indicated that it is used in non-coloring shampoo formulations at up to 0.26%. It should be presumed that magnesium methyl cocoyl taurate is used in at least 1 cosmetic formulation. A list of the alkyl taurate amides and taurate salts that have no reported uses are listed in Table 5.

Sodium methyl cocoyl taurate, sodium methyl lauroyl taurate, and sodium methyl stearoyl taurate were reported to be used in tonics, dressings and other hair grooming aids and mouthwashes and breath fresheners that may be sprays and could possibly be inhaled. These ingredients are reportedly used at concentrations up to 1%. In practice, 95% to 99% of the droplets/particles released from cosmetic sprays have aerodynamic equivalent diameters >10 µm.[31-34] Therefore, most droplets/particles incidentally inhaled from cosmetic sprays would be deposited in the nasopharyngeal and bronchial regions and would not be respirable (i.e., they would not enter the lungs) to any appreciable amount.[32,35]

None of the ingredients in this report are restricted from use in any way under the rules governing cosmetic products in the European Union.[36]

### Non-Cosmetic

SODIUM METHYL OLEOYL TAURATE

Sodium methyl oleoyl taurate may be used as a component of paper and paperboard that comes into contact with dry food without restriction. It may come into contact with aqueous and fatty foods only as an adjuvant to control pulp absorbency and pitch content in the manufacturing process.[21CFR176.170; 21CFR176.180] When sodium methyl oleoyl taurate is used in pesticides for food crops, the residues are exempted from the requirement of a tolerance when used in

accordance with good agricultural practice as inert (or occasionally active) ingredients in pesticide formulations applied to growing crops or to raw agricultural commodities after harvest.[40CFR180.910] Sodium methyl oleoyl taurate is also exempt from the requirement of a tolerance when used in accordance with good agricultural practice as inert (or occasionally active) ingredients in pesticide formulations applied to animals.[40CFR180.930]

TAURINE AND TAURATE SALTS

The European Food Safety Authority (EFSA) Panel on Additives and Products or Substances used in Animal Feed (FEEDAP) estimates the observed safe level of taurine in humans to be 6 g/person per day (corresponding to 100 mg/kg body weight per day).[37] Taurine is used in energy drinks up to 4000 mg/L.[38]

Dietary taurine is a requirement for domestic cats at levels of 0.05%–0.25 % in complete feed.[37]

Taurine may be safely used as an additive in the feed of growing chickens when the total taurine content does not exceed 0.054%.[21CFR573.980]

In Europe, magnesium taurate, magnesium acetyl taurate, and iron (II) taurate may be used in the manufacture of food supplements.[39]

## TOXICOKINETICS

### Absorption, Distribution, Metabolism, and Excretion

OVERVIEW OF TAURINE

Taurine is ubiquitous in high concentrations throughout the animal kingdom (except for protozoans).[11] A human body weighing 70 kg contains up to 70 g of taurine. Taurine plays a part in the regulation of the cardiovascular system, functions of the brain, retina, liver, sperm (motility/osmoprotection), muscle, and of other general biological activities (for example, osmoregulation and calcium modulation). Taurine levels are particularly high in electrically excitable tissues of mammals, especially in secretory structures.

After ingestion in mammals, taurine is mostly excreted unchanged or in the form of bile salts, such as taurocholate.[11] Most mammals acquire taurine as an end product of sulfur metabolism (cysteine to cysteine sulfonate to taurine). Mammals are unable to oxidize the sulfur in taurine, cleave the C-S bond, or recycle the carbon of taurine into the general metabolic pool.

ALKYL TAURATE AMIDES AND TAURATE SALTS

Data on toxicokinetics of the alkyl taurate amides and taurate salts in this safety assessment were not found in the published literature, nor were unpublished data submitted.

## TOXICOLOGICAL STUDIES

### Single Dose (Acute) Toxicity

The reported dermal $LD_{50}$s for sodium methyl cocoyl taurate were >20 and >2000 mg/kg and values were ≥2000 mg/kg for sodium methyl oleoyl taurate in rats (Table 6).[12,13,17,18,40] The reported oral $LD_{50}$ for sodium methyltaurate was ≥4670 mg/kg in rats and values for sodium methyl cocoyl taurate were >2000 mg/kg in rats.[15,17,18] Clinical signs included hypoactivity, squatting posture, and coat bristling. An oral $LD_{50}$ of 6.63 g/kg was reported for sodium methyl cocoyl taurate in mice.[41]

***Inhalation***

No acute inhalation toxicity studies were found in the published literature and no unpublished data were provided.

### Repeated Dose Toxicity

***Dermal***

No dermal repeated dose toxicity studies were found in the published literature and no unpublished data were provided.

***Oral – Non-Human***

The no-observed-adverse-effects-level (NOAEL) was reported to be ≥1000 mg/kg/d for both sodium methyl cocoyl taurate and sodium methyl oleoyl taurate in 14-day oral toxicity studies in rats; there were no clinical signs in a 28-day oral toxicity study of sodium methyl cocoyl taurate in rats at 1000 mg/kg/d (Table 7).[12,13,18] When 0.662 g/kg sodium methyl oleoyl taurate was administered by gavage 6 days/week for 25 doses to 10 mice, 1 mouse was dead on day 5 and 5 were dead on day 10 due to the test substance. No additional mice died through day 25.[41]

***Inhalation***

No published repeated dose inhalation toxicity studies were found in the published literature and no unpublished data were provided.

### Synergistic Effects

SODIUM METHYL COCOYL TAURATE

*N*-Ammonium thioglycolate (0.606 mg/kg/d; pH 9.32) was administered to the clipped skin of rabbits (n=11,12; strain not specified) over 15% of the body surface daily for 20 days with and without sodium methyl cocoyl taurate (3.0-4.0 mg/mL; volume not specified) under a rubber sleeve.[42] The rabbits were observed for 3 weeks after the last administration. The $LD_{50}$ was >6.5 mg/kg/d for *N*-ammonium thioglycolate alone; 1 rabbit died after 12 doses. The $LD_{50}$ was reduced to 3.44±0.14 mg/kg/d when sodium methyl cocoyl taurate was included in the mixture; the mean number of doses before death was 11.

The entire experiment was repeated an additional 2 times with *N*-ammonium thioglycolate (0.600 mg/kg/d; pH 9.35) and sodium methyl cocoyl taurate (3.0 mg/mL only). In the first of the additional studies (n=11), 4 rabbits died with the mean number of doses before death at 13. In the second (n=12), 1 rabbit died with the mean number of doses before death at 20. The authors concluded that sodium methyl cocoyl taurate, because of its surfactant properties, increased the toxicity of *N*-ammonium thioglycolate when both were administered to the skin of rabbits compared to *N*-ammonium thioglycolate alone.[42]

## REPRODUCTIVE AND DEVELOPMENTAL TOXICITY

SODIUM METHYL OLEYL TAURATE

A reproduction/developmental toxicity assay was performed on Sprague Dawley rats (n=10/sex) for sodium methyl oleyl taurate (100, 300 and 1000 mg/kg/d) in accordance with Organization for Economic Cooperation and Development Test Guideline (OECD TG) 421.[12,14,18] The test substance was administered by gavage starting 2 weeks before pairing, during pairing, during gestation, and through post-partum day 3. The parental rats were monitored for clinical signs, body weight, feed consumption, estrous cycle and mating performance. Macroscopic observations and histopathological examinations were performed on the dams on day 4 post-partum. No adverse findings were observed in life phase or at post mortem evaluation in the parental rats; however, 1 male and 1 female rat died due to possible miss-dosing, but not due to the prescribed test conditions. The rats of the high-dose group showed salivation early after dosing. Body weight, body weight gain, and feed consumption were unaffected by treatment. No treatment-related findings were observed during macroscopic and microscopic examinations. No abnormalities were observed at the evaluation of the spermatogenic cycle. No differences were observed in the reproductive performance including gonadal function, mating behavior, conception, development of conceptus, and parturition. The dams had comparable length of gestation and live births. Litter and mean pup weights were also comparable between groups and no relevant findings were observed in the examination of the pups during the lactation period or at necropsy. The authors determined that the NOAEL for reproduction/developmental toxicity was >1000 mg/kg/d for both males and females.

## GENOTOXICITY

### In Vitro

Sodium methyltaurate, sodium cocoyl taurate, sodium methyl cocoyl taurate, and sodium methyl oleoyl taurate were not genotoxic in Ames test up to 5000 µg/plate, with and without metabolic activation (Table 8).[12,13,15,17,18] Sodium methyl cocoyl taurate was not genotoxic in Mammalian Cell Micronucleus tests up to 320 µg/mL without metabolic activation and up to 240 µg/mL with metabolic activation.[12,17,18] Sodium methyl cocoyl taurate, up to 100 µg/mL without metabolic activation and up to 120 µg/mL with metabolic activation, and sodium methyl oleoyl taurate, up to 32.3 µg/mL without metabolic activation and up to 600 µg/mL with metabolic activation, were not genotoxic in Mammalian Cell Gene Mutation Tests.[12,13,17,18] Sodium methyl oleoyl taurate was not genotoxic in Mammalian Chromosome Aberration Test up to 5000 µg/mL with and without metabolic activation but was moderately cytotoxic at 156 µg/mL.[12,13]

### In Vivo

No published in vivo genotoxicity studies were found in the published literature and no unpublished data were provided.

## CARCINOGENICITY

No published carcinogenicity studies were found in the published literature and no unpublished data were provided.

## IRRITATION AND SENSITIZATION

### Irritation

***Dermal – Non-Human***

SODIUM METHYLTAURATE

A dermal irritation assay of sodium methyltaurate (76%- 84%; 500 mg in saline) was conducted in accordance with OECD TG 404 (Acute Dermal Irritation/Corrosion).[15] The test substance was dermally administered to shaved New Zealand White rabbits (n=3) under semi-occlusion for 4 h. The test sites were observed at 0.5-1, 24, 48, 72 h and 7 and 14 d after patch removal. At observation times up to 24 h, the edema scores were between 1 and 3 of 4; edema was resolved at 48 h.

The erythema score was between 1 and 3 of 6 starting at 0.5 h; erythema was fully resolved at 7 d. The test substance was a dermal irritant.

A dermal irritation assay of sodium methyltaurate (35%-37% mg in saline; 0.5 mL) was conducted in accordance with OECD TG 404 (Acute Dermal Irritation/Corrosion).[15] The test substance was dermally administered to shaved New Zealand White rabbits (n=3) under semi-occlusion for 4 h. The test sites were observed at 0.5-1, 24, 48, and 72 h. The edema score was 0 of 4 at all observation times. Sodium Methyltaurate was not an irritant or corrosive to rabbit skin.

***Dermal-Human***

SODIUM METHYL COCOYL TAURATE

An occlusive patch test of sodium methyl cocoyl taurate (40% in distilled water; pH 7) was performed on subjects (n=8 females, 3 males).[43] The 50 $mm^2$ patch was administered to the upper back for 24 h. The test site was observed at 30 min and 24 and 48 h after removal. There was slight to definite erythema at 24 h in 2 subjects and 1 subject at 48 h. There were no reactions observed in 9 of the subjects.

***Dermal-In Vitro***

SODIUM METHYL COCOYL TAURATE

An in vitro skin corrosion assay conducted in accordance with OECD TG 431 (EPISKIN™ In Vitro Skin Corrosion: Human Skin Model Test; EU Method B.40) did not predict that sodium methyl cocoyl taurate (100%; 20 mg in 100 µL sterile water to wet the test substance; >90% pure) would cause dermal irritation.[12,17,18] The test was conducted on intact reconstructed human epidermis. In this assay, a positive result would have indicated that the test substance is irritating or corrosive. However, a negative result is not definitive.

An in vitro skin corrosion assay conducted in accordance with OECD TG 439 (EPISKIN™ In Vitro Skin Irritation; EU method B.46) did not predict that sodium methyl cocoyl taurate (100%; 10 mg in 5 µL sterile water to wet the test substance; >90% pure) would cause dermal irritation.[12,17,18] However, as noted above, a negative result from this test is not definitive.

***Ocular – In Vivo***

Sodium methyltaurate caused persistent corneal opacity, as well as inflammation of the iris and conjunctiva, resulting in irreversible eye damage in rabbits at concentrations as low as 35%-37% (Table 9).[15] Sodium methyl cocoyl taurate was an ocular irritant in rabbits at 100% and a mild irritant at 10%.[17,18,43] Sodium methyl myristoyl taurate at 10% had a Draize score of approximately 2.2 out of 5 in rabbits.[44] Sodium methyl oleoyl taurate had an irritation score of 2 out of 4 at 1% and was considered to not be an ocular irritant but was a mild ocular irritant at 100% in rabbits.[12-14,41]

***Ocular – In Vitro***

SODIUM METHYL COCOYL TAURATE

In a Bovine Corneal Opacity and Permeability (BCOP) test, administered in accordance with OECD TG 437, sodium methyl cocoyl taurate (20% in sodium chloride solution) was predicted to be a severe eye irritant.[12,18] The calculated in vitro irritancy score (IVIS) was 53.7. The positive control (imidazole, 20% in 0.9% sodium chloride solution) induced severe irritation of the cornea (IVIS score: 90.3). The negative control (solvent) showed no irritating effect on the cornea. On the basis of the test findings it was concluded that the test substance was corrosive and had severe irritation potential under the experimental conditions.

**Sensitization**

***Dermal – Non-Human***

SODIUM METHYL COCOYL TAURATE

In a Buehler sensitization assay conducted in accordance with OECD TG 406 (Skin Sensitization) in female Pirbright-White guinea pigs (n=20; control=10), the epicutaneous induction was conducted with sodium methyl cocoyl taurate at 100% under occlusion and the challenge was conducted at 20% (in water), also under occlusion.[17] The challenge sites were observed 24 and 48 h after administration. There were no reactions observed during induction or after the challenge. It was concluded that sodium methyl cocoyl taurate was not sensitizing.

SODIUM METHYL OLEOYL TAURATE

In a Buehler sensitization assay conducted in accordance with OECD TG 406 (Skin Sensitization) in female Himalayan spotted guinea pigs (n=20; control=10), the epicutaneous induction and challenge was conducted with sodium methyl oleoyl taurate (50% in PEG 300).[13] During the induction phase, the test material was administered to the left shoulder for 6 h, once per week for 3 weeks. The challenge involved administering the test material to the left posterior and back on day 29 for 6 h. The test site was examined 24 and 48 h after the challenge. Sodium methyl oleoyl taurate was not a sensitizer under these test conditions.

## Case Reports

A 53-year-old woman, with a history of itching when having her hair colored, developed pruritus of the scalp followed by flushing of her entire body, dyspnea, vomiting, and hypotension while having her hair colored.[45] She was treated with intravenous steroids and hydration in the hospital. A skin prick test of the ingredients of the hair dye (1% of the concentration applied to the hair) showed positive responses to *p*-aminophenol and sodium methyl oleoyl taurate.

## SUMMARY

This is a safety assessment of the scientific literature and unpublished data relevant for assessing the safety of 20 alkyl taurate amides and taurate salts used as ingredients in cosmetics. The alkyl taurate amides and taurate salts in this report are all structurally related by having the same taurate core. While the free acid, taurine, is a cosmetic ingredient, it is not included in this safety assessment because it functions exclusively as a fragrance and is under the purview of RIFM; relevant data on taurine that are informative on these ingredients are included. These ingredients are mostly reported to function as surfactants – cleansing agent.

Sodium methyl cocoyl taurate is reported to be used in 339 formulations; most of these uses are in rinse-off formulations. There are no reported uses in the VCRP for most of the ingredients in this safety assessment.

Sodium methyl oleoyl taurate had the highest reported concentration of use of 28% in bath products. This is followed by sodium cocoyl taurate with a maximum concentration of use of 21.5% in rinse-off personal cleanliness products and up to 2% in leave-on skin care products. Calcium lauroyl taurate and sodium methyl cocoyl taurate are used up to 11% (highest concentration in a leave-on product) and 13%, respectively. All the other ingredients with reported concentrations of us are used at up to 6% or less.

Taurine is ubiquitous in high concentrations throughout the animal kingdom; a human body weighing 70 kg contains of up to 70 g of taurine.

The reported acute dermal $LD_{50}$ for sodium methyl cocoyl taurate was >2000 mg/kg and values were >2000 mg/kg for sodium methyl oleoyl taurate in rats. The reported oral $LD_{50}$ for sodium methyltaurate was ≥4670 mg/kg for rats and values for sodium methyl cocoyl taurate were >2000 mg/kg in rats. Clinical signs included hypoactivity, squatting posture, and coat bristling. An oral $LD_{50}$ of 6.63 g/kg was reported for sodium methyl cocoyl taurate in mice.

The NOAEL was ≥1000 mg/kg/d for both sodium methyl cocoyl taurate (up to 28 days) and sodium methyl oleoyl taurate (up to 25 doses) in repeated dose oral toxicity studies. There were 2 mortalities when mice were orally administered 0.662 g/kg/d sodium methyl oleoyl taurate for 25 doses.

The authors of a synergistic effects study concluded that sodium methyl cocoyl taurate increased the toxicity of *N*-ammonium thioglycolate when both were administered to the skin of rabbits for 20 days compared to *N*-ammonium thioglycolate alone. The $LD_{50}$ of *N*-ammonium thioglycolate decreased from >6.5 mg/kg/d to 3.44 mg/kg/d when combined with 3.0-4.0 mg/mL sodium methyl cocoyl taurate.

In a reproduction/developmental assay, the NOAEL for reproduction/developmental toxicity was ≥1000 mg/kg/d for both male and female rats when sodium methyl oleoyl taurate was orally administered from 2 weeks before pairing through postpartum day 3.

Sodium methyltaurate, sodium cocoyl taurate, sodium methyl cocoyl taurate and sodium methyl oleoyl taurate were not genotoxic in an Ames test up to 5000 µg/plate. Sodium methyl cocoyl taurate was not genotoxic in Mammalian Cell Micronucleus tests up to 320 µg/mL without metabolic activation and up to 240 µg/mL with metabolic activation. Sodium methyl cocoyl taurate, up to 100 µg/mL without metabolic activation and up to 120 µg/mL with metabolic activation, and sodium methyl oleoyl taurate, up to 32.3 µg/mL without metabolic activation and up to 600 µg/mL with metabolic activation, were not genotoxic in Mammalian Cell Gene Mutation Tests. Sodium methyl oleoyl taurate was not genotoxic in Mammalian Chromosome Aberration Test up to 5000 µg/mL with and without metabolic activation but was moderately cytotoxic at 156 µg/mL.

Sodium methyltaurate at 76%-84% was dermally irritating to rabbits but was not irritating at 35%-37%.

In a patch test, there was slight to definite erythema at 24 h in 2 of 11 subjects and 1 subject at 48 h when sodium methyl cocoyl taurate was administered at 40%. There were no reactions observed in 9 of the subjects.

In 2 in vitro EPISKIN™ assays, sodium methyl cocoyl taurate was not predicted to be irritating.

Sodium methyltaurate at 80%-84% and 35%-37% caused persistent corneal opacity as well as inflammation of the iris and conjunctiva resulting in irreversible eye damage. Sodium methyl cocoyl taurate at 100% was an ocular irritant to rabbits and was less irritating at 10%. In a Draize test of sodium methyl myristoyl taurate at 10% aqueous, the score was approximately 2.2 out of 5 in rabbits. The ocular irritation score was 2 (out of a possible 4) for sodium methyl oleoyl taurate at 1% administered to the eyes of rabbits. At 1% and 100%, sodium methyl oleoyl taurate was rated not irritating and mildly irritating in rabbits.

In a BCOP Test, sodium methyl cocoyl taurate at 20% was predicted to be corrosive to the eyes.

Sodium methyl cocoyl taurate was not sensitizing to guinea pigs at 100% when challenged at 20%. Sodium methyl oleoyl taurate was not sensitizing when induced and challenged at 50%.

A woman developed sensitization to sodium methyl oleoyl taurate after repeatedly dying her hair.

## DISCUSSION

The Panel considered the data on method of manufacture, impurities, genotoxicity, irritation, and sensitization. Dermal absorption may be possible, but there were no adverse effects observed in studies conducted at above the reported concentrations of use. In addition to taurine being ubiquitous in humans and other mammals, data reviewed showed no signs of toxicity, and the results of a reproduction study raised no concerns. Because the results of genotoxicity tests were negative, the Panel was comfortable that there were no carcinogenicity studies.

Since there was some dermal and ocular irritation observed at above the reported concentrations of use, and there were no tests conducted at concentrations of use, the Panel noted that cosmetic formulations should be non-irritating in the final product.

The Panel noted gaps in the available safety data for some of the alkyl taurate amides and taurate salts in this safety assessment. The available data on many of the ingredients are sufficient, however, and similarity between structural activity relationships and biologic functions in cosmetic concentrations of use and can be extrapolated to support the safety of the entire group. For example, sodium methyl taurate can be used for read across for the other non-fatty acid amides and sodium methyl cocoyl taurate can be used for read across for the fatty acid amides.

These ingredients are not expected to penetrate the skin, however, should there be any dermal penetration and the formation of some amount of fatty acid by amidases in the body, this would not be reasonably expected to cause any issues because amidase-catalyzed hydrolysis is not a rapid reaction. There is ample time for the body to handle and remove the small amount of amidase-produced fatty acid, thus, there are minimal chances for above-normal levels of fatty acids to accumulate.

The Panel recognizes that there are data gaps regarding use and concentration of these ingredients. However, the overall information available on the types of products in which these ingredients are used and at what concentrations indicate a pattern of use, which was considered by the Expert Panel in assessing safety.

The Panel expressed concern regarding pesticide residues and heavy metals that may be present in botanical-derived ingredients. They stressed that the cosmetics industry should continue to use the necessary procedures to limit these impurities in the ingredient before blending into cosmetic formulation.

The Panel discussed the issue of incidental inhalation exposure from tonics, dressings and other hair grooming aids and mouthwashes and breath fresheners. There were no inhalation toxicity data available. These ingredients are reportedly used at concentrations up to 1% in cosmetic products that may be aerosolized. The Panel noted that 95%-99% of droplets/particles would not be respirable to any appreciable amount. Coupled with the small actual exposure in the breathing zone and the concentrations at which the ingredients are used, the available information indicates that incidental inhalation would not be a significant route of exposure that might lead to local respiratory or systemic effects. The Panel considered other data available to characterize the potential for alkyl taurate amides and taurate salts to cause systemic toxicity, irritation, sensitization, reproductive and developmental toxicity, and genotoxicity. A detailed discussion and summary of the Panel's approach to evaluating incidental inhalation exposures to ingredients in cosmetic products is available at http://www.cir-safety.org/cir-findings.

## CONCLUSION

The CIR Expert Panel concluded that the following ingredients are safe in cosmetics in the present practices of use and concentration described in this safety assessment when formulated to be non-irritating:

- Potassium Taurate*
- Sodium Methyltaurate
- Sodium Taurate*
- Calcium Lauroyl Taurate
- Magnesium Methyl Cocoyl Taurate
- Potassium Cocoyl Taurate*
- Potassium Methyl Cocoyl Taurate*
- Sodium Caproyl Methyltaurate*
- Sodium Cocoyl Taurate
- Sodium Methyl Cocoyl Taurate
- Sodium *n*-Isostearoyl Methyltaurate*
- Sodium Lauroyl Taurate
- Sodium Methyl Lauroyl Taurate
- Sodium Methyl Myristoyl Taurate
- Sodium Methyl Oleoyl Taurate
- Sodium Methyl Palmitoyl Taurate*
- Sodium Methyl Stearoyl Taurate
- Sodium Methyltaurate Isopalmitamide*
- Sodium Methyltaurine Cocoyl Methyltaurate*
- Sodium Taurine Cocoyl Methyltaurate

* Were ingredients in this group not in current use to be used in the future, the expectation is that they would be used in product categories and at concentrations comparable to others in this group

# TABLES

**Table 1.** Definitions, structures, and functions of the ingredients in this safety assessment.[1, CIR Staff]

| Ingredient/CAS No. | Definition & Structure | Function |
|---|---|---|
| | ***Simple Taurate Salts*** | |
| Potassium Taurate<br>[22890-34-2] | Potassium Taurate is the organic salt that conforms to the formula:<br> 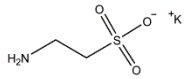 <br>[Potassium Taurate is the potassium salt of 2-aminoethane-1-sulfonate.] | Surfactant - cleansing agent; surfactant - foam booster |
| Sodium Methyltaurate<br>4316-74-9 | Sodium Methyltaurate is the organic compound that conforms to the formula:<br> 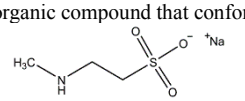 <br>[Sodium Methyltaurate is the sodium salt of 2-(methylamino)ethane-1-sulfonate.] | Skin-conditioning agent - miscellaneous |
| Sodium Taurate<br>[7347-25-3] | Sodium Taurate is the organic salt that conforms to the formula:<br> 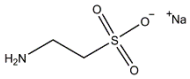 <br>[Sodium Taurate is the sodium salt of 2-aminoethane-1-sulfonate.] | Surfactant – cleansing agent; surfactant – foam booster |
| | ***Alkyl Taurate Amides*** | |
| Calcium Lauroyl Taurate<br>138705-25-6 | Calcium Lauroyl Taurate is the organic compound that conforms to the formula:<br> 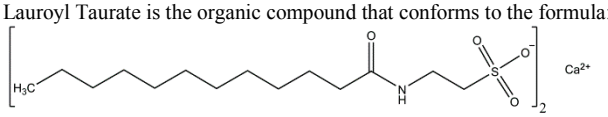 <br>[Calcium Lauroyl Taurate is the calcium salt of 2-dodecanamidoethane-1-sulfonate.] | Surfactant – cleansing agent |
| Magnesium Methyl Cocoyl Taurate | Magnesium Methyl Cocoyl Taurate is the magnesium salt of the coconut fatty acid amide of *N*-methyltaurine. It conforms generally to the formula:<br> 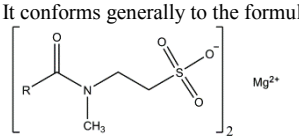 <br>where RC(O)- represents the coconut acid radical.<br>[Magnesium Methyl Cocoyl Taurate is the magnesium salt of 2-(*N*-methylcocamido)ethane-1-sulfonate.*] | Surfactant – cleansing agent |
| Potassium Cocoyl Taurate | Potassium Cocoyl Taurate is the organic salt that conforms to the formula:<br> 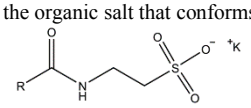 <br>where RC(O)- represents the coconut acid radical.<br>[Potassium Cocoyl Taurate is the potassium salt of 2-cocamidoethane-1-sulfonate.*] | Surfactant – cleansing agent |
| Potassium Methyl Cocoyl Taurate | Potassium Methyl Cocoyl Taurate is the potassium salt of the coconut acid amide of *N*-methyl taurine. It conforms to the formula:<br> 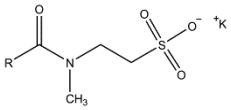 <br>where RC(O)- represents the fatty acids derived from coconut oil.<br>[Potassium Methyl Cocoyl Taurate is the potassium salt of 2-(*N*-methylcocamido)ethane-1-sulfonate.*] | Surfactant – cleansing agent |
| Sodium Caproyl Methyltaurate<br>[20461-70-5] | Sodium Caproyl Methyltaurate is the sodium salt of the caproic acid amide of *N*-methyl taurine. It conforms to the formula:<br> 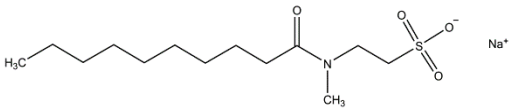 <br>[Sodium Caproyl Methyltaurate is the sodium salt of 2-(*N*-methyldecanamido)ethane-1-sulfonate.] | Surfactant – cleansing agent |
| Sodium Cocoyl Taurate | Sodium Cocoyl Taurate is the organic salt that conforms to the formula:<br> 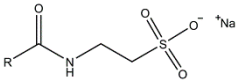 <br>where RC(O)- represents the coconut acid radical.<br>[Sodium Cocoyl Taurate is the sodium salt of 2-cocamidoethane-1-sulfonate.*] | Surfactant – cleansing agent |

**Table 1.** Definitions, structures, and functions of the ingredients in this safety assessment.[1, CIR Staff)]

| Ingredient/CAS No. | Definition & Structure | Function |
|---|---|---|
| Sodium Methyl Cocoyl Taurate<br>12765-39-8<br>61791-42-2 | Sodium Methyl Cocoyl Taurate is the sodium salt of the coconut fatty acid amide of *N*-methyltaurine. It conforms generally to the formula:<br> 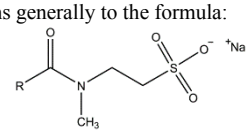 <br>where RC(O)- represents the coconut acid radical.<br>[Sodium Methyl Cocoyl Taurate is the sodium salt of 2-(*N*-methylcocamido)ethane-1-sulfonate.*] | Surfactant – cleansing agent |
| Sodium *N*-Isostearoyl Methyltaurate<br>[170150-64-8] | Sodium *N*-Isostearoyl Methyltaurate is the organic compound that conforms to the formula:<br> 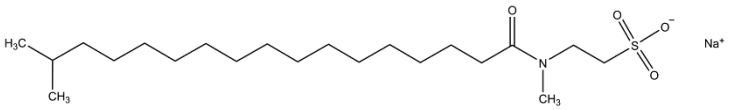 <br>[This is just one example of an "iso" compound, according to the INCI definition. Sodium *N*-Isostearoyl Methyltaurate is the sodium salt of 2-(*N*-isooctadecanamido)ethane-1-sulfonate.] | Surfactant – cleansing agent |
| Sodium Lauroyl Taurate<br>70609-66-4 | Sodium Lauroyl Taurate is the organic salt that conforms generally to the formula:<br> 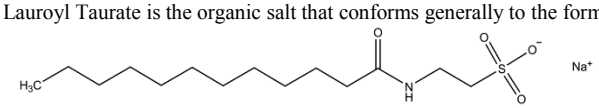 <br>[Sodium Lauroyl Taurate is the sodium salt of 2-dodecanamidoethane-1-sulfonate.] | Surfactant – cleansing agent |
| Sodium Methyl Lauroyl Taurate<br>4337-75-1<br>[115049-64-4 for C13] | Sodium Methyl Lauroyl Taurate is the sodium salt of the lauric acid amide of *N*-methyl taurine. It conforms to the formula:<br> 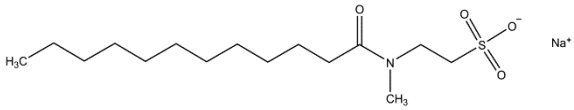 <br>[Sodium Methyl Lauroyl Taurate is the sodium salt of 2-(*N*-methyldodecanamido)ethane-1-sulfonate.] | Surfactant – cleansing agent |
| Sodium Methyl Myristoyl Taurate<br>18469-44-8 | Sodium Methyl Myristoyl Taurate is the sodium salt of the myristic acid amide of *N*-methyl taurine. It conforms to the formula:<br> 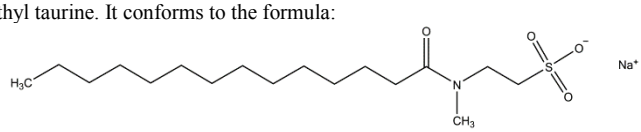 <br>[Sodium Methyl Myristoyl Taurate is the sodium salt of 2-(*N*-methyltetradecanamido)ethane-1-sulfonate.] | Surfactant – cleansing agent |
| Sodium Methyl Oleoyl Taurate<br>137-20-2<br>7308-16-9 | Sodium Methyl Oleoyl Taurate is the sodium salt of the oleic acid amide of *N*-methyl taurine. It conforms generally to the formula:<br> 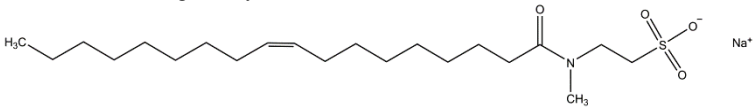 <br>[Sodium Methyl Oleoyl Taurate is the sodium salt of 2-(*N*-methyloleamido)ethane-1-sulfonate.] | Surfactant – cleansing agent |
| Sodium Methyl Palmitoyl Taurate<br>3737-55-1 | Sodium Methyl Palmitoyl Taurate is the sodium salt of the palmitic acid amide of *N*-methyl taurine. It conforms to the formula:<br> 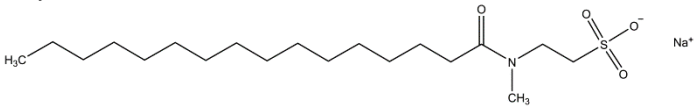 <br>[Sodium Methyl Palmitoyl Taurate is the sodium salt of 2-(*N*-methylpalmitamido)ethane-1-sulfonate.] | Surfactant – cleansing agent |
| Sodium Methyl Stearoyl Taurate<br>149-39-3<br>[87111-75-9 for C19]<br>[27236-38-0] | Sodium Methyl Stearoyl Taurate is the sodium salt of the stearic acid amide of *N*-methyl taurine. It conforms to the formula:<br> 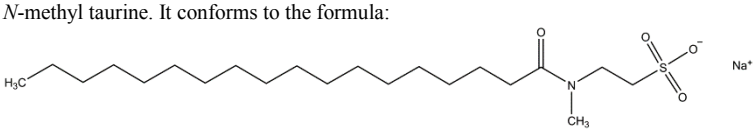 <br>[Sodium Methyl Stearoyl Taurate is the sodium salt of 2-(*N*-methylstearamido)ethane-1-sulfonate.] | Surfactant – cleansing agent |

**Table 1.** Definitions, structures, and functions of the ingredients in this safety assessment.[1, CIR Staff)]

| Ingredient/CAS No. | Definition & Structure | Function |
|---|---|---|
| Sodium Methyltaurate Isopalmitamide | Sodium Methyltaurate Isopalmitamide is the organic compound that conforms to the formula: 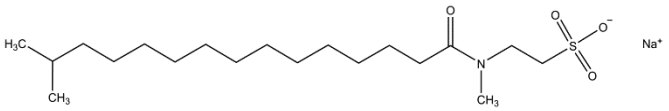 [This is just one example of an "iso" compound, according to the INCI definition. Sodium Methyltaurate Isopalmitamide is the sodium salt of 2-(*N*-isooctadecanamido)ethane-1-sulfonate.] | Surfactant – cleansing agent |
| Sodium Methyltaurine Cocoyl Methyltaurate | Sodium Methyltaurine Cocoyl Methyltaurate is the organic salt that conforms to the formula: 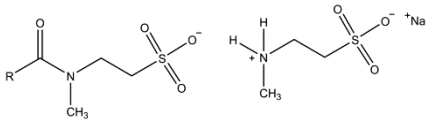 where RC(O)- represents the cocoyl group. [Sodium Methyltaurine Cocoyl Methyltaurate is the sodium methyltaurine salt of 2-(*N*-methylcocamido)ethane-1-sulfonate.*] | Surfactant – cleansing agent; surfactant – emulsifying agent |
| Sodium Taurine Cocoyl Methyltaurate | Sodium Taurine Cocoyl Methyltaurate is the organic salt that conforms to the formula: 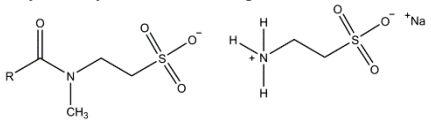 where RC(O)- represents the cocoyl group. [Sodium Taurine Cocoyl Methyltaurate is the sodium taurine salt of 2-(*N*-methylcocamido)ethane-1-sulfonate.*] | Surfactant – cleansing agent; surfactant – emulsifying agent |

* The fatty acid distribution of coconut acid is approximately 0-1% caproic, 5%-9% caprylic, 6%-10% capric, 44%-52% lauric, 13%-19% myristic, 0-1% palmitoleic, 1%-3% stearic, 5%-8% oleic, and trace-2.5% linoleic acid.[7]

**Table 2.** The reported concentration ranges, from one manufacturer, of the chain-length constituents of sodium methyl cocoyl taurate to demonstrate how these ingredients are complex mixtures.[18]

| Constituent | Typical concentration | Concentration ranges |
|---|---|---|
| Fatty acid, C8, sodium-N,N-methyl taurate | ca. 3.0 % (w/w) | > 0.0 — <= 8.0 % (w/w) |
| Fatty acid, C10, sodium-N,N-methyl taurate | ca. 8.0 % (w/w) | > 0.0 — < 10.0 % (w/w) |
| Sodium 2-[methyl(1-oxododecyl)amino]ethanesulphonate* | ca. 54.0 % (w/w) | >= 40.0 — <= 62.0 % (w/w) |
| Fatty acid, C14, sodium-N,N-methyl taurate | ca. 20.0 % (w/w) | >= 15.0 — <= 30.0 % (w/w) |
| Sodium 2-[methyl(1-oxohexadecyl) amino]ethanesulphonate | ca. 8.0 % (w/w) | >= 5.0 — <= 15.0 % (w/w) |
| Sodium 2-[methyloleoylamino]ethane-1-sulphonate | ca. 1.0 % (w/w) | > 0.0 — < 15.0 % (w/w) |
| Sodium 2-[methyl(1-oxooctadecyl)amino]ethanesulphonate | ca. 6.0 % (w/w) | > 0.0 — <= 10.0 % (w/w) |
| Sodium N-methyltaurinate | 0.0 % (w/w) | >= 0.0 — < 3.0 % (w/w) |
| Sodium chloride | 0.3 % (w/w) | >= 0.0 — <= 1.5 % (w/w) |

* Sodium methyl lauroyl taurate

**Table 3.** Chemical and physical properties of alkyl taurate amides and taurate salts.

| Property | Value | Reference |
|---|---|---|
| **Sodium Methyl Cocoyl Taurate** | | |
| Physical Form | Solid/powder | 17 |
| Formula Weight g/mol | 287.4-427.6 | 18 |
| Density/Specific Gravity @ 25ºC | 0.185 | 17 |
| Melting Point ºC | 205.1 | 17 |
| Boiling Point ºC | 378.6-385.5 | 17 |
| Water Solubility g/L @ 20ºC & pH 6.4 | 0.23 | 17 |
| @ 20ºC & pH 8.03 | >250 | 17 |
| Other Solubility g/L | | |
| n-octanol @ 20ºC | 0.4 | 17 |
| Parttition coefficient | | |
| log Po/w | -0.44-0.54 | 18 |
| Disassociation constants | | |
| pKa @ 25ºC | <1 | 18 |
| **Calcium Lauroyl Taurate** | | |
| Physical Form | Powder | 25 |
| Color | White | 25 |
| Formula Weight g/mol | 803.30 | 46 |
| Density/Specific Gravity | | |
| Specific Gravity | 1.25 | 25 |
| Bulk Specific Gravity | 0.37 | 25 |
| Water Solubility | Insoluble | 25 |
| **Potassium Taurate** | | |
| Formula Weight g/mol | 163.2372 | 47 |
| **Sodium Lauroyl Taurate** | | |
| Formula Weight g/mol | 329.43 | 48 |
| **Sodium Methyl Lauroyl Taurate** | | |
| Physical Form | Crystalline solid | 49 |
| Color | White to slight-yellow | 49 |
| Odor | Faint characteristic | 49 |
| Water Solubility | Soluble | 49 |
| **Sodium Methyl Myristoyl Taurate** | | |
| Formula Weight g/mol | 371.51 | 50 |
| **Sodium Methyl Oleoyl Taurate** | | |
| Physical Form | Powder | 40 |
| Color | Yellowish | 40 |
| Odor | Characteristic | 40 |
| Formula Weight g/mol | 425.60 | 51 |
| Bulk density kg/m$^3$ | 600 | 40 |
| Melting Point ºC | ~170 | 40 |
| **Sodium Methyl Palmitoyl Taurate** | | |
| Physical Form | Crystalline solid | 52 |
| Color | White | 52 |
| Formula Weight g/mol | 399.56 | 52 |
| **Sodium Methyl Stearoyl Taurate** | | |
| Molecular Weight g/mol | 427.61 | 52 |

**Table 3.** Chemical and physical properties of alkyl taurate amides and taurate salts.

| Property | Value | Reference |
|---|---|---|
| **Sodium Methyltaurate** | | |
| Physical Form | Solid | [15] |
| Color | Yellow | [15] |
| Formula Weight g/mol | 161.16 | [53] |
| Density/Specific Gravity | 1.21 | [53] |
| Melting Point ºC | 160 | [15] |
| Water Solubility g/L @ 20 ºC | 410 | [15] |
| **Sodium Taurate** | | |
| Physical form | Solid | [16,54] |
| Formula Weight g/mol | 147.128 | [55] |

**Table 4.** Frequency of use according to duration and exposure of alkyl taurate amides and taurate salts.[29,30]

| Use type | Uses | Maximum Concentration (%) | Uses | Maximum Concentration (%) | Uses | Maximum Concentration (%) | Uses | Maximum Concentration (%) |
|---|---|---|---|---|---|---|---|---|
| | **Sodium Methyltaurate** | | **Calcium Lauroyl Taurate** | | **Magnesium Methyl Cocoyl Taurate** | | **Sodium Cocoyl Taurate** | |
| **Total/range** | **2** | **0.11-3** | **NR** | **0.48-11** | **NR** | **0.26** | **NR** | **0.3-21.5** |
| *Duration of use* | | | | | | | | |
| Leave-on | NR | NR | NR | 0.48-11 | NR | NR | NR | 2 |
| Rinse-off | 2 | 0.11-3 | NR | NR | NR | 0.26 | NR | 0.3-21.5 |
| Diluted for (bath) use | NR | NR | NR | NR | NR | NR | NR | 7 |
| *Exposure type* | | | | | | | | |
| Eye area | NR | NR | NR | 0.48 | NR | NR | NR | 0.3 |
| Incidental ingestion | NR | NR | NR | NR | NR | NR | NR | NR |
| Incidental Inhalation-sprays | NR | NR | NR | NR | NR | NR | NR | NR |
| Incidental inhalation-powders | NR | NR | NR | NR | NR | NR | NR | 2[c] |
| Dermal contact | 2 | 2 | NR | 0.48-11 | NR | NR | NR | 0.3-21.5 |
| Deodorant (underarm) | NR | NR | NR | NR | NR | NR | NR | NR |
| Hair-noncoloring | NR | 0.11-3 | NR | NR | NR | 0.26 | NR | 0.75-9 |
| Hair-coloring | NR | NR | NR | NR | NR | NR | NR | NR |
| Nail | NR | NR | NR | NR | NR | NR | NR | NR |
| Mucous Membrane | NR | NR | NR | NR | NR | NR | NR | 7-21.5 |
| Baby | NR | NR | NR | NR | NR | NR | NR | NR |

**Table 4.** Frequency of use according to duration and exposure of alkyl taurate amides and taurate salts.[29,30]

| Use type | Uses | Maximum Concentration (%) | Uses | Maximum Concentration (%) | Uses | Maximum Concentration (%) | Uses | Maximum Concentration (%) |
|---|---|---|---|---|---|---|---|---|
| | **Sodium Methyl Cocoyl Taurate** | | **Sodium Lauroyl Taurate** | | **Sodium Methyl Lauroyl Taurate** | | **Sodium Methyl Myristoyl Taurate** | |
| **Total/range** | **339** | **0.000095-13** | **NR** | **0.09-1** | **NR** | **0.2-0.7** | **NR** | **1-6** |
| *Duration of use* | | | | | | | | |
| Leave-on | 10 | 0.21-6 | NR | NR | NR | NR | NR | NR |
| Rinse-off | 322 | 0.000095-13 | NR | 0.09-1 | NR | 0.2-0.7 | NR | 1-6 |
| Diluted for (bath) use | 7 | 0.38-1.2 | NR | NR | NR | NR | NR | NR |
| *Exposure type* | | | | | | | | |
| Eye area | NR | 2.4 | NR | NR | NR | NR | NR | NR |
| Incidental ingestion | NR | 0.24-1.2 | NR | NR | NR | 0.3-0.7 | NR | NR |
| Incidental Inhalation-sprays | 2[a]; 6[b] | 0.21-0.24[a] | NR | NR | NR | 0.3[a] | NR | NR |
| Incidental inhalation-powders | 6[b] | 6; 0.9-1.5[c] | NR | NR | NR | NR | NR | NR |
| Dermal contact | 269 | 0.38-13 | NR | 1 | NR | 0.2 | NR | 6 |
| Deodorant (underarm) | NR | NR | NR | NR | NR | NR | NR | NR |
| Hair-noncoloring | 70 | 0.000095-9.7 | NR | 0.09 | NR | NR | NR | 1 |
| Hair-coloring | NR | 0.5 | NR | NR | NR | NR | NR | NR |
| Nail | NR | 3.2-3.9 | NR | NR | NR | NR | NR | NR |
| Mucous Membrane | 140 | 0.24-10.2 | NR | NR | NR | 0.3-0.7 | NR | NR |
| Baby | 1 | NR | NR | NR | NR | NR | NR | NR |

| | **Sodium Methyl Oleoyl Taurate** | | **Sodium Methyl Stearoyl Taurate** | | **Sodium Taurine Cocoyl Methyltaurate** | | |
|---|---|---|---|---|---|---|---|
| **Total/range** | **1** | **28** | **8** | **0.0076-4** | **NR** | **2-6** | |
| *Duration of use* | | | | | | | |
| Leave-on | NR | NR | 8 | 0.024-1 | NR | NR | |
| Rinse-off | 1 | NR | NR | 0.0076-4 | NR | 2-6 | |
| Diluted for (bath) use | NR | 28 | NR | NR | NR | NR | |
| *Exposure type* | | | | | | | |
| Eye area | NR | NR | NR | 0.5-0.9 | NR | NR | |
| Incidental ingestion | NR | NR | NR | 0.0076 | NR | NR | |
| Incidental Inhalation-sprays | NR | NR | 4[a]; 4[b] | 1[a] | NR | NR | |
| Incidental inhalation-powders | NR | NR | NR | 0.7-1[c] | NR | NR | |
| Dermal contact | NR | 28 | 8 | 0.024-1 | NR | 2 | |
| Deodorant (underarm) | NR | NR | NR | 0.028[d] | NR | NR | |
| Hair-noncoloring | 1 | NR | NR | 0.8-2 | NR | 6 | |
| Hair-coloring | NR | NR | NR | 0.1-4 | NR | NR | |
| Nail | NR | NR | NR | NS | NR | NR | |
| Mucous Membrane | NR | 28 | NR | 0.0076 | NR | NR | |
| Baby | NR | NR | NR | NR | NR | NR | |

NR = Not Reported; NS = Not Surveyed; Totals = Rinse-off + Leave-on Product Uses.
Note: Because each ingredient may be used in cosmetics with multiple exposure types, the sum of all exposure type uses may not equal the sum total uses.
[a] It is possible these products may be sprays, but it is not specified whether the reported uses are sprays.
[b] Not specified whether a powder or a spray, so this information is captured for both categories of incidental inhalation.
[c] It is possible these products may be powders, but it is not specified whether the reported uses are powders.
[d] Not spray products.

**Table 5.** Alkyl taurate amides and taurate salts with no reported uses.[29,30]

| | |
|---|---|
| Potassium Taurate | Potassium Cocoyl Taurate |
| Potassium Methyl Cocoyl Taurate | Sodium *n*-Isostearoyl Methyltaurate |
| Sodium Caproyl Methyltaurate | Sodium Methyltaurate Isopalmitamide |
| Sodium Methyl Palmitoyl Taurate | Sodium Methyltaurine Cocoyl Methyltaurate |
| Sodium Taurate | |

**Table 6.** Acute toxicity studies of alkyl taurate amides and taurate salts.

| Ingredient | Animals | Concentrations/ Dosages | Methods | Results | Reference |
|---|---|---|---|---|---|
| | | | **Dermal** | | |
| Sodium Methyl Cocoyl Taurate | Male and female Wistar rats (n=5/sex) | 100%; 2000 mg/kg | OECD TG 402; 10% of body under semi-occlusion for 24 h followed by 14-day observation period. | Effects level > 2000 mg/kg. No mortalities, no signs of toxicity. Residual discoloration at test site. | 12,13 |
| Sodium Methyl Cocoyl Taurate | Male and female Wistar rats | | OECD TG 402; administered under semi-occlusion in a paste | $LD_{50}$>2000 mg/kg | 18 |
| Sodium Methyl Cocoyl Taurate | Rats | | OECD TG 402 | $LD_{50}$ >20 mg/kg; No signs of toxicity observed in the 14-day observation period. No effects to body weights and there were no gross pathology findings. | 18 |
| Sodium Methyl Oleoyl Taurate | Wistar rats | 100%; 2000 mg/kg | OECD TG 402; administered under semi-occlusion to 10% of the body surface | No mortalities or clinical signs. At necropsy, no specific pathology associated with test substance observed, except some residual discoloration of the skin at the test site. | 17 |
| Sodium Methyl Oleoyl Taurate | Rats | | | >2000 mg/kg | 40 |
| | | | **Oral** | | |
| Sodium Methyltaurate (80%-84% pure) | Wistar rats | 4000, 4500, 4750, 5000, 6300 mg/kg | OECD TG 401 | $LD_{50}$≥4670 mg/kg in water (the highest dose tested). Necropsies showed unspecified changes to the intestines/ gastrointestinal tract, especially in the rats that died before the end of the experiment (number not specified). | 15 |
| Sodium Methyl Cocoyl Taurate | Sprague-Dawley rats (n=5/sex) | 2000 mg/kg; 20% in water; 10 mL/kg | OECD TG 401 | There were no deaths during 14-day observation period.- Hypoactivity, squatting posture, and coat bristling were observed in all rats from 10-30 min to 4-6 h post administration. No signs of toxicity observed during the observation period. There were no effects to body weights and there were no gross pathology findings. | 17,18 |
| Sodium Methyl Cocoyl Taurate | Male and female Sprague-Dawley rats | | OECD TG 401 | $LD_{50}$>2000 mg/kg | 18 |
| Sodium Methyl Cocoyl Taurate | Wistar rats (n=5/sex) | | OECD TG 401 | $LD_{50}$>2000 mg/kg. No mortalities or signs of toxicity were observed during the 14-day observation period. There were no macroscopic findings at necropsy. | 18 |
| Sodium Methyl Cocoyl Taurate | Albino Harlan mice (n=10) | | The mice were observed for 72 h after dosing. | $LD_{50}$=6.63 g/kg | 41 |

OECD TG - Organization for Economic Cooperation and Development Test Guideline

**Table 7.** Repeated dose oral toxicity studies of alkyl taurate amides and taurate salts.

| Ingredient | Animals | Concentrations/ Dosages | Methods | Results | Reference |
|---|---|---|---|---|---|
| Sodium Methyl Cocoyl Taurate | Sprague-Dawley rats (n=3/sex) | 62.5, 250, 1000 mg/kg/d. Controls received purified water. | Gavage daily for 14 days; equivalent or similar to OECD TG 407 (Repeated Dose 28-Day Oral Toxicity in Rodents) | NOAEL≥1000 mg/kg/d (actual dose received). No clinical signs with regards to mortality; feed consumption; body weight; hematology; clinical chemistry; gross pathology; organ weights; histopathology; male reproductive organs including sperm staging | 13,18 |
| Sodium Methyl Cocoyl | Sprague-Dawley rats (n=10/sex; controls= 5/sex); 5 additional | 100, 300, 1000 mg/kg/d; 10 mL/kg | Gavage for 28 days; OECD TG 407 (Repeated Dose 28-Day Oral | No clinical signs; normal weekly neurotoxicity assessment. No changes in body weights or feed | 18 |

**Table 7.** Repeated dose oral toxicity studies of alkyl taurate amides and taurate salts.

| Ingredient | Animals | Concentrations/ Dosages | Methods | Results | Reference |
|---|---|---|---|---|---|
| Taurate | controls and high-dose rats were allowed 2 weeks of recovery before necropsy. | | Toxicity in Rodents) | consumption between groups. Increased white blood cell count was observed, especially in high-dose males; considered to be secondary to inflammatory changes due to forestomach findings in high dose animals. Increases in transaminases in high dose male animals were not considered to be indicative of liver injury but may represent adaptive changes.<br><br>Macroscopic and histopathological examinations of the forestomach showed diffuse mucosal hyperplasia usually associated with hyperkeratosis and with focal to diffused inflammation located in the submucosa mainly in males at in the high-dose group. Focal ulcers with diffuse mucosal hyperplasia was still noted in the forestomach of the rats in the treatment/recovery subgroup. Comparable forestomach effects were not observed in the low- and mid-dose groups. | |
| Sodium Methyl Oleoyl Taurate | Sprague-Dawley rats (n=3/sex) | 62.5, 250, or 1000 mg/kg | Gavage for 14 days | NOAEL≥1000 mg/kg/d (actual dose received). No clinical signs with regards to mortality; feed consumption; body weight; hematology; clinical chemistry; gross pathology; organ weights; histopathology; male reproductive organs including sperm staging. | 12 |
| Sodium Methyl Oleoyl Taurate | Albino Harlan mice (n=10) | 0.662 g/kg ; 10% $LD_{50}$ | Administered by gavage for 6 days/week until 25 doses were administered | 1 mouse was dead on day 5 and 5 were dead on day 10. No more mice died through the 25th dose. | 41 |

OECD TG - Organization for Economic Cooperation and Development Test Guideline

**Table 8.** Genotoxicity studies of alkyl taurate amides and taurate salts.

| Concentration/dose | Method | Results | Reference |
|---|---|---|---|
| **Sodium Methyltaurate** | | | |
| 4-5000 µg/plate | Ames test conducted similar to OECD TG 471 (Bacterial Reverse Mutation Assay) using *Salmonella typhimurium* (strains TA1535, TA1537, TA98 and TA100) with and without metabolic activation | Not genotoxic. The controls had the expected results. | 15 |
| **Sodium Cocoyl Taurate** | | | |
| 4-5000 µg/ plate | Ames test conducted in accordance with OECD TG 471 using *S. typhimurium* (strains TA1535, TA1537, TA98, and TA100) | Not mutagenic with or without metabolic activation. | 12 |
| **Sodium Methyl Cocoyl Taurate** | | | |
| 5-5000 µg/plate in distilled water; 97.7% pure | Ames test conducted in accordance with OECD TG 471 using *S. typhimurium* (strains TA1535, TA1537, TA98, and TA100) and *Escherichia coli* (strain WP2 uvr A) with and without metabolic activation | Not genotoxic. Visible reductions in the growth of the bacterial background lawns of *S. typhimurium* strains at 500 µg/plate and above. The results of the controls were as expected. | 17,18 |

**Table 8.** Genotoxicity studies of alkyl taurate amides and taurate salts.

| Concentration/dose | Method | Results | Reference |
|---|---|---|---|
| 4-hour without S9: 200, 240, 320 µg/mL;<br>4-hour with S9: 160, 200, 240 µg/mL<br>20-hour without S9: 40, 80, 160 µg/mL;<br>97.7% pure | Genotoxicity assay conducted in accordance with OECD TG 487 (In Vitro Mammalian Cell Micronucleus Test) using human lymphocytes. | Not genotoxic up to 320 µg/mL without metabolic activation and up to 240 µg/mL with metabolic activation when incubated for 4 h; test substance was cytotoxic at these concentrations and above. When incubated for 20 h without metabolic activation, there were still no genotoxic effects observed. The positive controls had the expected results; there were no negative controls. | 12,17,18 |
| Experiment 1:<br>4-h exposure, -S9: 10, 20, 40, 50, 60, 100 µg/mL<br>4-h exposure, +S9: 15, 30, 60, 70, 80, 90, 100, 120 µg/mL<br>Experiment 2:<br>24-h exposure, -S9: 3.75, 7.5, 15, 30, 40, 50, 60, 80 µg/mL<br>4-h exposure, +S9: 3.75, 7.5, 15, 30, 60, 70, 80, 90 µg/mL<br>(97.7% pure) | Mammalian cell gene mutation assay conducted in accordance with OECD TG 476 (In vitro Mammalian Cell Gene Mutation Test) using mouse lymphoma L5178Y cells | Not genotoxic up to 100 µg/mL without metabolic activation and up to 120 µg/mL with metabolic activation when incubated for 4 h. When incubated for 24 h without metabolic activation, there were no genotoxic effects observed up to 80 µg/mL. Cytotoxicity was observed in the 4-h exposure at 60 µg/mL and above with metabolic activation and at 50 µg/mL and above without metabolic activation. In the 24-h exposure without metabolic activation, cytotoxicity was observed at 15 µg/mL and above. The positive controls had the expected results; there were no negative controls. The test material was cytotoxic - Experiment 1: 4-h exposure, +S9: at 60 µg/mL and above; 4-h exposure, -S9: at 50 µg/mL and above; Experiment 2: 4-h exposure, +S9: at 60 µg/mL: 24-h exposure, -S9: at 15 µg/mL and above. | 12,17,18 |
| **Sodium Methyl Oleoyl Taurate** | | | |
| TA97a: 1.6-160 µg/plate (-S9), 16-1600 µg/plate (+S9)<br>TA98: 50-5000 µg/plate (+/-S9)<br>TA100: 16-1600 µg/plate (+/-S9)<br>TA102: 50-5000 µg/plate (+/-S9)<br>TA1535: 16-1600 µg/plate (+/-S9) in bidistilled water | OECD TG 471 using *S. typhimurium* (strains TA97a, TA 100, TA102, TA1535) with and without metabolic activation | Not mutagenic | 13 |
| Experiment 1: 6.00, 8.40, 11.8, 16.5, 23.1, and 32.3 µg/mL without S9; 162, 210, 273, 355, 462, and 600 µg/mL with S9<br>Experiment 2: 9.87, 12.8, 16.7, 21.7, 28.2, µg/mL without S9; 265, 318, 382, 458, and 500 µg/mL with S9 | Mammalian cell gene mutation assay conducted in accordance with OECD TG 476 (In vitro Mammalian Cell Gene Mutation Test) and Guideline EU Method B.17 (Mutagenicity - In Vitro Mammalian Cell Gene Mutation Test)<br>Using Chinese hamster lung fibroblast (V79) | Not genotoxic | 12,13 |
| First experiment: 19.5, 39.1, 78.1, 156, 313, 625, 1250, 2500, and 5000 µg/mL with and without S9 metabolism.<br>Second experiment: 7.02, 10.5, 15.8, 23.7, 35.6, 53.3, 80.0, 120, 180, and 270 µg/mL without S9 | Mammalian chromosome aberration test OECD TG 473 (In vitro Mammalian Chromosome Aberration Test) and Guideline EU Method B.10 (Mutagenicity - In Vitro Mammalian Chromosome Aberration Test) using human lymphocytes | Not genotoxic.<br>Marked toxicity was observed at 313 µg/mL, where the relative mitotic index was 18% and 22% of the control in the absence and presence of S9 metabolism respectively. Moderate toxicity was observed at 156 µg/mL, where the relative mitotic index was 48% and 52% of the concurrent negative control with and without metabolic activation, respectively.<br>No remarkable toxicity was observed at 78.1, 39.1 and 19.5 µg/mL for both treatment series. | 12,13 |

**Table 9.** In vivo ocular studies of alkyl taurate amides and taurate salts.

| Dose/concentration | Method | Results | Reference |
|---|---|---|---|
| **Sodium Methyltaurate** | | | |
| 80%-84% in saline; 100 mg | OECD TG 405 (Acute Eye Irritation/ Corrosion) in New Zealand White rabbits (n=3) | There was persistent corneal opacity as well as inflammation of the iris and conjunctivae. The iris irritation scores was between 0 and 1 of 2 up to 72 h; then the irritation was resolved at the next observation. There was conjunctiva irritation at all observation times and was not fully reversed at 21 d. Conclusion: sodium methyltaurate caused persistent corneal opacity as well as inflammation of the iris and conjunctiva resulting in irreversible eye damage. | 15 |
| 35%-37% aqueous; 0.1 mL | OECD TG 405 in New Zealand White rabbits (n=3) | There was persistent corneal opacity as well as inflammation of the iris and conjunctivae at all observation times, and was not fully reversed by 7 d. The iris irritation scores were between 0 and 1 of 2 up to 72 h; the irritation was resolved by 7 d. The conjunctiva irritation score was between 2 and 3 of 3 at all observation times and irritation was not fully reversed at 7 d. Conclusion: sodium methyltaurate caused persistent corneal opacity as well as inflammation of the iris and conjunctiva resulting in irreversible eye damage. | 15 |
| **Sodium Methyl Cocoyl Taurate** | | | |
| 100% in a paste as provided; 100 mg | OECD TG 405 (Acute Eye Irritation/Corrosion) in New Zealand White rabbits (n=3) | The conjunctivae were swollen above normal, including swellings with lids about half closed and definitely injected blood vessels up to a diffuse red color from 1 h to 3 days after administration. The iris was reddened in 2 rabbits up to day 2 and in the remaining rabbit until day 3. The overall irritation score was 0.67 of 4. The iris irritation score was 0.78 of 2. The conjunctiva irritation score was 2.8 of 3. The chemosis score was 2.1 of 4. All signs of irritation were fully resolved by day 7. Conclusion: sodium methyl cocoyl taurate was an ocular irritant under these conditions. | 17,18 |
| 10%; 0.1 mL in distilled water | Ocular irritation assay with and without rinsing. Rabbits (n=3). The eyes were observed at 1 h and 1, 2, 3, 4, and 7 days post administration | Unrinsed eyes-the maximum irritation index was 49.7 at 1 h, which was resolved at 4 days. Rinsed eyes-the maximum irritation index was 25.3 at 1 h, which was resolved at day 4. The test substance was a mild irritant. | 43 |
| **Sodium Methyl Myristoyl Taurate** | | | |
| 10% aqueous; 0.1 mL | Draize test, Japanese albino rabbits (n not specified) | Draize score ~2.2 out of 5 | 44 |
| **Sodium Methyl Oleoyl Taurate** | | | |
| 1% | Rabbits (n and species not specified). The eyes were observed at 5 and 10 min, and 1 and 24 h. | The irritation score was 2 out of 4. Inflammation was observed, but not photophobia, discharge or clouded corneas. | 41 |
| 100%; 0.1 g ; 0.1 mL | OECD TG 405 (Acute Eye Irritation/Corrosion) | Mild to moderate, early-onset and transient ocular changes, such as corneal opacity, reddening of the conjunctivae and sclerae, discharge and chemosis; resolved at 7 days after treatment. The individual mean scores for corneal opacity was 0.67 for all 3 rabbits. The individual mean scores for the conjunctivae were 2.00 for reddening and 0.67, 0.33 and 0.67 for chemosis for each rabbit. No abnormal findings were observed in the iris of any rabbit at any time. No corrosion was observed at any of the measuring intervals. White test item remnants were evident in the eye or conjunctival sac of 1 female 1 h after instillation. No staining of the treated eyes by the test item was observed and no clinical signs were observed. Based on the findings and in accordance with the classification criteria of Directive 67/548 EEC (DSD), the registration substance is considered to be "not irritating" to the rabbit eye. However, based on the criteria of Directive (EC) 1272/2008 (GHS-CLP) the registration substance should be considered to be "mildly irritating to eyes" (category 2B). | 12-14 |

OECD TG - Organization for Economic Cooperation and Development Test Guideline

## REFERENCES


1. Nikitakis, J and Breslawec HP. International Cosmetic Ingredient Dictionary and Handbook. 15 *ed*. Washington, DC: Personal Care Products Council, 2014.

2. Andersen, FA. Annual review of cosmetic ingredient safety assessments 2002/2003. *International Journal of Toxicology*. 2005;24(Suppl. 1):1-102.

3. Andersen, FA. Annual review of cosmetic ingredient safety assessments - 2004/2005. *International Journal of Toxicology*. 2006;26(Suppl. 2):1-89.

4. Becker LC, Bergfeld WF, Belsito DV, Hill RA, Klaassen CD, Marks JG, Shank RC, Slaga TJ, Snyder PW, and Andersen FA. Final report of the amended safety assessment of myristic acid and its salts and esters as used in cosmetics. *Int J Toxicol*. 2010;29(Suppl 3):162-186.

5. Bergfeld, WF, Belsito, DV, Hill, RA, Klaassen, CD, Liebler, DC, Marks Jr, JG, Shank, RC, Slaga, TJ, Snyder, PW, Andersen, FA, Burnett, CL, and Fiume, M. Final report: Plant-derived fatty acid oils as used in cosmetics. Washington, DC, Cosmetic Ingredient Review. 2011. pp. 1-100.

6. Burnett, CL, Bergfeld, WF, Belsito, DV, Klaassen, CD, Marks Jr, JG, Shank, RC, Slaga, TJ, Snyder, PW, and Andersen, FA. Final report on the safety assessment of *Cocos nucifera* (coconut) oil and related ingredients. *International Journal of Toxicology*. 2011;30(Suppl 1):5S-16S.

7. Elder, RL. Final report on the safety assesment of coconut oil, coconut acid, hydrogenated coconut acid, and hydrogenated coconut oil. *Journal of the American College of Toxicology*. 1986;5(3):103-121.

8. Elder, RL. Final report on the safety assessment of oleic acid, lauric acid, palmitic acid, myrisitic acid, and stearic acid. *Journal of the American College of Toxicology*. 1987;6(3):321-401.

9. Elder, RL. Final report on the safety assessment of isoproyl linoleate. *Journal of the American College of Toxicology*. 1992;11(1):51-56.

10. Fiume, M, Bergfeld, WF, Belsito, DV, Hill, R, Klaassen, CD, Liebler, D, Marks Jr, JG, Shank, RC, Slaga, TJ, Snyder, PW, and Andersen, FA. Final report on stearyl heptanoate and related stearyl alkanoates as used in cosmetics. *International Journal of Toxicology*. 2012;31(Suppl. 2):141S-146S.

11. Huxtable, RJ. Physiological actions of taurine. *Physiological Reviews*. 1992;72(1):101-163.

12. European Chemicals Agency (ECHA). Fatty acid chlorides, C12-18 (even numbered) and C18 unsatd., reaction products with sodium N-methyltaurinate. http://echa.europa.eu. Last Updated 2013.

13. European Chemicals Agency (ECHA). Fatty acid chlorides, C18 unsatd., reaction products with sodium N-methyltaurinate . http://echa.europa.eu. Last Updated 2013. Date Accessed 7-22-2015.

14. European Chemicals Agency (ECHA). Fatty acid chlorides, C12-18 (even numbered) and C18 unsatd., reaction products with sodium N-methyltarinate. http://echa.europa.eu. Last Updated 2015. Date Accessed 7-21-0015.

15. European Chemicals Agency (ECHA). Sodium N-methyltaurinate. http://echa.europa.eu. Last Updated 2015. Date Accessed 3-10-2015.

16. European Chemicals Agency (ECHA). Sodium taurinate. http://echa.europa.eu. Last Updated 2015. Date Accessed 3-10-2015.

17. European Chemicals Agency (ECHA). Sodium methyl cocoyl taurate. http://echa.europa.eu. Last Updated 2015. Date Accessed 3-10-2015.

18. CRODA Europe Limited. 2015. Chemical safety report: Ethanesulfonic acid, 2-(methylamino)-, N-coco acyl derivs., sodium salts (Sodium Methyl Cocoyl Taurate). Unpublished data submitted by Personal Care Products Council.

19. Jeen. 2013. Specifications JEEPON T-33 (33% Sodium Methyl Oleoyl Taurate). Unpublished data submitted by Personal Care Products Council.

20. Jeen. 2013. Specifications JEEPON 30 A (30% Sodium Methyl Cocoyl Taurate). Unpublished data submitted by Personal Care Products Council.

21. Jeen. 2013. Specifications JEEPON 24 A (24% Sodium Methyl Cocoyl Taurate). Unpublished data submitted by Personal Care Products Council.

22. Jeen. 2015. JEEPON T-33 (Sodium Methyl Oleoyl Taurate) Compositional breakdown. Unpublished data submitted by Personal Care Products Council.

23. Jeen. 2015. JEEPON 30-A (Sodium Methyl Cocoyl Taurate): Compositional breakdown. Unpublished data submitted by Personal Care Products Council.

24. Jeen. 2015. JEEPON 24-A (Sodium Methyl Cocoyl Taurate): Compositional breakdown. Unpublished data submitted by Personal Care Products Council.

25. Nonomura, Yoshimune, Kurita, Kenkou, Kashimoto, Akio, Hotta, Hajime, Kaneko, Yohei, and Iitaka, Kazuhiro. The internal structure and tribology of calcium lauroyl taurate. *Chemistry Letters*. 2002;31(2):216-217.

26. O'Neil, MJ. The Merck Index - An encyclopedia of chemicals, drugs, and biologicals. Cambridge, UK: Royal Society of Chemistry, 2013.

27. Day, JF; inventor. Preparation of *N*-acyl taurates. 5,496,959. 3-5-1996.

28. Hu, S; inventor. Cyclic process for the production of taurine. US 8,609,890. 12-17-2013.

29. Food and Drug Administration (FDA). Frequency of use of cosmetic ingredients; *FDA Database*. Washington, DC, FDA. 2015.

30. Personal Care Products Council. 7-7-2015. Concentration of Use by FDA Product Category: Alkyl Taurate Amides and Salts. Unpublished data submitted by Personal Care Products Council.

31. Rothe H. Special aspects of powders in decorative cosmetics. 2011. Unpublished information presented at the 26 September 2011 CIR Expert Panel Meeting. Washington, DC.

32. Bremmer HJ, Prud'homme de Lodder LCH, and van Engelen JGM. Cosmetics Fact Sheet: To assess the risks for the consumer; Updated version for ConsExpo. 2006. http://www.rivm.nl/bibliotheek/rapporten/320104001.pdf. Date Accessed 8-24-2011. Report No. RIVM 320104001/2006. pp. 1-77.

33. Johnsen MA. The Influence of Particle Size. *Spray Technology and Marketing*. 2004;14(11):24-27. http://www.spraytechnology.com/index.mv?screen=backissues.

34. Rothe H, Fautz R, Gerber E, Neumann L, Rettinger K, Schuh W, and Gronewold C. Special aspects of cosmetic spray safety evaluations: Principles on inhalation risk assessment. *Toxicol Lett*. 8-28-2011;205(2):97-104. PM:21669261.

35. Rothe H. Special aspects of cosmetic spray safety evaluation. 2011. Unpublished information presented to the 26 September CIR Expert Panel. Washington D.C.

36. European Commission. CosIng database; following Cosmetic Regulation No. 1223/2009. http://ec.europa.eu/consumers/cosmetics/cosing/. Last Updated 2014. Date Accessed 1-14-0015.

37. European Food Safety Authority (EFSA) Panel on Additives and Products or Substances Used in Animal Feed (FEEDAP. Scientific Opinion on the safety and efficacy of taurine as a feed additive for all animal species. *EFSA Journal*. 2012;10(6):2736

38. European Union Scientific Committee on Food. Opinion on Caffeine, Taurine and D-Glucurono - g -Lactone as constituents of so-called "energy" drinks (expressed on 21 January 1999). http://ec.europa.eu/food/fs/sc/scf/out22_en.html. Last Updated 1999. Date Accessed 7-27-2015.

39. European Parliment and of Council and Regulations (EC). Commision regulations (EC). *Official Journal of the European Union*. 11-30-2009;314:36-42. http://eur-lex.europa.eu/legal-content/EN/TXT/PDF/?uri=CELEX:32009R1170&from=EN.

40. Solvay. Safety Data Sheet: GEROPON T 77 [pamphlet]. Santo André, São Paulo: Rhodia Poliamida e Especialidades Ltda; 2013.

41. Hopper, SS, Hulpieu, HR, and Cole, VV. Some toxicological properties of surface-active agents. *Journal of the American Parmaceutical Association*. 1949;38(8):428-432.

42. Gershbein, LL. Percutaneous toxicity of thioglycolate mixtures in rabbits. *Journal of Pharmaceutical Sciences*. 1979;68(10):1230-1235.

43. Anonymous. 2015. Summary of eye and skin irritation tests of Sodium Methyl Cocoyl Taurate. Unpublished data submitted by Personal Care Products Council.

44. Okahata, Yoshio and Ebato, Hiroshi. Absorption behaviors of surfactant molecules on a lipid-coated quartz-crystal microbalance. An alternative to eye-irritant tests. *Analytical Chemistry*. 1991;63(3):203-207.

45. Uehara, S, Inomata, N, Suzuki, A, Matsuura, M, and Aihara, M. Severe contact urticarial syndrome due to oxidative hair dye containing para-aminophenol and sodium-methyl-oleoyl-taurate. *The Journal of Dermatology*. 2014;41(6):560-561.

46. Guidechem. Calcium lauroyl taurate (CAS No. 138705-25-6). http://www.guidechem.com/reference/dic-462936.html. Last Updated 2010.

47. ChemNet.com. CAS, cas.ChemNet.com: 22890-34-2 potassium 2-aminoethanesulfonate. http://www.chemnet.com/cas/en/22890-34-2/potassium-2-aminoethanesulfonate.html. Last Updated 2015. Date Accessed 3-30-2015.

48. ChemNet.com. 70609-66-4, Sodium 2[(1-oxododecyl)amino]ethanesulphonate [pamphlet]. 2015.

49. Nikko Chemicals Col, Ltd. Material safety data sheet, Sodium Methyl Lauroyl Taurate [pamphlet]. Tokyo, Japan: Barnet Products Corp.; 2015.

50. National Center for Biotechnology Information. PubChem Compound Database; CID 23664339. http://pubchem.ncbi.nlm.nih.gov/compound/23664339. Last Updated 2015.

51. Guidechem. Chemical Trading Guide: Sodium2-[methyl(1-oxo-9-octadecenyl)amino]ethanesulphonate (CAS No. 7308-16-9). http://www.guidechem.com/reference/dic-311112.html. Last Updated 2015.

52. Guidechem. Chemical Trading Guide: CAS No. 3737-55-1 (Ethanesulfonic acid,2-[methyl(1-oxohexadecyl)amino]-, sodium salt (1:1) ). http://www.guidechem.com/cas-373/3737-55-1.html. Last Updated 2015.

53. Chemical Book. Chemical Book, N-methyltaurine sodium salt. http://www.chemicalbook.com/CAS_4316-74-9.htm. Last Updated 2010.

54. Biosynth Chemistry & Biology. Safety data sheet: Sodium taurinate. 2014. pp.1-4.

55. Chemical Book. Chemical Book, Taurine sodium. http://www.chemicalbook.com/ChemicalProductProperty_EN_CB4841014.htm. Last Updated 2010.