

# GREEN BOOK 1

Trimoniums

CIR EXPERT PANEL MEETING  
JUNE 28-29, 2010

# Cosmetic Ingredient Review

*Commitment . . . Credibility*

*Since 1976*

June 29, 2010



## MEMORANDUM

To: CIR Expert Panel and Liaisons

From: Lillian C. Becker, M.S.  
Scientific Analyst and Writer

Subject: Draft Amended Report for Trimoniums

At the April, 2010 Panel Meeting, the trimoniums re-review was re-opened add ingredients to the assessment. Attached is the resulting Draft Amended Report. Comments from industry were received and addressed.

Trimonium ingredients were divided into five chemical groups: 1) straight and branched chain alkyl trimonium (and their salts); 2) amide trimoniums (and their salts); 3) alkanol trimoniums (and related ethers/esters/acids); 4) glycol trimoniums (and related ethers /esters); and 4) polymers containing trimoniums. At the April meeting, the Panel members considered the groupings. The Panel asked CIR to review safety data on the ingredients and prepare a draft report. The Draft Amended Report includes all available data on these ingredients.

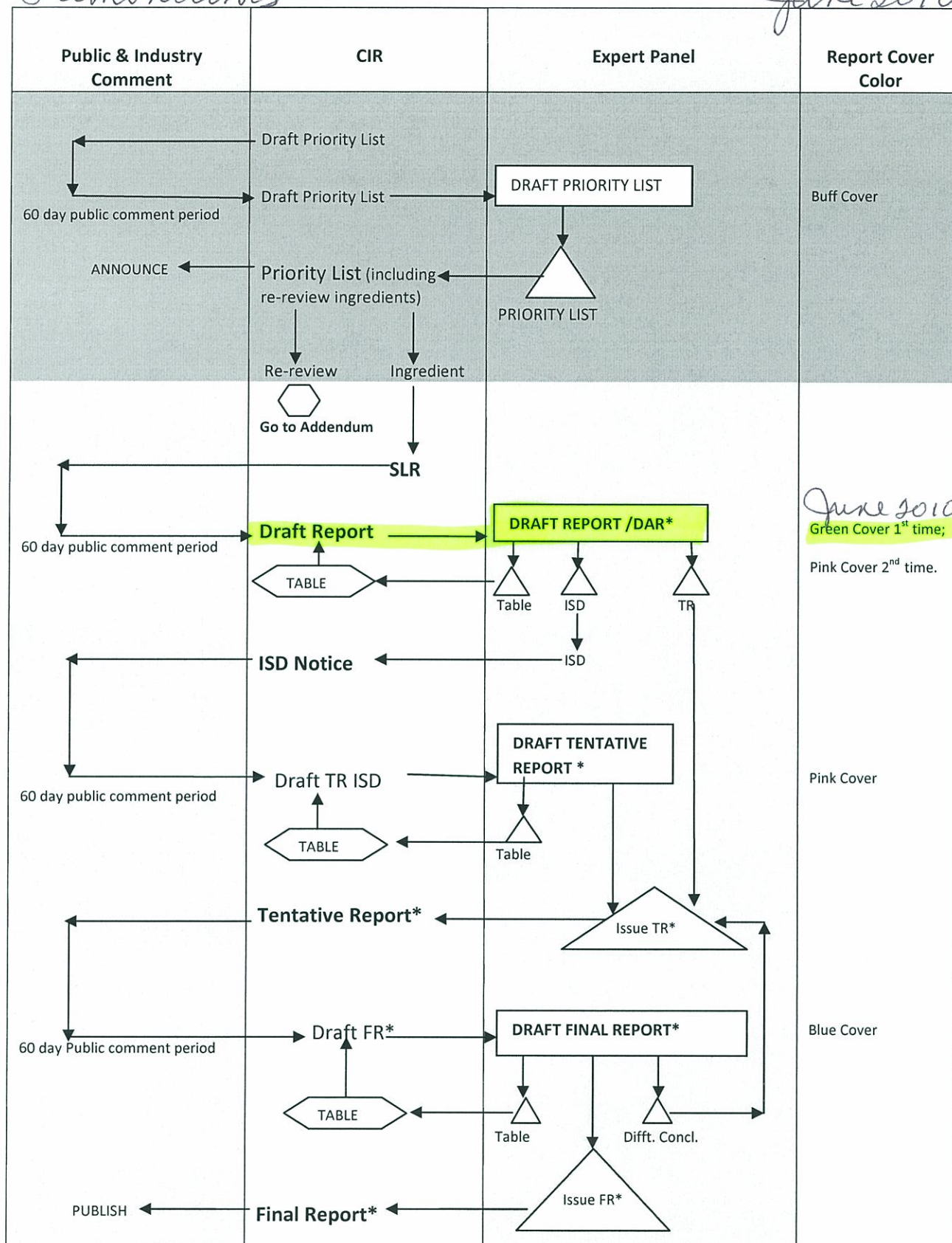
The history of the progress of this safety assessment, the search strategy, and transcripts from the last meeting are attached.

The Panel discussion will form the basis for the new discussion section in the report that will explain how and why the data in the original safety assessment is relevant to the expanded ingredient scope and address any particular issues with individual ingredients. We recognize that this is a significant expansion and the Panel should use this opportunity to confirm that is tis appropriate.

# SAFETY ASSESSMENT FLOW CHART

*Trimoniums*

*June 2010*



\*



For ingredient groups originating as Re-Reviews, add word "Amended" before Report; (DAR: Draft Amended Report).

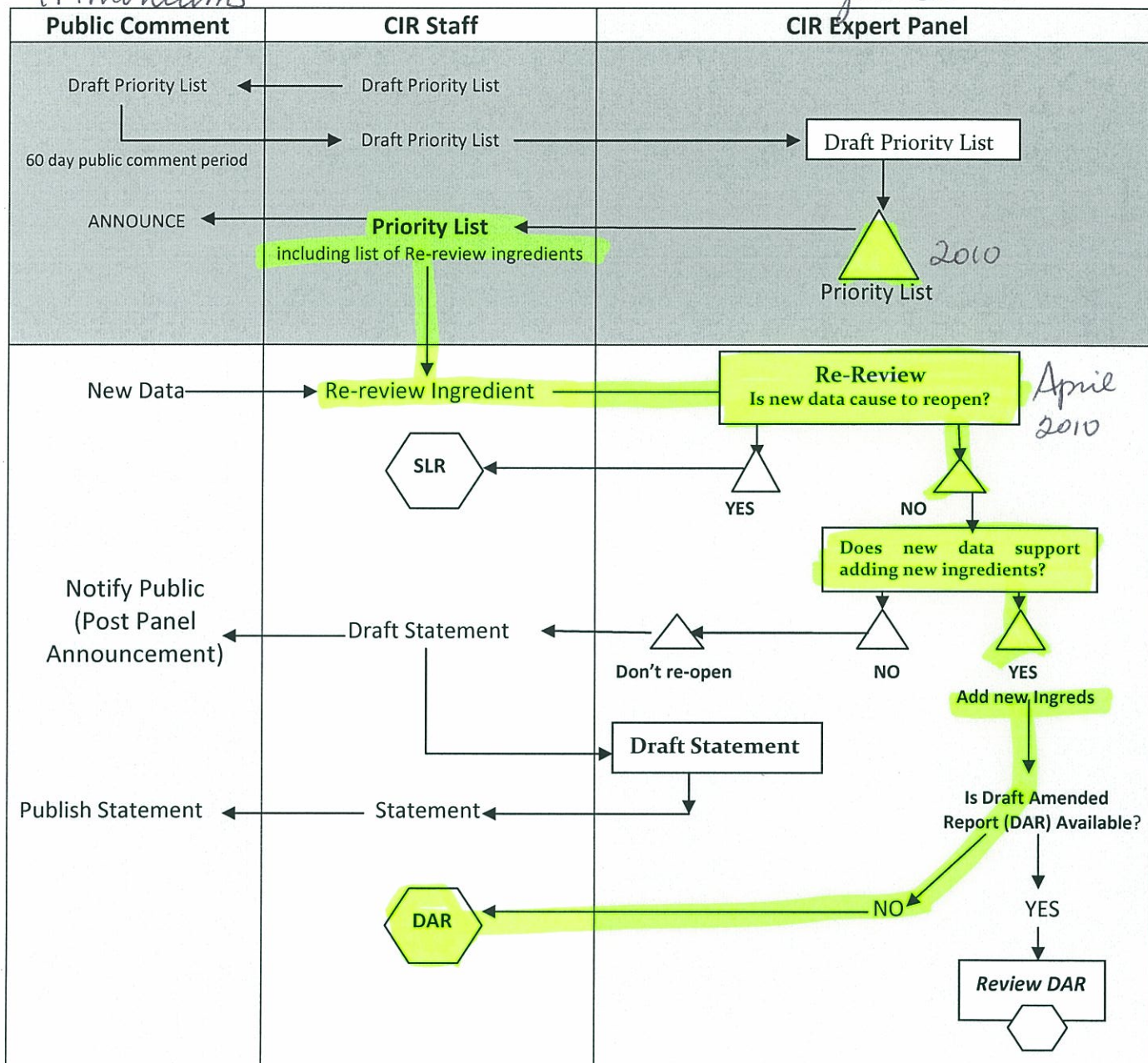
Expert Panel Decision

Document for Panel Review

# SAFETY ASSESSMENT FLOW CHART: RE-REVIEW ADDENDUM

*Trimoniums*

*June 2010*



CIR Expert Panel Decision Points



Document for Panel Review



Go To Safety Assessment Flow Chart

## **History of Trimoniums**

**1997** - A safety assessment of cetrimonium chloride, cetrimonium bromide and steartrimonium chloride was published in 1997.<sup>1</sup> These cosmetic ingredients were found to be “...safe for use in rinse-off products and ...safe for use at concentrations of up to 0.25% in leave-on products.”

**2009** – Behentrimonium chloride put on CIR priority list. Above ingredient due for a re-review soon so the re-review and the new ingredient were combined.

**April 2010** – Panel confirmed conclusion from original safety assessment. Panel reopened to add behentrimonium chloride and several other groups of ingredients:. However, there was disagreement as to which of the groups (straight and branched alkyl chained trimoniums, amide trimoniums, alkanol trimoniums, glycol trimoniums, and polymers containing trimoniums) should be added. So the final decision for the add-ons was tabled until the draft tentative amended report could be written. The Panel rejected the saccharinate and trichlorophenoxide salts.

## Search Strategy for TRIMONIUMS

### **PUBMED**

**Trimonium, \*trimonium\*, \*trimonium, trimonium\***

Only 2 results

**Ceteartrimonium**

No results

**Cetrimonium (1995 - )**

**855 results**

### **TOXNET**

**112-02-7 [cetrimonium chloride]**

70 results, 17 possibly useful

**17301-53-0 [behentrimonium chloride]**

No results

**Ceteartrimonium Chloride [no CAS No.]**

No results

**57-09-0 [cetrimonium bromide]**

280 results, 43 possibly useful

### **DOGPILER.COM**

**Entered each of the available CAS Nos. and searched the first 2 pages of results.**

No articles. A few MSDSs. One very good fact sheet with references to check out.

Results were culled by the toxicologist for relevance.

## Search Strategy after Reopening and Additions

### **PUBMED**

Entering CAS Nos and names of add-ons – ordered a total of 487, almost all for carnitine and choline.

### **EPA HPV Website**

Checked CAS Nos. against list.



1 PROCEEDINGS

2 (9:10 a.m.)

3 DR. BELSITO: Okay. So we'll start the

4 team meetings. And the first one is the

5 trimoniums. And this was all driven by the fact

6 that behentrimonium chloride was supposed to be

7 reviewed this year and then, of course, according

8 to our new procedures we looked at how we could

9 group this with any other chemicals that were in

10 the dictionary. And it turned out that among the

11 many chemicals that we could possibly group them

12 with were three that we previously reviewed in

13 1997. That was cetrimonium chloride, cetrimonium

14 bromide, and steartrimonium chloride. So they

15 decided to take those back into the fold since

16 they would be due for re-review in a couple of

17 years and then make this full list.

18 So I guess before we start looking at

19 all of the data -- because I think the biggest

20 issue is going to be the irritation of these

21 chemicals and we can probably end up saying safe

22 as used when formulated not to be irritating. The

Anderson Court Reporting -- 703-519-7180 -- www.andersonreporting.net

1 question is what is safe as used? Where are the

2 groups? And where are we going to make these cut

3 offs? So I don't have a clue. And I'll turn it

4 over to Dan and Bart maybe to comment on the

5 groupings.

6 DR. LIEBLER: Okay. Well, I actually

7 felt that most of the compounds in this group are

8 reasonable to include and group together except

9 for the polymers, which are really chemically

10 distinct. They actually have different uses and

11 very different properties. So there are some

12 chemical similarities, but not enough that they

13 really belong with the rest of the trimoniums.

14 That's it in a nutshell for me.

15 DR. BELSITO: So that would be -- going

16 through the tables, I guess, of the potential

17 add-ons, if we go back to Table 1 where the

18 straight chain alkyl trimonium compounds and their

19 salts. So you thought that all of those were okay

20 for addition?

21 DR. LIEBLER: Right.

22 DR. BELSITO: Okay.

Anderson Court Reporting -- 703-519-7180 -- www.andersonreporting.net

1 DR. LIEBLER: Table 5.

2 DR. BELSITO: I'm going through all the

3 potential add-ons starting -- so there were none

4 within that that gave you cause at all. And then

5 Table 2 was the amide trimonium compounds and

6 their salts. And you were pretty much okay with

7 all of those.

8 Mark, do you have any comments so far?

9 DR. HELDRETH: No. I completely agree.

10 It's just a matter of different chain length,

11 different molecular size, but all the same types

12 of functional groups.

13 DR. BELSITO: Okay. And then Table 3,

14 the alkanol trimoniums. Again, the carnitine and

15 the palmitoyl esters, all those you were okay

16 with?

17 DR. HELDRETH: Right. Yeah.

18 DR. EISENMANN: One comment on that

19 table. Choline chloride is not permitted for use

20 in Europe. I don't know if you knew that or not.

21 DR. BELSITO: On Table 3.

22 SPEAKER: Yeah, very first one. Top of

Anderson Court Reporting -- 703-519-7180 -- www.andersonreporting.net

1 page 36.

2 DR. EISENMANN: I think they're

3 reconsidering that at this point, but it's not an

4 (inaudible).

5 SPEAKER: Do you know why?

6 DR. BELSITO: It's more of a chemical

7 prototype for this group anyway. I don't remember

8 on the use on this.

9 DR. BRESLAWEC: It's also a dietary

10 supplement.

11 DR. BELSITO: Yeah.

12 DR. LIEBLER: It's supposed to make you

13 smarter.

14 DR. BELSITO: Choline chloride is not

15 permitted in Europe.

16 DR. EISENMANN: In Europe at this point.

17 They're reconsidering it as far as I know because

18 (inaudible) at this point. It got put on

19 originally so there's no reason as to why. I

20 think there is dermal penetration data on it.

21 It's not well absorbed, so, I mean, there was some

22 data (inaudible).

Anderson Court Reporting -- 703-519-7180 -- www.andersonreporting.net

1 DR. BELSITO: But Halyna just said it's  
2 a dietary supplement.

3 DR. BRESLAWEK: It is. I think that's  
4 an area that we'll have to explore further before  
5 being comfortable -- where you would be  
6 comfortable (inaudible) on this particular  
7 ingredient, yes.

8 DR. BELSITO: Okay. And then Table 4 is  
9 the glycol trimonium compounds and related ethers  
10 and esters. And again you're okay with that?

11 DR. LIEBLER: Right.

12 DR. BELSITO: Okay. And then Table 5,  
13 the polymers were a definite no. Okay. So then  
14 having that as sort of a general background I  
15 guess we come back to the question Wilma addressed  
16 because some of these are ethers and esters. The  
17 original goals was just to do esters and salts,  
18 but you're okay with the addition of ethers?

19 DR. LIEBLER: Yeah.

20 DR. BELSITO: And for the non-chemists  
21 among us, those are going to be broken down.

22 DR. BRESLAWEK: You may want to explain

Anderson Court Reporting -- 703-519-7180 -- www.andersonreporting.net

1 how we grouped them and what the rationale was  
2 behind not including it.

3 DR. HELDRETH: In contrast to the  
4 esters, which we know are often (inaudible)  
5 esterases break down to the alcohol and the acid,  
6 ethers are a lot more durable. They're harder to  
7 break down. They're very similar in their  
8 stability to simple alkanes. And so it's less  
9 likely to metabolize into something else.

10 DR. BELSITO: So it's likely just to  
11 stay put as it was put into the skin and either  
12 get absorbed or not get absorbed. If it gets  
13 absorbed then it gets metabolized internally in  
14 the body? No?

15 DR. HELDRETH: To an extent, but it's  
16 more durable.

17 DR. BELSITO: Still more durable.

18 DR. HELDRETH: Unlike an esterase which  
19 is going to cleave these esters really quickly.  
20 The ethers -- there's not really etherases.

21 DR. LIEBLER: I mean, ethers are cleaved  
22 -- oxidated, I believe, by cytochrome P450s.

Anderson Court Reporting -- 703-519-7180 -- www.andersonreporting.net

1 DR. BELSITO: Okay.

2 DR. LIEBLER: There is some of that  
3 activity in the skin, but you have to penetrate  
4 the stratum corneum to get to that activity. The  
5 esters are much more cleavable by a broader range  
6 of esterases in the epidermis.

7 DR. BELSITO: Mm-hmm. Okay. So at  
8 least conceptually so far what I'm hearing is the  
9 groups in Table 1 to Table 4 are conceptually  
10 okay; Table 5 not.

11 DR. LIEBLER: Right. I mean, I think  
12 the dominant feature of all those groups in Tables  
13 1 through 4 is the quaternary ammonium nucleus.  
14 And the side chains simply, you know, whether they  
15 have amides or ether link because they are  
16 straight chain alkanes are simply more or less  
17 polar substituents of that basic structure.

18 DR. BELSITO: Okay. Then I think the  
19 next question is within those groups are there  
20 certain chemicals that we're concerned about? So,  
21 for instance, in Table 1, which I thought was  
22 somewhat of a no-brainer, we have laurtrimonium

Anderson Court Reporting -- 703-519-7180 -- www.andersonreporting.net

1 trichlorophenoxide. I know nothing about  
2 trichlorophenoxide. And I don't know that we've  
3 ever reviewed anything that comes to  
4 trichlorophenoxide. And that trichlorophenoxide  
5 molecule looks pretty active to me.

6 DR. LIEBLER: Yeah. I was surprised to  
7 see that as the salt that's listed uses cosmetic  
8 biocide. And I'm not sure what -- whether the  
9 trichlorophenoxide part is -- anion is supposed to  
10 have any bio activity at all. I did notice -- I  
11 think there were a couple of compounds that had  
12 that. Or maybe that's just the one. But that  
13 certainly bears more scrutiny whereas the other  
14 chlorides and bromides and sulphants are not much  
15 of an issue.

16 DR. BELSITO: Because I had a lot of  
17 questions within some groupings of chemicals.  
18 Maybe we can go down the ones I had questions on  
19 since I'm probably the most naive person here in  
20 this regard and then -- so the first I thought  
21 that we might want to bounce out is the  
22 trichlorophenoxide in that group. I don't know.

Anderson Court Reporting -- 703-519-7180 -- www.andersonreporting.net



1 Do people (inaudible) to be kept in or?

2 DR. SNYDER: I'm just totally -- I mean,

3 I'm out of my league, too, as far as getting a

4 little bit --

5 DR. LIEBLER: I recognize the species

6 as, you know, a halogenated phenol basically. And

7 I was surprised to see it there, but I don't

8 really have any reason to suspect that it would

9 have any adverse effect. But I honestly don't --

10 I'm not familiar with this stuff. I wouldn't

11 necessarily think it's terribly reactive. It

12 probably wouldn't be in a product like this or an

13 ingredient like this if it were, but I don't think

14 it's going to be chemically unstable for that

15 matter. But it would probably require us to have

16 much more scrutiny of that piece than any of the

17 other more simple salts -- simple anions.

18 DR. BRESLAWEC: I think we may want to

19 see how often it's used, if at all.

20 DR. BELSITO: And then the cetrimonium

21 methosulfate. We're okay -- I mean, have we --

22 DR. LIEBLER: I don't have any reason to

Anderson Court Reporting -- 703-519-7180 -- www.andersonreporting.net

1 be concerned about methosulfate.

2 DR. BELSITO: Okay.

3 DR. LIEBLER: It's pretty similar. It's

4 pretty simple.

5 DR. BELSITO: And the -- have we -- we

6 have not done -- I mean, I know this is getting

7 silly, but just to look at -- the other team has

8 sometimes reacted and specifically thinking about

9 rice, we haven't done saccharinic acid, have we?

10 So I just question that.

11 DR. LIEBLER: Right. Same. I feel the

12 same way about the saccharin and the tosylate as I

13 do about the trichlorophenoxide.

14 DR. BELSITO: So --

15 DR. LIEBLER: So does the cetrimonium

16 tosylate right below the saccharinate.

17 DR. BELSITO: That was with my next one.

18 DR. LIEBLER: Yeah. Those are basically

19 just unknowns in my view.

20 DR. BRESLAWEC: Okay. So what you're

21 suggesting is to throw out the saccharinates and

22 tosylates?

Anderson Court Reporting -- 703-519-7180 -- www.andersonreporting.net

1 DR. BELSITO: Yeah. And the

2 trichlorophenoxides.

3 DR. BAILEY: Is the saccharinate related

4 to saccharin itself? Is it saccharin?

5 DR. EISENMANN: I think so, yes.

6 DR. BAILEY: Okay. So it's already a

7 food additive. It's an artificial sweetener.

8 DR. EISENMANN: I don't know that it's

9 used (inaudible).

10 DR. BELSITO: Yeah, but if you remember

11 the rice data --

12 DR. BAILEY: I do remember it.

13 DR. BELSITO: There were conversations

14 where what you put on the skin and what gets

15 ingested could be very different. Just pointing

16 things out. Just trying to be proactive here.

17 SPEAKER: So that would apply to all the

18 saccharinates?

19 DR. BAILEY: I think so. I mean, we

20 have to hear what the other group says about it.

21 DR. BRESLAWEC: As you may have noted,

22 in this particular group we tried to be as

Anderson Court Reporting -- 703-519-7180 -- www.andersonreporting.net

1 exhaustive as possible to group them logically to

2 allow the panel to kind of -- to express its

3 reasoning for including or excluding certain types

4 of additives which would give us guidance. So

5 this is (inaudible).

6 DR. BELSITO: Okay. So the methyl

7 sulfates we're going to be okay with. Ethers

8 we're okay with.

9 SPEAKER: Right.

10 DR. BELSITO: Okay. Okay.

11 DR. BRESLAWEC: There are no uses for

12 laurtrimonium trichlorophenoxide, cetrimonium

13 saccharinate, cetrimonium tosylate, and

14 steartrimonium saccharinate.

15 DR. BELSITO: Okay. Well, let's get rid

16 of them. Okay.

17 DR. LIEBLER: I think if you scroll down

18 to Table 3 you have carnitine PCA. There's

19 another interesting anion that I don't have any

20 reason to be particularly concerned about, but

21 it's just unusual. And I ask the same question

22 about uses on that one.

Anderson Court Reporting -- 703-519-7180 -- www.andersonreporting.net

1 DR. EISENMANN: I think there was a  
 2 review for PCA.  
 3 DR. BRESLAWEC: No uses or  
 4 concentrations (inaudible).  
 5 DR. BAILEY: Has PCA as an ingredient  
 6 been reviewed? I don't have Internet connectivity  
 7 here so I can't look it up.  
 8 DR. EISENMANN: I think so.  
 9 MS. FIUME: I think you're right. PCA  
 10 and sodium PCA.  
 11 DR. EISENMANN: I think so.  
 12 DR. BAILEY: I think they've been  
 13 reviewed.  
 14 DR. LIEBLER: So we might be all right  
 15 with that.  
 16 DR. BELSITO: All right. So in Table 3  
 17 then the biggest question mark that we have is why  
 18 choline chloride is not approved for use in  
 19 Europe, but it is a food additive.  
 20 DR. EISENMANN: I mean, the opinions  
 21 that are available, and they're still looking at  
 22 irritation data, but there's data that need to be

Anderson Court Reporting -- 703-519-7180 -- www.andersonreporting.net

1 included in the report I think.  
 2 DR. BELSITO: I mean, if it's irritation  
 3 data, again, I think the way we're going to handle  
 4 this is as we've done with all other irritants is  
 5 to say safe and formulated, not to be irritating  
 6 since we know that that depends upon what else you  
 7 throw in there with the pHs, yadda, yadda, yadda.  
 8 We really can't come up with those parameters in  
 9 the conclusion. Okay.  
 10 DR. HELDRETH: If I may interject. If  
 11 the choline chloride seems to be something that we  
 12 later decide to remove, that may affect the esters  
 13 because the choline chloride would be a metabolite  
 14 of all these ingredients. So if it goes down, you  
 15 may consider how it affects the esters that are in  
 16 that same group in that same table.  
 17 For example, choline chloride would be  
 18 an esterase metabolite of lauroyl ethyltrimonium  
 19 methosulphate, or at least the chloride version.  
 20 DR. BELSITO: Right. I see what you're  
 21 saying.  
 22 DR. BAILEY: Carol, do we know where

Anderson Court Reporting -- 703-519-7180 -- www.andersonreporting.net

1 Europe is in their assessment?  
 2 DR. EISENMANN: I think they're waiting  
 3 for more data and it's just irritation data. I  
 4 don't think they know why they've put it on the  
 5 list. The most recent opinion -- the industry has  
 6 requested use of it to 5 percent and they don't  
 7 have irritation data that high, so they're waiting  
 8 for more irritation data. But there is dermal  
 9 penetration data in the opinion, which would be  
 10 nice to have.  
 11 DR. BELSITO: Yeah, to have in here.  
 12 DR. BRESLAWEC: It's pretty obvious we  
 13 need to supplement with additional information, if  
 14 available.  
 15 DR. BELSITO: And it's pretty obvious  
 16 that the -- so the deal is it's not banned in  
 17 Europe; it's just not approved for use.  
 18 DR. EISENMANN: No. It's on Annex 2.  
 19 Right now it's not permitted for use in Europe,  
 20 but we don't -- it was originally on the list, so  
 21 we don't know why it was on the list.  
 22 DR. BAILEY: It's one of the old ones,

Anderson Court Reporting -- 703-519-7180 -- www.andersonreporting.net

1 right?  
 2 DR. EISENMANN: Right.  
 3 DR. KATZ: Wasn't it that they didn't  
 4 get the data that they asked for?  
 5 DR. EISENMANN: I don't know originally  
 6 how they put things on the list.  
 7 DR. KATZ: Because that was basically  
 8 you were on the list if -- when they call for data  
 9 came through and you didn't provide the data  
 10 within a period of time you ended up on the list.  
 11 DR. EISENMANN: So (inaudible) and now  
 12 they're --  
 13 DR. BAILEY: Well, I mean, there are a  
 14 lot of things on that early EU list that there's  
 15 no documentation whatsoever. So I think you're  
 16 probably right.  
 17 DR. KLAASSEN: Yeah. If they didn't get  
 18 the data they put them there.  
 19 DR. BAILEY: So the data is now being  
 20 provided it sounds like. So I think this argues  
 21 to keep this in the group and then see what  
 22 information we can get.

Anderson Court Reporting -- 703-519-7180 -- www.andersonreporting.net

1 DR. BELSITO: Okay.

2 DR. LIEBLER: Yeah. I was looking to

3 see uses on that and I can't find it. I'm looking

4 up through Table 11 and I'm not, you know, I'm

5 overlooking it.

6 DR. EISENMANN: I haven't done the

7 concentration piece.

8 DR. LIEBLER: So we don't have that.

9 Okay.

10 DR. BRESLAWEC: We have no uses or

11 concentrations reported based on what we have for

12 choline chloride.

13 SPEAKER: (inaudible)

14 DR. LIEBLER: That's right. I guess so.

15 DR. BELSITO: Okay.

16 DR. EISENMANN: I wanted to see if

17 (inaudible) put it in the report.

18 DR. BELSITO: Okay. Well, let's keep it

19 in at this point. And if, I mean, we should

20 obviously in the next duration capture all the

21 European data that they have. And if it comes

22 down to the fact that we decide that all the data

Anderson Court Reporting -- 703-519-7180 -- www.andersonreporting.net

1 that there is on it are safe and it's irritation

2 that's missing, again, I think it's going to be

3 the issue with every single one of these chemicals

4 that we're looking at. And, okay. So.

5 And the glycol trimonium group. I guess

6 there were none that we haven't in some way looked

7 at. So basically we're going to throw out the

8 saccharinates. We're going to throw out the --

9 there were just two, right?

10 DR. BAILEY: Trichlorophenoxide.

11 DR. BELSITO: Right, the

12 trichlorophenoxide. But there were only two

13 saccharinates, right?

14 DR. LIEBLER: Correct.

15 DR. BELSITO: Two of those and then

16 we're going to throw out the tosylate. And there

17 was just one of those.

18 DR. KLAASSEN: So why are we throwing

19 out the saccharinate?

20 DR. BELSITO: Because we have no data on

21 it.

22 MS. BECKER: If I get data do you want

Anderson Court Reporting -- 703-519-7180 -- www.andersonreporting.net

1 it back in?

2 DR. BELSITO: Sure. But that's going to

3 be a huge report, saccharin.

4 MS. BECKER: Yeah.

5 DR. BAILEY: Would that be excluded

6 under CIR review rules, ma'am?

7 DR. BRESLAWEC: I think we have the

8 option of excluding it under CIR Review. My guess

9 is there's not a lot of dermal data on saccharin.

10 DR. EISENMANN: Since there's no uses

11 reported?

12 DR. BRESLAWEC: But there are no uses

13 reported so we might as well not keep it.

14 DR. BELSITO: Yeah. I would just toss

15 it. It'll get us into a whole can of worms

16 potentially.

17 DR. BAILEY: Good idea.

18 SPEAKER: Okay, so.

19 DR. LIEBLER: And I just have one other

20 question. Is there a history for CIR on

21 ricinoleic acid?

22 DR. BELSITO: Yes.

Anderson Court Reporting -- 703-519-7180 -- www.andersonreporting.net

1 DR. LIEBLER: And its derivatives?

2 Okay, good.

3 MS. BECKER: So trichlorophenoxide,

4 saccharinate, and tosylate are out.

5 DR. BELSITO: And Table 5 is out.

6 MS. BECKER: And Table 5 is out. We're

7 okay.

8 DR. BELSITO: Okay.

9 DR. SNYDER: On page 9 on the use, under

10 the use paragraph, we really need to separate out,

11 I think, leave-ons and rinse-offs because the old

12 report had a limitation for leave-ons and we don't

13 indicate that very clearly here. So I think we

14 need to make sure that we make a distinction

15 between the leave-ons and the rinse-off uses. We

16 just say the survey of the current concentrations

17 of use, I don't think we need that.

18 MS. BECKER: Okay.

19 DR. SNYDER: And that's only being

20 driven because there was a limitation placed in a

21 previous report which will probably follow through

22 to this report.

Anderson Court Reporting -- 703-519-7180 -- www.andersonreporting.net

1 MS. BECKER: Yes. Okey-dokey.

2 DR. BAILEY: Carol, you had also

3 mentioned something about the guar hydroxypropyl

4 trimonium chloride as one we want to add.

5 DR. BRESLAWEC: We had deliberately

6 excluded the guar, that particular ingredient,

7 Bart.

8 DR. HELDRETH: Yeah, the guar is

9 essentially a gum. We're talking about a huge

10 thing that would probably be thrown out just like

11 the polymers are.

12 DR. EISENMANN: It's a high use

13 ingredient so you would expect to see it in

14 another report. Guar hydroxypropyltrimonium

15 chloride.

16 DR. BELSITO: But there are a whole

17 bunch of guar- based ingredients in cosmetics,

18 right? I mean, it might be best to create a guar

19 family. Have we looked at guar?

20 DR. EISENMANN: No. And there's a

21 number of gums we haven't looked at.

22 DR. BELSITO: Right. And that alone is

Anderson Court Reporting -- 703-519-7180 -- www.andersonreporting.net

1 a cosmetic ingredient.

2 DR. EISENMANN: There are a number of

3 gums or polysaccharide trimonium chloride

4 ingredients so I don't know at what point, but

5 just a high use ingredient. I thought well maybe

6 we should at least let you know that it's going to

7 come up at some point.

8 DR. BELSITO: Yeah. But if we look at

9 this and at some point we look at guar, then, you

10 know, I think then those can all be added.

11 DR. EISENMANN: Okay.

12 DR. BELSITO: On page 15 under

13 cetrimonium chloride -- two, four, six -- the

14 ninth line down from the top it says, "There was

15 intermittent and slight edema during week 4 in two

16 rabbits." I'm assuming that's the number 4 or

17 there was something missing. Seventeen. Right

18 here.

19 MS. BECKER: I've got it. I left out

20 which week?

21 DR. BELSITO: No, is it week 4 or the

22 number 4 instead of F-O-R? Just check that. I

Anderson Court Reporting -- 703-519-7180 -- www.andersonreporting.net

1 assumed it was week 4, but I didn't know if there

2 was something missing from that sentence.

3 Under ocular irritation. And it says

4 that in several in vivo studies, cetrimonium

5 chloride is found to be irritating and caused, at

6 least the studies in Table 15 it was reversible,

7 not irreversible.

8 MS. BECKER: Okay. I'll double-check

9 that.

10 DR. BELSITO: Yeah, and just -- it says

11 Table 15, as low as .01 and irreversible. Yeah,

12 because then it says in the eyes as rabbits as low

13 as .01 and irreversible damage at 25 percent. In

14 Table 15 I don't see any data at those

15 concentrations. I just see three studies. So I'm

16 just --

17 MS. BECKER: Got that.

18 DR. BELSITO: Okay. And then I guess

19 this is just a general comment in reading these

20 documents in cases like this where what's supplied

21 is only 25 percent active. Or in cocamidopropyl

22 betaine what's supplied is only 30 percent active.

Anderson Court Reporting -- 703-519-7180 -- www.andersonreporting.net

1 I think particularly in terms of the sensitization

2 irritation studies it would always be really nice

3 for me if it would be put at the percentage of the

4 actual compound we're looking at.

5 DR. BRESLAWEC: Of the active

6 ingredient.

7 DR. BELSITO: Right. Of the active

8 ingredient. Because then I have to keep doing the

9 calculations of what was actually put on. And

10 when we get to the CAPB document, I think

11 sometimes there are questions as to, at least in

12 my mind, what they were testing with. Was it

13 X-percent active or was it X-percent of the 30

14 percent? And it's very hard to follow. So if we

15 could just sort of make a general rule that it's

16 translated to the percentage of active that was

17 tested.

18 DR. SNYDER: I had the same problem on

19 the CAPB.

20 DR. BELSITO: Yeah.

21 DR. SNYDER: It was very difficult to

22 figure out exactly what that data meant.

Anderson Court Reporting -- 703-519-7180 -- www.andersonreporting.net

1 DR. BELSITO: And so on page 17, I guess  
 2 -- one, two, three, four -- from the fourth line  
 3 from the bottom it says the low dose had Grade 1  
 4 erythema at 1-24-48. No edema was observed. The  
 5 authors concluded that steartrimonium chloride was  
 6 irritating to the skin at 20 percent," while, in  
 7 fact, it was 4.08 percent because, I mean, that  
 8 sentence gives the impression that the active at  
 9 20 percent was irritating, which it would be  
 10 because the active at 4 percent was actually  
 11 irritating. It was a dilution. And nonirritating  
 12 at 4.08 percent.

13 DR. SNYDER: That makes sense.

14 DR. BELSITO: Yeah. So I think -- I  
 15 know that they concluded that, but, you know,  
 16 again they were doing 2 and 20 percent of a  
 17 partial mixture. And it keeps happening on page  
 18 18. You'll see all the comments in my book.

19 SPEAKER: Okay.

20 DR. BELSITO: Those are the only  
 21 comments I had on this report.

22 DR. LIEBER: I had a few. One comment

Anderson Court Reporting -- 703-519-7180 -- www.andersonreporting.net

1 just on terminology in the first few pages of the  
 2 report we refer to fatty acid chains. It's  
 3 actually alkyl chains because there aren't fatty  
 4 acids in these. Right? So there are a number of  
 5 instances of that.

6 Also, on -- let's see. This would be  
 7 page -- page where there's essentially a summary  
 8 of a lot of short little bullet sentences or short  
 9 paragraphs on the -- describing the composition  
 10 and content or the chemical properties. It's --  
 11 that text is -- really, it's all stuff that's in  
 12 the tables anyway. And what I think would be more  
 13 useful to the reader would be sort of a more broad  
 14 summary of the properties of the family of  
 15 compounds that would help to orient the reader as  
 16 to what they're dealing with.

17 For example, something like all of these  
 18 compounds are waxy solids that are partially  
 19 soluble in water and polar organic solvents. The  
 20 most common contaminants are such and such and so  
 21 and so. And in referring the readers to the  
 22 tables for specific -- because otherwise it's just

Anderson Court Reporting -- 703-519-7180 -- www.andersonreporting.net

1 really hard to follow.

2 And I have a similar comment later on in  
 3 the report. Let's see. It would be page -- page  
 4 10. Again, on the reported uses it's just tough  
 5 slogging. It might be possible to take sort of a  
 6 higher level organizational view of the reported  
 7 uses. This family is mainly used for such and  
 8 such. This group is mainly used for so and so, as  
 9 opposed to having a lot of individual sentences  
 10 just about the individual compounds and what  
 11 percents and numbers of products.

12 DR. BRESLAWEC: This may be a good point  
 13 -- good time to mention that we're completely  
 14 revamping how we're going to be presenting  
 15 frequency use and concentration of use. We're  
 16 going to have one review focusing on that and I  
 17 think by June we will see a much smaller, more  
 18 concise description of categories of use and then  
 19 a splitting out of leave-on, rinse-off. And also  
 20 address whether any special populations are  
 21 affected. So there will be a lot less  
 22 information, but it will have been analyzed and

Anderson Court Reporting -- 703-519-7180 -- www.andersonreporting.net

1 presented in a way that I think it's easier to  
 2 deal with.

3 DR. KLAASSEN: Great.

4 DR. SNYDER: So when we go to -- as we  
 5 go to the current use and concentration tables --  
 6 so just go to page 53 and Table 11 -- so the table  
 7 heading (inaudible) has a whole list of glycol  
 8 trimonium ingredients. And so when we -- when I  
 9 see that there's only one reported use in body as  
 10 hand creams, lotions, powders, and sprays, which  
 11 are a huge category, something under 44,.05  
 12 percent, does that mean that all of them are used  
 13 in that? Or is that -- or just one of them used  
 14 --

15 DR. BELSITO: That's a report from one  
 16 company, right?

17 DR. BRESLAWEC: Yeah. That's a report  
 18 from one company. Concentration use in that  
 19 category of .05 percent.

20 DR. EISENMANN: Not necessarily.

21 DR. SNYDER: But what does that  
 22 represent? See, for me I don't -- I'm really

Anderson Court Reporting -- 703-519-7180 -- www.andersonreporting.net

1 struggling. But what does that represent because  
 2 --  
 3 DR. EISENMANN: That represents the  
 4 maximum concentration of use that was reported for  
 5 that ingredient.  
 6 DR. SNYDER: Those ingredients. Because  
 7 --  
 8 DR. EISENMANN: No, for that one.  
 9 DR. BELSITO: No,  
 10 dihydroxypropyltrimonium chloride.  
 11 DR. BRESLAWEC: Even though FDA did not  
 12 report --  
 13 DR. BELSITO: No, just the tridihydro.  
 14 DR. SNYDER: Oh, okay.  
 15 DR. BELSITO: Lauroyl we have one FDA  
 16 report with no concentration of use.  
 17 DR. SNYDER: So for me it seems like  
 18 we've kind of gone 180 degrees in the other  
 19 direction where we used to have a few ingredients  
 20 that had no reported uses and then we captured  
 21 that by saying in the present practices of use.  
 22 But I think we're getting such a large group now

Anderson Court Reporting -- 703-519-7180 -- www.andersonreporting.net

1 of ingredients with absolutely no reported uses or  
 2 we don't know the concentrate. We have data gaps  
 3 with a large grouping. And I'm becoming  
 4 uncomfortable.  
 5 DR. BELSITO: But have you done an  
 6 exhaustive company check at this point, Carol, on  
 7 this family, or?  
 8 DR. EISENMANN: I know I haven't done  
 9 the carotene and the choline chloride and that  
 10 group. There might be some gaps here and there in  
 11 some of the other ones because the original list  
 12 was different from this list. So I thought I'd  
 13 wait until you actually decided what ingredients  
 14 you're going to include in the reports.  
 15 DR. SNYDER: So for me the biocide issue  
 16 is easily resolved because that's usually a very,  
 17 very low percentage that's added, so you have some  
 18 competence in that if it's used in the biocide  
 19 it's probably not as significant -- represents not  
 20 a significant exposure.  
 21 DR. EISENMANN: Right.  
 22 DR. SNYDER: But then there's these

Anderson Court Reporting -- 703-519-7180 -- www.andersonreporting.net

1 other things that creep up where it's up to 10  
 2 percent. And then -- so then I'm saying are we  
 3 inferring by our conclusion that we're saying that  
 4 somebody could use that up to 10 percent?  
 5 DR. EISENMANN: I don't know that you  
 6 ever have a percent in there. Again,  
 7 unfortunately, I have to try to be careful about  
 8 asking about the active because they might be  
 9 telling me they're putting in as they get it from  
 10 the supplier.  
 11 DR. SNYDER: Tell in Table 10 we do have  
 12 10 percent.  
 13 DR. EISENMANN: Which table?  
 14 DR. SNYDER: On Table 8. I'm sorry.  
 15 Table 8 there's a category 1226 goes up to 10  
 16 percent. And then there's 7 percent and -- so  
 17 then that starts -- that's not just .17 percent  
 18 or .017 percent. So I'm just --  
 19 DR. BELSITO: But again, I think Carol  
 20 made a good point. She needs to be very specific  
 21 with the companies when she's asking is the  
 22 percent they're giving active or is the percent

Anderson Court Reporting -- 703-519-7180 -- www.andersonreporting.net

1 they're giving what they dilute and what they  
 2 receive from the manufacturer, which is, you know,  
 3 20 percent or whatever. So I think we need to  
 4 start, you know, whenever we see an ingredient  
 5 that's not supplied at 100 percent, that just has  
 6 to send up a red flag that everyone dealing with  
 7 it has to be dealing with active and not just what  
 8 are you doing with this.  
 9 DR. EISENMANN: Right.  
 10 DR. LIEBLER: I would also like to say  
 11 on Figure 1, the representation of the structures,  
 12 I would say I like the general idea of what you're  
 13 trying to do, but you've managed to come close to  
 14 representing these molecules in their actual size.  
 15 Which is, you know, sort of atomic force  
 16 microscopy would allow you to see these.  
 17 I think -- I would suggest that you use  
 18 perhaps one or two of the examples of the family  
 19 of increasing chain length as an example figure  
 20 and then incorporate the rest of the information  
 21 in a table where you can summarize the structures  
 22 more efficiently because this just -- it's a nice

Anderson Court Reporting -- 703-519-7180 -- www.andersonreporting.net

1 idea, but it's unreadable. Maybe take another run  
2 at this idea of how to illustrate the structure of  
3 relationships. It's a good basic idea, but it  
4 just didn't work here because of the very small  
5 size of the structures you had to represent. It's  
6 just unreadable.

7 SPEAKER: True.

8 DR. HELDRETH: So maybe something like a  
9 spreadsheet where it would positionally lay down  
10 different structure points?

11 DR. LIEBLER: Yeah, you could do that.  
12 I mean, you know, Figure 1A is a nice -- or 1C,  
13 excuse me, is a nice map that shows the choline  
14 derivatives and how the alkyl chains attach and  
15 how the family develops. But you might have one  
16 or two maps like that, but use the space more  
17 efficiently somehow. I think in a way you're  
18 constrained by the size of the font you're using  
19 for the typeface as opposed to the structures.  
20 Maybe let the structures dictate the sizing  
21 instead of the typeface.

22 DR. HELDRETH: Sure. Thank you.

Anderson Court Reporting -- 703-519-7180 -- www.andersonreporting.net

1 DR. BELSITO: Any other comments? I  
2 guess the one thing -- because there wasn't a  
3 heading -- that is clearly missing is we have no  
4 method of manufacturing and impurities for any of  
5 these. And are we going to be able to get it?  
6 We've got this -- I don't know (inaudible) because  
7 what we were looking at was trying to figure out  
8 how to group families or --

9 DR. BRESLAWEC: That was the objective.  
10 We were trying a little different approach. See  
11 if we can get some guidance from the panel early  
12 on before we spend a lot of time generating a lot  
13 of data that may or may not be useful. So, yes,  
14 we (inaudible).

15 DR. BELSITO: And, you know, that's  
16 fine, I think, you know. But maybe when we're  
17 doing these a little heads up. You know, this is  
18 a very preliminary report to try and gather  
19 information on where the panel is going into  
20 developing a family and the information we're  
21 going to include is primarily to help guide to  
22 develop this family.

Anderson Court Reporting -- 703-519-7180 -- www.andersonreporting.net

1 MR. SILBERGELD: Are you about to leave  
2 this report?

3 DR. BELSITO: We're asking for all  
4 comments, so --

5 MR. SILBERGELD: Rachel had a -- from  
6 Table 7 -- a list of what she identified as new  
7 ingredients: Cetrimonium bromide in lips -- or  
8 new uses anyway; cetrimonium bromide in lipsticks  
9 and aftershaves; cetrimonium bromide in baby  
10 products, fragrances, and deodorants; and  
11 behentrimonium chloride in baby shampoos. She  
12 believes those are new uses and wants to know does  
13 that raise any questions -- any new questions.

14 DR. BELSITO: Some of the reason why it  
15 may be a new use has to do with how products were  
16 grouped when this was originally looked at. Is  
17 that not correct?

18 MS. BECKER: Yes.

19 DR. BELSITO: I can never keep track of  
20 how things were grouped back in the early '90s  
21 versus -- baby products did have a grouping then,  
22 right?

Anderson Court Reporting -- 703-519-7180 -- www.andersonreporting.net

1 MS. BECKER: Yes.

2 DR. BELSITO: And lips --

3 MS. BECKER: The only thing that's  
4 really changed since the original one was -- I  
5 think this was just before they took out the  
6 lighteners and other things and now are considered  
7 medical uses. So these -- the list of categories  
8 is the same.

9 DR. BELSITO: Okay.

10 DR. BRESLAWEC: Is what Rachel was  
11 saying there's a difference between the '94 uses  
12 and the 2009? Or is she getting the data  
13 elsewhere?

14 MR. SILBERGELD: Yes.

15 DR. BRESLAWEC: Okay.

16 MR. SILBERGELD: That may all be due to  
17 a shift in the groupings.

18 DR. BELSITO: Well, no, her comment with  
19 baby -- baby and lip is basically what her  
20 comments are -- that some of these ingredients  
21 have new uses, but other ingredients within this  
22 family, at least cetrimonium bromide had eye uses.

Anderson Court Reporting -- 703-519-7180 -- www.andersonreporting.net



1 I'm just looking to see if there were lip and baby  
 2 uses for other members of the family. But it's  
 3 certainly, you know, when we've seen things like  
 4 that, I mean, it -- we certainly want to focus on  
 5 data that would support safety for, you know,  
 6 particular an eye in terms of ocular toxicity or  
 7 lip in terms of oral or, you know, with a baby and  
 8 things that we might be marginal about absorption  
 9 on would create more of a concern with products  
 10 that are used extensively on infant skin. It  
 11 would, at least according to some studies be more  
 12 absorbed if -- that's a good pick up. I'm not  
 13 seeing any real reported uses for baby product  
 14 uses here before.

15 DR. SNYDER: There's some -- well,  
 16 there's other, like on Table 8.

17 DR. BELSITO: I haven't gotten there  
 18 yet. Table 8?

19 DR. SNYDER: Yeah, at the bottom of 43.  
 20 Two or 3 percent.

21 MS. BECKER: Baby shampoo (inaudible)  
 22 cetrimonium chloride of 0.4. Cetrimonium chloride

Anderson Court Reporting -- 703-519-7180 -- www.andersonreporting.net

1 got other. We have six listed.

2 DR. BELSITO: Okay. So we'll keep that  
 3 in mind as we go forward.

4 Any other comments?

5 DR. SNYDER: So this is going to be  
 6 reopened?

7 DR. BELSITO: This is going to reopened  
 8 to add the ingredients in Table 1 through 4,  
 9 except for the four ingredients in Table 1: The  
 10 tosylate, the two saccharinates, and the  
 11 triphenoxide.

12 DR. SNYDER: Trichlorophenoxide.

13 DR. BELSITO: Trichlorophenoxide.

14 DR. SNYDER: And then are we going to  
 15 partially formulate the data needs at this point?  
 16 I mean, we've got (inaudible).

17 DR. BELSITO: Well, I think that the  
 18 data needs that we have are for Carol to go out  
 19 and get what the Europeans have that we can freely  
 20 get and figure out what the hang up is.

21 DR. EISENMANN: It's publicly available  
 22 on the Internet.

Anderson Court Reporting -- 703-519-7180 -- www.andersonreporting.net

1 DR. BELSITO: Okay. Figure out what the  
 2 hang up is with choline. And to go and look for  
 3 concentrations, you know, scour industry for  
 4 concentrations of use. Method of manufacturing  
 5 and impurities I think is --

6 DR. EISENMANN: Yes. That's  
 7 (inaudible).

8 DR. BELSITO: We need as much as we can  
 9 --

10 DR. EISENMANN: There's an HPV thing on  
 11 some of these ingredients that might have some of  
 12 that information.

13 DR. BELSITO: Okay. And just general,  
 14 you know, rewrites based upon Dan's comments  
 15 about, yeah, the broad comments as to what these  
 16 chemicals are and how they're used certainly would  
 17 be nice. I think that's where we're at right now.

18 Paul, did you have some additional  
 19 needs?

20 DR. SNYDER: The other thing is on page  
 21 11 where we have Mexico and then all the South  
 22 American countries having the limits. We don't

Anderson Court Reporting -- 703-519-7180 -- www.andersonreporting.net

1 specify again why that is or -- is it irritation  
 2 or is it --

3 MS. BECKER: It wasn't in the data I  
 4 had. Just that there are limits.

5 DR. EISENMANN: Then you shouldn't be  
 6 saying (inaudible) for that, too. It's a database  
 7 that is only available to members.

8 DR. SNYDER: Because one of them is  
 9 restricted to 1 percent. So I think we need to  
 10 either --

11 DR. EISENMANN: Usually you just click  
 12 Europe and, I don't know, do you really need all  
 13 the other countries? Most countries pick up the  
 14 Europe regulations. I don't know if you need all  
 15 the other countries, but if you want the other  
 16 countries you've got to go find the original  
 17 regulations and not use the IRDB.

18 DR. BAILEY: Because it's not publicly  
 19 available.

20 DR. EISENMANN: Right.

21 DR. BAILEY: It does reference  
 22 information that is publicly available, but, you

Anderson Court Reporting -- 703-519-7180 -- www.andersonreporting.net

1 know, that's what should be --

2 DR. EISENMANN: It might be in a  
3 different language.

4 DR. BRESLAWEC: We kind of moved away  
5 from including a lot of other countries in our  
6 summary.

7 DR. BELSITO: I don't have a problem  
8 with getting rid of everything except the -- I  
9 mean, traditionally we've done EU and Japan.

10 DR. BRESLAWEC: Right. And that would  
11 --

12 DR. BELSITO: That's fine with me.  
13 Particularly if it's going to require that the  
14 writer go back and look at the original material  
15 that these countries looked at.

16 DR. BRESLAWEC: Okay.

17 DR. BELSITO: Any other comments?

18 DR. BRESLAWEC: (inaudible) we're trying  
19 a different approach, I think, on this one, as you  
20 know, and what we included was a draft report. So  
21 we would be asking the panel to make a -- to act  
22 on the draft report. You can table it or issue an

Anderson Court Reporting -- 703-519-7180 -- www.andersonreporting.net

1 insufficient data request or issue it as a  
2 tentative report if you feel that is warranted.

3 DR. BELSITO: Well, I think, you know,  
4 we're clearly going out as insufficient -- is what  
5 we talked about. And what we need are method of  
6 manufacturing and impurities.

7 DR. BRESLAWEC: That material may be  
8 available. It's just that it wasn't included in  
9 the report. There's no reason to believe that  
10 it's not available and --

11 DR. BELSITO: I understand, but --

12 DR. BRESLAWEC: -- and that's just  
13 something that we can handle as a table report or  
14 even incorporate that into --

15 DR. BELSITO: Then I guess it goes back  
16 to, I mean, the arguments that we had whether to  
17 table -- I forgot what report at the last meeting  
18 that went on forever as to whether that material  
19 was available and should be tabled. And John, do  
20 you remember? Because you were the one that  
21 wanted it tabled.

22 DR. EISENMANN: Kojic acid?

Anderson Court Reporting -- 703-519-7180 -- www.andersonreporting.net

1 DR. BELSITO: What?

2 DR. EISENMANN: Kojic acid.

3 DR. BRESLAWEC: But that was different  
4 because that was information we had to request  
5 from -- this is information that I believe we have  
6 access to and we just did not incorporate into the  
7 report.

8 DR. BELSITO: I mean, I don't care one  
9 way or the other. I mean --

10 DR. SNYDER: I think I'm okay with  
11 saying reopen and we're going to include these  
12 ingredients and then we've identified other data  
13 needs. And so I think we're maybe a little  
14 premature on jumping to the insufficient. So, I  
15 mean, I think that's kind of where we're at.

16 DR. BELSITO: Well, actually, yeah. I  
17 mean, that's the whole decision here is to reopen  
18 or not reopen. We don't need to make a correction  
19 at all, do we?

20 DR. SNYDER: Correct.

21 DR. BRESLAWEC: Well, I think you have  
22 made the decision. You're going to recommend

Anderson Court Reporting -- 703-519-7180 -- www.andersonreporting.net

1 reopening. This is unusual because usually you  
2 just make that decision and then we prepare a  
3 draft report. In this case we're prepared a  
4 version of a draft report so you have the option.  
5 And I don't think this is the case here. But if  
6 you thought the draft report was adequate enough  
7 you could issue it as a tentative report. And I  
8 think you're not there.

9 DR. SNYDER: No.

10 DR. BRESLAWEC: So then the question is  
11 because you have a draft report you can table it  
12 and you can go and collect the data. With the  
13 insufficient data I think we have to go to  
14 industry with specific requests for data that  
15 don't exist, at least not in our information. I  
16 think we're saying the data exist; we just haven't  
17 put it in the report.

18 DR. BELSITO: Right. Is that correct,  
19 John? I think if we go insufficient they have to  
20 go to industry?

21 DR. BAILEY: It doesn't have to.

22 DR. BELSITO: Yeah, because we went

Anderson Court Reporting -- 703-519-7180 -- www.andersonreporting.net

1 insufficient and industry was supplying us with  
 2 this other ingredient with just sensitization and  
 3 irritation. And we're going back -- and CIR was  
 4 going back and getting the information on the  
 5 alcohols and everything else. It wasn't kojic  
 6 acid. I'm blanking on it. We'll see it in this  
 7 report again I think.

8 DR. LIEBLER: Pelargonic. Pelargonic, I  
 9 think.

10 DR. BELSITO: Yes, exactly.

11 DR. LIEBLER: Pelargonic acid.

12 DR. BELSITO: I don't care one way or  
 13 the other. We can just say we're going to reopen  
 14 it.

15 DR. SNYDER: I think procedural to me  
 16 reopening is different than tabling.

17 DR. BRESLAWEK: Reopening is a whole  
 18 separate issue.

19 DR. SNYDER: Right.

20 DR. BRESLAWEK: And I think you've  
 21 reached the decision to reopen.

22 DR. SNYDER: Correct.

1 DR. BRESLAWEK: We're trying to move the  
 2 process along a little faster by giving you a  
 3 draft report.

4 DR. BELSITO: I understand.

5 DR. BRESLAWEK: And asking you to act on  
 6 that.

7 DR. BELSITO: But I think if we had all  
 8 of the information, Halyna, we could say we're  
 9 going to reopen it and P.S., we think it's safe as  
 10 used.

11 DR. SNYDER: Right.

12 DR. BELSITO: But we don't have all the  
 13 information so I think we -- procedurally it would  
 14 seem to me we say reopen and then in this case you  
 15 tried your best to give us a report, but it wasn't  
 16 there. You got a sense as to what at least this  
 17 team needs. You'll get a sense as to what the  
 18 other team needs. And then proceed. And then  
 19 we'll see it again and then that time we'll say  
 20 sufficient, insufficient, or whatever.

21 DR. SNYDER: Right.

22 DR. BELSITO: So I think maybe what

1 we'll just say is reopen and these are the  
 2 ingredients that we want to include.

3 DR. BAILEY: Well, I think what Halyna  
 4 is also saying is that for others you're going to  
 5 do the same thing.

6 DR. BELSITO: Right.

7 DR. BAILEY: Right? And so that gives  
 8 you the option of --

9 DR. BELSITO: Of reopening.

10 DR. BAILEY: It's okay.

11 DR. BRESLAWEK: That's right. It's  
 12 pretty clear that you don't feel comfortable  
 13 enough with this report to make it a tentative  
 14 report. I'm certainly not encouraging that. I'm  
 15 just bringing it up because I think you're going  
 16 to see this more and more.

17 DR. BELSITO: I think it's great. I  
 18 think, you know, in this case it's just --

19 DR. BRESLAWEK: That's perfectly  
 20 understandable.

21 DR. LIEBLER: So at this point do we  
 22 need to identify more specifically some of the

1 data needs that we have?

2 DR. BELSITO: I think it would be nice  
 3 again because Halyna's point is they may have not  
 4 searched the literature or brought in what's in  
 5 the open public literature at this point. And  
 6 also just to give industry a heads up, you know,  
 7 in case that information doesn't exist. You know,  
 8 this is where we think the deficiencies lie. But  
 9 we're not -- we're not creating a list yet. You  
 10 know, in terms of what is insufficient, but in  
 11 terms of this document we would like to see this  
 12 data included into this document when we see it.

13 MS. BECKER: And I can concentrate on  
 14 looking for it.

15 DR. BELSITO: Right.

16 DR. LIEBLER: So then we have some  
 17 chemical subgroupings within the things that we --  
 18 within the compounds that we've agreed to include  
 19 in this reopened document. And for example,  
 20 irritation and sensitization data really are all  
 21 about the simple alkyl chain derivatives here.  
 22 But some of the ethers and amides, the choline or

1 carnitine derivatives are not represented there.  
2 And we probably need to have representative  
3 sensitization irritation data for those  
4 subfamilies of this grouping because they actually  
5 may be different.

6 DR. SNYDER: Well, I don't necessarily  
7 think so because we're going to go with a  
8 (inaudible).

9 DR. BELSITO: Well, but sensitization  
10 (inaudible).

11 DR. SNYDER: That's what -- I was just  
12 referring to sensitization and irritation.

13 DR. BELSITO: And I think as the report  
14 is produced, too, for ease again, a flow sheet  
15 within the four chemical groups as to what's  
16 available for those groups in terms of  
17 sensitization, irritation, absorption or whatever,  
18 just so we can see how much we're relying on maybe  
19 data from another group to carry a group where  
20 there may be virtually no data. And that could  
21 give anyone cause based upon what they know. So  
22 then I think that's going to be very important to

Anderson Court Reporting -- 703-519-7180 -- www.andersonreporting.net

1 look at.

2 DR. BAILEY: I think there's also an  
3 important concept here in that if we're adding  
4 these groups together -- and I think we're doing a  
5 much better job of breaking these out and putting  
6 them into groups -- if we get to a point where the  
7 data doesn't support one of those subgroups, in  
8 other words, you know, that there's enough of a  
9 difference, you know, I don't think we ought to  
10 put those in an insufficient data box. I think  
11 what we should do is cut them out of the report --

12 DR. LIEBLER: Sure.

13 DR. BAILEY: -- and then defer those to  
14 another separate assessment. So.

15 DR. LIEBLER: Indeed. And in fact, I  
16 think one of the things that could lead to that  
17 type of situation is that we're being driven by  
18 chemical similarity in large part in making these  
19 groupings. But the other logical way to consider  
20 this is how they're used in products because that  
21 dictates whether they might be in sprays or  
22 rinse-offs or leave-ons and so forth. And that

Anderson Court Reporting -- 703-519-7180 -- www.andersonreporting.net

1 could dictate the types of information we feel are  
2 most important to have about sensitization,  
3 irritation, and so forth.

4 DR. BELSITO: Okay. Any other comments?  
5 Seeing none I think we're done with the  
6 trimoniums.

7 DR. BAILEY: So what I heard then is  
8 sensitization and irritation.

9 DR. BELSITO: Yeah. That's going to be  
10 the biggie and method of manufacturing and  
11 impurities, and obviously concentration of use.  
12 Okay.

13 So now to the PMMA group. That's Pink  
14 3.

15 MS. BECKER: I have the representative  
16 from industry here if you have any questions to  
17 ask her.

18 DR. BELSITO: Okay.

19 MS. BECKER: Mary Phillips.

20 DR. BELSITO: Okay. We also have a memo  
21 from John Bailey reported that the levels of the  
22 monomer methyl methacrylate, methyl methacrylate

Anderson Court Reporting -- 703-519-7180 -- www.andersonreporting.net

1 it is being couched. So, to be perfectly honest  
2 with you, I think that that level from the head of  
3 the company was ill-advised and is better ignored.

4 DR. HILL: Well, I wasn't -- as I say, I  
5 wasn't suggesting that you respond directly to  
6 individual criticisms, but just that any language  
7 that lays out the difference in this particular  
8 approach to review effectively addresses the  
9 concern -- anybody else who has the same concerns.

10 DR. ANSELL: Yeah. Yeah. We've got to  
11 be able to link just why the heck do we think that  
12 data for devices, et cetera, has any  
13 applicability, and, yes, we will make that lingo.

14 DR. MARKS: Okay. So we'll -- I'll move  
15 that we issue a tentative report tomorrow  
16 indicating that this group is safe and then we  
17 have those two discussion points about the  
18 inhalation particle size and using the  
19 medical-grade PMMA toxicity to support the safety  
20 of the use of these ingredients in cosmetics.

21 DR. BERGFELD: Okay.

22 DR. MARKS: Any other comments? This is

1 a -- now, I have the next as the trimoniums  
2 re-review, yes.

3 DR. HILL: This was the one that was on  
4 my mind when I made the comments this morning.

5 DR. MARKS: So there were three  
6 chemicals in which the safety assessment was  
7 published in 1997 for that have set trimonium  
8 chlorides and bromide, and then the steatrimonium  
9 chloride was found to be safe for use in rinse-off  
10 products and safe for use in a concentration up to  
11 0.25 products in leave-on products.

12 We need to decide one, do we want to  
13 reopen this primarily driven that the  
14 behentrimonium -- is that how you say that, Alan?

15 DR. ANSELL: Behentrimonium.

16 DR. MARKS: Behentrimonium chloride is  
17 on the CIR's 2010 Priority List, so we would be  
18 looking at this as an add-on to the original  
19 report, and then we have some other chemicals  
20 also.

21 So I guess we should start with do we  
22 want to reopen it and what do we want to add and

1 in on page 20, 32, there's a list in Tables 1  
2 through 5 of a large number of ingredients which  
3 potentially could be added on or divided out, as  
4 you see in Table 1, Table 2, Table 3, 4, and 5.

5 So do we want to reopen it just for this  
6 one compound or do we want to expand it on into  
7 the compounds listed in Tables 1 through 5?

8 DR. SLAGA: Reopen to add related  
9 compounds?

10 DR. MARKS: Okay. Reopen to related  
11 compounds.

12 DR. SLAGA: Related. So.

13 DR. MARKS: Which would include  
14 behentrimonium, since that's the compound at least  
15 as high in the priority; correct?

16 DR. SLAGA: Or anything related to that,  
17 too.

18 DR. MARKS: Or related to that. So,  
19 shall we go -- so reopen, and, Ron Shank, does  
20 that sound appropriate to you and, Ron Hill, that  
21 we reopen it?

22 DR. SHANK: Yes, it does.

1 DR. HILL: Yes, reopen.

2 DR. MARKS: Okay.

3 DR. BERGFELD: I'm open to opening it.  
4 I just wanted to hear from our chemist how he came  
5 up with this list. It's enormous.

6 DR. HELDRETH: Okay. So, you know,  
7 behentrimonium was certainly what we were after  
8 for a priority list, and certainly the cetrimonium  
9 chloride and bromide and the steatrimonium were  
10 something that we reviewed in the past. And so it  
11 seemed to make sense if we were going to make the  
12 jump to a few carbons longer, and that's really  
13 the only difference between steatrimonium  
14 chloride and behentrimonium chloride, then why not  
15 run the gamut of things that differ mostly by just  
16 the differing chain lengths?

17 And if we look in Figure 1A, we have  
18 across the bottom --

19 DR. MARKS: What page?

20 DR. HELDRETH: Oh, I'm sorry.

21 DR. MARKS: What page?

22 DR. HELDRETH: Page 27. In Figure 1A,

1 we have across the bottom individual compounds  
2 such as laurtrimonium bromide, laurtrimonium  
3 chloride, and as we go across the bottom of the  
4 page there, those compounds differ by different  
5 chain lengths.  
6 Those compounds shown in boxes above,  
7 for example, cetrimonium chloride, that first  
8 little oddly shaped box above the single  
9 compounds, under that one INCI name, it's a  
10 combination of those two different chain lengths.  
11 And so these boxes kind of place themselves from  
12 left to right as to the length of the chemical.  
13 So, all they're differing here is by increasing  
14 molecular weight, increasing chain length, which  
15 ordinarily correspond to differing lipophilicity,  
16 polarity, and the ability to be absorbed.  
17 If we move on to Figure 1B, it's the  
18 same type of set up, and that's on page 28, except  
19 for all of these compounds have an amide  
20 functional group within them, and so that's why I  
21 separated it out into a separate table. If you  
22 have a problem with amides, then, you know, you

Anderson Court Reporting -- 703-519-7180 -- www.andersonreporting.net

1 make your decision based on that.  
2 Figure 1C is a little bit different in  
3 its organization, because all of these compounds  
4 have a central core functionality besides the  
5 trimonium group, the choline group. So you've got  
6 the trimonium group; two carbons next to that you  
7 have essentially an alcohol functional group.  
8 And looking at the table, you can see I  
9 mapped out ones where there was either an acetate  
10 or some sort of ester functionality, or going the  
11 other direction, it's just a matter of lengthening  
12 chains.  
13 Figure 1D is, again, there's just  
14 additional functional group here. These are  
15 alkanolamides, so it's an amide like in Figure 1C,  
16 but it also has an alcohol functional group  
17 dangling off of it.  
18 And then the last one here, 1E, which  
19 actually starts on page 31, are glycol  
20 functionalized trimoniums.  
21 What's not represented by these tables  
22 are the polymers, which, you know, it's, of

Anderson Court Reporting -- 703-519-7180 -- www.andersonreporting.net

1 course, up to you to decide if they're different  
2 or not, but mapping them out in the same way is  
3 not necessarily something that straightforward.  
4 DR. MARKS: Well, I think the rule it's  
5 got to be a no-brainer applies to this since we  
6 are opening and adding on, so we can't use the  
7 previous reasoning that we haven't seen this  
8 before. So, I think with that in mind, we need to  
9 pick the add-ons, which are no-brainers.  
10 And I just want to go back and clarify  
11 in my mind was it behentrimonium chloride was that  
12 high on the priority list because of its 641 uses,  
13 since it had so many uses?  
14 DR. BRESLAWEC: Yeah, behen trimonium  
15 was a 2009 -- no, I'm sorry, 2010 priority.  
16 DR. MARKS: Right. Okay. And it's  
17 because of uses, not because of a toxic alert?  
18 Okay.  
19 Okay. So we can either go use the  
20 figures. I like the way you did those, Bart, on  
21 page 27 through 31, or we can actually go to the  
22 tables on 32. So probably, for me, it's easier

Anderson Court Reporting -- 703-519-7180 -- www.andersonreporting.net

1 looking down the tables as to what we're going to  
2 include.  
3 So on Table 1, the straight chain  
4 alcohol trimonium compounds and their salts are  
5 there and among that, at the bottom of 32, is  
6 behentrimonium. Are there any ones which are more  
7 than no-brainers in this list in Table 1, and that  
8 extends on to page 33. Is there any that should  
9 be eliminated, that with the present safety data,  
10 we can just extend it and say these chemicals can  
11 be felt to be safe without any further data?  
12 DR. SHANK: On Table 1A, I took out the  
13 laurtrimonium trichlorphenoxide, because I don't  
14 think we have any data on trichlorphenoxide, and  
15 that's a little different from all of the rest.  
16 DR. MARKS: So, now where are you, Ron?  
17 DR. SHANK: Table 1A, page 27.  
18 DR. MARKS: Twenty-seven. Third one  
19 down?  
20 DR. SHANK: The third one down.  
21 DR. MARKS: Yes. Okay.  
22 DR. SHANK: I took that one out. Then I

Anderson Court Reporting -- 703-519-7180 -- www.andersonreporting.net

1 had question marks about the two sacchrinates. If  
 2 we have any information on skin tox, on saccharin.  
 3 I don't think we have. Now saccharin's been  
 4 tested ad nauseum for bladder cancer, but that's a  
 5 different question than skin. And since we don't  
 6 have the data on saccharin, I would take that out.  
 7 DR. MARKS: And this is on page 30?  
 8 DR. SHANK: Page 27 again.  
 9 DR. MARKS: Oh, you're back on the --  
 10 okay.  
 11 DR. SHANK: I'm still on Table 1A.  
 12 Okay.  
 13 DR. MARKS: The chart. Could we go to  
 14 the chart on page 32?  
 15 DR. HILL: Oh. Yeah, they're on page  
 16 32.  
 17 DR. MARKS: Which one is it?  
 18 DR. SHANK: Okay. The third one and the  
 19 --  
 20 DR. MARKS: Yeah, I have the third one,  
 21 the laurtrimonium trichloride.  
 22 DR. SHANK: Just past halfway is. Then

Anderson Court Reporting -- 703-519-7180 -- www.andersonreporting.net

1 the middle --  
 2 DR. MARKS: Oh, yes.  
 3 DR. SHANK: Cetrimonium saccharinate.  
 4 DR. MARKS: Oh, yeah. Okay. I see.  
 5 DR. SHANK: And then second from the  
 6 bottom --  
 7 DR. MARKS: Okay.  
 8 DR. SHANK: -- steartrimonium  
 9 saccharinate.  
 10 DR. MARKS: Anything in the straight  
 11 chain alcohols? Any other ones that should be  
 12 eliminated? So the rest look okay when we switch  
 13 over -- when we go over to page 33 and then there  
 14 are the branch alcohol, which were just two. Are  
 15 those two again no-brainers?  
 16 DR. BERGFELD: Why won't you take in --  
 17 take out the other benzene ring there?  
 18 DR. ANSELL: Cetrimonium tosylate.  
 19 DR. BERGFELD: It's a quaternary  
 20 ammonium just like the one above that you took  
 21 out.  
 22 DR. ANSELL: Yeah, it's again the --

Anderson Court Reporting -- 703-519-7180 -- www.andersonreporting.net

1 it's a salt, but you could argue that it's not a  
 2 simple salt.  
 3 DR. HILL: Well, okay. That's the  
 4 tosylate we're talking about.  
 5 DR. ANSELL: Yeah.  
 6 DR. HILL: I didn't think that one had  
 7 been stricken, and you didn't suggest.  
 8 DR. ANSELL: I -- Wilma's asking why not  
 9 --  
 10 DR. MARKS: Why not?  
 11 DR. ANSELL: -- strike it?  
 12 DR. HILL: Because we got done reviewing  
 13 toluene sulfonates and we I think determined those  
 14 salts, even though this is an unusual salt,  
 15 probably don't present an issue.  
 16 DR. ANSELL: Okay. But that would be a  
 17 good rationale.  
 18 DR. HILL: I don't know in that case  
 19 whether there would be any kind of eye and hair  
 20 membrane penetration issues, but I don't think so.  
 21 DR. MARKS: So you would reference the  
 22 previous report, so I'll need to capture that,

Anderson Court Reporting -- 703-519-7180 -- www.andersonreporting.net

1 Lillian, with the cetrimonium tosylate. Anything  
 2 else on page 32 or 33?  
 3 DR. HILL: Can you strike -- I didn't  
 4 fully contemplate these branched ones.  
 5 DR. MARKS: Well, that's -- let's see if  
 6 I -- okay. Well, as we move on, you can think  
 7 more about those, Ron Hill. How about Table 2,  
 8 the amides? I can't imagine the size.  
 9 DR. SHANK: I said to not include the  
 10 amides, the alkylamides.  
 11 DR. MARKS: Okay.  
 12 DR. SHANK: Because those that have  
 13 already been reviewed have some caveats on  
 14 leave-ons, as leave-ons, and impurities. And if  
 15 we include us, then we have to change our  
 16 conclusion.  
 17 DR. MARKS: Okay. And how about the --  
 18 and that would go along with the -- everything on  
 19 page 34, the alkylamidopropyl mixtures, too?  
 20 DR. SHANK: Let's see where you are.  
 21 DR. MARKS: I'm on page 34. It's the  
 22 bold type -- the 1, 2, 3, 4, 5, 6h box down there

Anderson Court Reporting -- 703-519-7180 -- www.andersonreporting.net



1 above babassuamidopropyl trimonium chloride.  
2 DR. HILL: He's on the tables.  
3 DR. MARKS: Yeah, I'm on the tables, not  
4 the structures. Page 34.  
5 DR. SHANK: Yes.  
6 DR. MARKS: It's easier for me. The  
7 type is larger. Yeah, the type is larger. And  
8 it's easier to just go down and cross it that way,  
9 Ron. Apologize. You're looking back and forth.  
10 So in that group, the same reasoning?  
11 They run over into -- and then we go on to page --  
12 well, we keep on going to --  
13 DR. SHANK: Yes, it would be the same  
14 reasoning on those as well.  
15 DR. MARKS: Right. And how about on  
16 page 34. If we keep on going, that's -- those  
17 amides, the same reasoning there, wouldn't it be,  
18 Ron? Just keep on going?  
19 DR. SHANK: Mm-hmm.  
20 DR. MARKS: So, we can get rid of all of  
21 Table 2. That extends to the bottom of 36.  
22 MS. BECKER: No, Table 3 starts -- well,

Anderson Court Reporting -- 703-519-7180 -- www.andersonreporting.net

1 Table 3 starts at the bottom of 35.  
2 DR. MARKS: Oh, does Table 3--oh, okay.  
3 I'm sorry. So let's move on. Thank you. I  
4 didn't pick that up at the bottom there. So Table  
5 3 --  
6 DR. SHANK: So all of Table 2.  
7 DR. MARKS: Yeah, all of Table 2 is  
8 gone. How about Table 3, these alkanol trimonium  
9 compounds and related esters, esters, acids, using  
10 the no-brainer rule.  
11 DR. HILL: Using the no-brainer rule,  
12 those are gone. And I marked no, no, no, no, no  
13 all over my little comment page.  
14 DR. BERGFELD: Does that include the  
15 ester mixtures, too?  
16 DR. HILL: Let's see. Where are you?  
17 DR. MARKS: The ester mixture would be  
18 on the middle page of 36, the cocoylcholine  
19 methasulfate. That's what you're referring to;  
20 right, Norma?  
21 DR. HILL: I just think as soon as we  
22 get into where the choline is there that we're

Anderson Court Reporting -- 703-519-7180 -- www.andersonreporting.net

1 into something very different, because --  
2 DR. MARKS: Okay.  
3 DR. HILL: -- it's highly likely those  
4 esters would hydrolyze unless we're going to  
5 capture a lot of information about how that goes.  
6 DR. MARKS: How about Table 4. So we're  
7 going to delete all of Table 3. How about Table  
8 4, the glycol trimonium compounds and related  
9 ethers and esters? And we have ethers to begin  
10 with--well, we have this dihydroxypropyltrimonium  
11 chloride and the then the ethers, esters,  
12 diesters, alkyl ester.  
13 DR. HILL: So this kind -- this was the  
14 basis for my question this morning, when I said  
15 how different is the workload? Of course, it  
16 changes when you got to go back to the -- dip back  
17 into the priority regulations, but how different  
18 is the workload to have three sets of three versus  
19 one set of nine, because they're clear  
20 commonalities. That's why they grouped them as  
21 separate tables to where you can say let's review  
22 this group together and this group together and

Anderson Court Reporting -- 703-519-7180 -- www.andersonreporting.net

1 this group together, and it would be I think so  
2 much easier to sort out issues of toxicology, and,  
3 at the same time, move the others forward; pick up  
4 the behenamine without raising complications that  
5 I think will arise.  
6 DR. MARKS: So the -- so Table 4,  
7 include or delete?  
8 DR. HILL: I had figured that ought to  
9 go.  
10 DR. MARKS: Okay. Ron Shank, does that  
11 sound reasonable, and Tom?  
12 DR. SHANK: Which table is he at?  
13 DR. HILL: Table 4.  
14 DR. MARKS: And how about -- we're down  
15 to Table 5, which are the polymers. And there are  
16 homopolymers, copolymers. Bart, you did a lot of  
17 sorting out on this. So delete those again?  
18 No-brainers?  
19 DR. HILL: To me, definitely.  
20 DR. MARKS: Okay.  
21 DR. BERGFELD: And just a question is,  
22 and from a non-chemist, the polymers are larger.

Anderson Court Reporting -- 703-519-7180 -- www.andersonreporting.net

1 DR. HILL: Yes.

2 DR. SHANK: They shouldn't absorb them.

3 DR. BERGFELD: They shouldn't absorb.

4 DR. HILL: I thought they would present

5 a whole -- yeah, I get your point. I get your

6 point.

7 DR. SHANK: Yeah, I had to leave those

8 in.

9 DR. MARKS: Leave them in.

10 DR. HILL: Leave them in.

11 DR. MARKS: Leave them in? And the

12 reason to leave them in is just because of what

13 Wilma made that those are not going to be

14 absorbed?

15 DR. ANSELL: Present no new safety

16 issues.

17 DR. HILL: Right. That makes sense.

18 MS. BECKER: Would you clarify Table 4?

19 You said they ought to go? Go with the report or

20 --

21 DR. MARKS: No, delete it.

22 MS. BECKER: -- go out?

Anderson Court Reporting -- 703-519-7180 -- www.andersonreporting.net

1 DR. MARKS: Out. So, if I can summarize

2 this, and I'm going to use the tables, beginning

3 on Table --

4 DR. SLAGA: We have some more.

5 DR. MARKS: Oh, is there more than five?

6 I thought.

7 DR. SLAGA: No, that was five.

8 DR. MARKS: Yeah, I thought. I was

9 going to say don't create any more, Tom. So, we

10 reopen and we're going to expand the ingredients,

11 including the sentinel ingredient that triggered

12 this, the behentrimonium chloride. So on Table 1,

13 we're going to delete 1, 2, 3 ingredients --

14 DR. BERGFELD: The two saccharides.

15 DR. MARKS: -- the two saccharides. How

16 about the laurtrimonium trichlorophenoxide. Wasn't

17 that going to be deleted, too?

18 DR. ANSELL: Yes.

19 DR. MARKS: That's three. Table 1, and

20 I will go over these and delete three items, and

21 I'll mention those, Tamara. Am I the one

22 presenting? No, Belsito is. And then we will

Anderson Court Reporting -- 703-519-7180 -- www.andersonreporting.net

1 delete Table -- all of Table 2, all of 3. Two, 3

2 are gone. Four is gone. And then 5 is okay.

3 We'll include those. Gone, meaning delete,

4 Lillian.

5 Any other comments? So we have -- what

6 we're going to add when we reopen it are there

7 some safety issues that we need to address. One

8 of the big issues when you look at the original

9 report was the 0.25 percent in leave-on products,

10 and if you look on page 216 in the discussion,

11 there's some rationale that -- it was agreed that

12 a concentration of 0.25 percent would be an

13 appropriate limit for leave-on products, and, in

14 support of this decision, the Expert Panel also

15 noted that in ocular studies the concentration of

16 0.1 percent of cetrimonium chloride was

17 non-irritating to the eyes.

18 And that's basically the rationale. Do

19 we like that?

20 DR. ANSELL: In the original safety

21 data?

22 DR. MARKS: Yes. In the original,

Anderson Court Reporting -- 703-519-7180 -- www.andersonreporting.net

1 because one of the things will be addressing

2 obviously in reopening it not only be the

3 conclusion are we going to change that.

4 DR. BERGFELD: Maybe you should wait.

5 DR. MARKS: Yeah.

6 DR. BERGFELD: Well, just wait to see

7 what -- if you're going to put a restrictive limit

8 on the concentration until you see all the data.

9 DR. MARKS: Okay.

10 DR. SHANK: Yeah, just reopen.

11 DR. MARKS: Okay. Reopen?

12 DR. SHANK: Don't talk about the

13 discussion and changing the conclusions now.

14 DR. MARKS: Okay. So we'll reopen. We

15 will include the ingredients that we discussed,

16 primarily the alkyl group and the polymer group.

17 Okay. Any other comments? Yes.

18 DR. BRESLAWEK: A procedural comment.

19 We did something a little different here, and

20 you'll probably be seeing more of it. You'll

21 probably be seeing more of this sort of thing. I

22 understand that your decision here is to have us

Anderson Court Reporting -- 703-519-7180 -- www.andersonreporting.net

1 issue a draft report for your review. We did  
2 prepare a draft, draft report, so you would have  
3 had an option to issue a tentative report.

4 Again, I understand your decision to  
5 have this come out again as a draft report. I  
6 just want to have you be aware that this is  
7 something we will be doing more often to give you  
8 another option of issuing an ingredient group as a  
9 tentative report, if you feel that the information  
10 presented is adequate.

11 DR. BERGFELD: My feeling on this  
12 particular ingredient, there are too many add-ons  
13 to do that.

14 DR. MARKS: And I just want to be clear:  
15 In the original report, the limit on leave-ons was  
16 due to irritation; that was noted in the  
17 cetrimonium chloride; is that correct, because,  
18 again, it may be when we have all these add-ons,  
19 we may have a different conclusion to deal with  
20 irritation. It didn't look like it was a  
21 sensitizier.

22 MS. BECKER: When I did the lit search

1 on this, in collaboration with our toxicologists,  
2 they suggest just concentrate on sensitization  
3 issue and just about everything on sensitization  
4 is in here. So this is the data you have. Yeah,  
5 that's been covered.

6 DR. MARKS: Okay. So we're --

7 DR. SHANK: Just to -- we've just  
8 decided to reopen this, but you anticipated that  
9 we would do this and wrote this thing called  
10 review and draft amended report ahead of us. So  
11 we could move beyond just reopening it, because  
12 you've already written the -- is this the staff's  
13 report that we're going to consider after  
14 reopening this. That's what you're telling us?  
15 This thing dated April 6th, 2010 --

16 DR. BRESLAWEC: No, Dr. Shank.

17 DR. SHANK: -- which is tomorrow.

18 DR. BRESLAWEC: We will add the  
19 information that you have -- the ingredient groups  
20 will be different.

21 DR. SHANK: Okay.

22 DR. BRESLAWEC: And your comments will

1 be incorporated, and whatever questions you ask  
2 will be addressed --

3 DR. SHANK: Okay.

4 DR. BRESLAWEC: -- in what you get next.

5 DR. SHANK: Thank you.

6 DR. BERGFELD: But that -- it doesn't  
7 mean you're going out for another lit search on  
8 those specific ingredients we decided to include  
9 or you've already done that?

10 DR. ANSELL: Already done that.

11 DR. BERGFELD: So we will not be getting  
12 any more scientific data unless it's unpublished?

13 DR. BRESLAWEC: It depends on what you  
14 add. I do know that we have found some more stuff  
15 on the cholines group.

16 DR. BERGFELD: We took those out.

17 DR. ANSELL: We took the cholines out.

18 DR. BRESLAWEC: Yeah, you -- but the  
19 final decision is tomorrow, so it's -- but as what  
20 you've listed, you've got just about everything  
21 that's out there -- yes.

22 DR. MARKS: That's published?

1 DR. BRESLAWEC: Yes.

2 DR. MARKS: So you don't have an SLR  
3 with the specific add-ons from the manufacturers?  
4 DR. ANSELL: That's correct. We have no  
5 recent unpublished data from industry.

6 DR. MARKS: Okay. So we have to wait to  
7 at least see the response to that request.

8 DR. ANSELL: Yeah, I think the -- I am  
9 concerned, though, about stating to boldly that  
10 sensitization is going to be the issue when so  
11 clearly in the first safety assessment irritation  
12 was the issue. It was -- at least the three  
13 compounds that were in the original safety  
14 assessment were simply not sensitizers. Those  
15 data were fairly clear. They were irritants. So  
16 I -- we'll let the data go take us where we need  
17 to go in terms of the discussion next time you see  
18 this as opposed to prejudging it.

19 DR. SHANK: Well, why can't we just add  
20 these new ingredients to this? Reopen it. Add  
21 the ingredients, and we're finished, because we're  
22 not changing the conclusion.

1 DR. ANSELL: I think that may be the  
2 case when you see that report next time. I think  
3 it will read a lot like what you just said.

4 DR. MARKS: Okay. So, we'll reopen.  
5 We'll add the ingredients that we discussed and  
6 then we'll see the new data that is presented to  
7 us the next time of the inquiry from industry.

8 Any other comments about the trimoniums?  
9 Bart, thank you for taking us through this  
10 chemical playground.

11 Okay. Next review is the methylacrylate  
12 group. This is the first --

13 DR. BERGFELD: Acetate.

14 DR. MARKS: -- or acetate. I'm sorry.  
15 Thank you, Wilma. The methylacetate group and  
16 this is the first time we've seen this. And,  
17 again, we have some chemistry involved in terms of  
18 the metabolism. So, it's the -- the title at least  
19 is "Methyl Acetate, Simple Acetate Esters, and  
20 Relevant Metabolites," which include acetic acid.  
21 The list is on the memo from Bart, and I think the  
22 first question, of course, is, do we want to

1 re-reviews and trimoniums. Dr. Belsito?

2 DR. BELSITO: This is a re-review of

3 centrimonium chloride, centrimonium bromide and

4 steartrimonium chloride, that as with all

5 re-reviews now raises the issue as to whether we

6 want to re-review it because of new information

7 and the answer to that is no, or whether we want

8 to open it to add ingredients and the answer to

9 that at least from my panel was, yes, to proceed

10 with opening to add a whole family of trimonium

11 ingredients. Then the question becomes what

12 should that family be? I don't know if you want

13 to discuss that now or at a later point.

14 DR. BERGFELD: Why don't you continue?

15 DR. BELSITO: We were presented with

16 five tables of potential trimonium add-ons. Table

17 1 were the straight-chain alkyl trimonium

18 compounds and their salts and we thought that by

19 and large the ingredients in Table 1 could be

20 added in with the exception of laurtrimonium

21 trichlorophenoxide, the saccharinate, the

22 cetrimonium saccharinate and the steartrimonium

Anderson Court Reporting -- 703-519-7180 -- www.andersonreporting.net

1 saccharinate, so the two saccharinates we would

2 exclude. And finally, we would exclude the

3 cetrimonium tosylate so that all the other

4 ingredients in Table 1 would be added in.

5 Table 2 was the amide trimonium

6 compounds and their salts and we felt that those

7 could also be added to the report. Table 3 was

8 the alkanol trimonium compounds and related

9 ethers, esters and acids, and we had some

10 discussion about this. We felt they could be

11 added in. The discussion was mainly about choline

12 chloride, whether that should be added in in light

13 of the fact that it is currently not for use in

14 Europe, but we felt that we would add it in and

15 see what the data was and see what the European

16 issues were.

17 Table 4 was the glycol trimonium

18 compounds and related ethers and esters, and we

19 felt again that the ingredients in that table

20 could be added in. Finally, Table 5 was the

21 polymers containing trimonium and we felt that

22 those should be excluded from this report.

Anderson Court Reporting -- 703-519-7180 -- www.andersonreporting.net

1 DR. BERGFELD: Dr. Marks?

2 DR. MARKS: First of all, I second the

3 motion. We agree that it should be reopened.

4 There wasn't a safety concern, it was expressly

5 for the purpose of adding more ingredients to this

6 re-review.

7 We had a slightly different conclusion

8 as one might expect in terms of what ingredients

9 to add. Largely Table 1 we agreed. Tosylate was

10 the only one where we thought potentially could be

11 a stay in, but I think that's a relatively small

12 issue. Coming to Table 2, we actually felt that

13 Table 2, Table 3, and Table 4 would all be just

14 carte blanche deleted because we didn't think they

15 were no-brainers, and then we agree that the

16 polymers in Table 5 could be added.

17 DR. BERGFELD: Excuse me. Added? Dr.

18 Belsito wanted them deleted.

19 DR. MARKS: You wanted the polymers to

20 be deleted? Interesting. I'm sorry, I misheard

21 that then. Once we get past Table 1 there are

22 complete opposite conclusions. I'll defer to the

Anderson Court Reporting -- 703-519-7180 -- www.andersonreporting.net

1 two Rons in terms of the no-brainer, why we felt

2 that Tables 2, 3, and 4 should be deleted, and 5

3 could be included, the polymers.

4 DR. BERGFELD: Dr. Shank and then Dr.

5 Hill.

6 DR. HILL: Go ahead.

7 DR. SHANK: On Table 2 the amides, some

8 of the amides that have already been reviewed have

9 caveats about leave-ons and impurities. So if we

10 add those then we have to change the conclusion

11 and that's not what we're supposed to do so that I

12 would say don't add the amides because then we

13 don't have to deal with the issue of possibilities

14 of impurities and limitations on leave-ons.

15 That's the only one I felt strongly about taking

16 out.

17 Dr. Hill?

18 DR. HILL: I agree exactly with what you

19 just said.

20 DR. BERGFELD: How about Tables 3, 4,

21 and 5?

22 DR. HILL: What did they conclude about

Anderson Court Reporting -- 703-519-7180 -- www.andersonreporting.net

1 Table 3, the Belsito group?

2 DR. BERGFELD: They left them in.

3 DR. MARKS: Leave them in.

4 DR. BERGFELD: Dr. Liebler?

5 DR. HILL: Even the carnitine group you

6 said leave in?

7 DR. LIEBLER: Correct.

8 DR. BERGFELD: Is that, yes, leave it

9 in, Dr. Hill?

10 DR. HILL: I think that would be okay.

11 DR. SHANK: Table 4.

12 DR. BERGFELD: Dr. Slaga?

13 DR. SLAGA: Yes, I thought that Tables 3

14 and 4 could be left in. The reason we talked

15 about Table 5 is that we're dealing with such

16 large molecules, they're not going to be absorbed

17 and the odds they're going to have some effect are

18 very minimal.

19 DR. BERGFELD: So there's been a

20 concession. We're leaving in 1, 2, 3, and 4, or

21 2, 3, 4, and 5?

22 DR. BELSITO: We're deleting 2, leaving

Anderson Court Reporting -- 703-519-7180 -- www.andersonreporting.net

1 in 3 and 4, and the question now is 5.

2 DR. HILL: What did we say about 4?

3 DR. BELSITO: We're leaving it in I

4 thought.

5 DR. HILL: I guess my concern with that

6 is that there we have ethers and glycol ammoniums

7 that I wasn't sure if those had ever been reviewed

8 in the smaller molecule toxicology and I didn't

9 see any toxicological data in the report to

10 support that those would be okay, so then we would

11 be down to either definitely insufficient data or

12 possibly changing conclusions. They're not

13 no-brainers from where I sit, and I've thought

14 about this some more overnight whether that was a

15 reason, and I still come to the same conclusion on

16 Table 4. I'm reevaluating after what you all said

17 on Table 3. I can understand and I'm good with

18 that. Table 4, I think there are big gaps in the

19 data for supporting that those are okay.

20 DR. BERGFELD: Dr. Liebler?

21 DR. LIEBLER: I guess I don't know if

22 there are big gaps in the data and I'd appreciate

Anderson Court Reporting -- 703-519-7180 -- www.andersonreporting.net

1 input from anybody else on the panel with more

2 history on these compounds or the components that

3 are the ethers or the glycols.

4 DR. BERGFELD: Can you comment here.

5 Lillian?

6 MS. BECKER: This particular set hasn't

7 been thoroughly looked at yet because we're just

8 at what we're going to add.

9 DR. LIEBLER: I think we were talking

10 about the compounds, the chemical pieces. If I

11 understand Dr. Hill's concern, it's not the entire

12 compound, but the alkyl chain or the ether or

13 glycol chains that are attached to the trimonium

14 piece.

15 DR. HILL: With the trimethylammonium on

16 the end, yes.

17 MS. BECKER: If we do leave it in, that

18 data would be in there and you can always change

19 your mind in June.

20 DR. HILL: So you haven't really done

21 the searches for the biology on that yet?

22 MS. BECKER: No. There hasn't been a

Anderson Court Reporting -- 703-519-7180 -- www.andersonreporting.net

1 full search because we're at the point of do we go

2 on or not.

3 DR. HILL: Then I'm fine with leaving

4 them in at this point.

5 DR. BERGFELD: So we're left with Table

6 5. Leaving in? Take out?

7 DR. BELSITO: I'll cede to Dan. It was

8 Dan's comment for your group to delete that.

9 DR. LIEBLER: I'll just explain my

10 thinking on that. I thought that the polymers

11 were really dominated by the polymer

12 characteristic rather than the trimonium

13 characteristic of the compound. That might take

14 them a little bit different. However, using the

15 logic we just used for the fact that we actually

16 haven't even looked into the data available on

17 these, I'm perfectly comfortable with leaving them

18 in at this point so that that would be fine with

19 me.

20 DR. BERGFELD: So it looks like we've

21 left most of the tables in tact except two which

22 were taken out. Correct? Is there any other

Anderson Court Reporting -- 703-519-7180 -- www.andersonreporting.net

1 discussion? You want us to rediscuss 2?

2 DR. BAILEY: I'm just saying that I  
3 heard one discussed, but I didn't hear the other  
4 side discussed, so I'd like to see if that's the  
5 consensus of both teams in terms of taking 2 out.

6 DR. BERGFELD: Dr. Belsito, did you have  
7 a comment on Table 2?

8 DR. BELSITO: I'm assuming, Ron usually  
9 does his homework, that it is correct that a  
10 number of those amides had conclusions that were  
11 restricted and if that's the case, I think we  
12 probably should delete them simply because it was  
13 the consensus of at least my team that probably  
14 where we're going is a safe as used when  
15 formulated not to be irritating, and then to start  
16 having to give restrictions for the amide members  
17 of the family I think would be distracting so that  
18 I'm comfortable deleting Table 2 based upon that,  
19 that I wasn't even thinking that, yes, there would  
20 probably be some restrictions on the amide family.

21 DR. BERGFELD: With the exception that  
22 you've made openings for the other tables and the

1 fact that you haven't looked at any of the data,  
2 did you consider looking at the data and then  
3 excluding, Dr. Belsito or Dr. Marks?

4 DR. BELSITO: This is going to be a huge  
5 report and I don't want Lillian to waste a lot of  
6 her time. What I would suggest is if she would  
7 check to in fact verify that at least several of  
8 the amide groups have restrictions in their  
9 conclusions and if that's the case then delete the  
10 table.

11 DR. BERGFELD: Dr. Marks? Are you okay  
12 with that?

13 DR. MARKS: Of course. Don's agreeing  
14 with Ron.

15 DR. BERGFELD: Shall we call for a vote  
16 to reopen? I'd like to call for an official vote  
17 since we have a motion that's been first and  
18 seconded. All those in favor of reopening? Thank  
19 you. Unanimous. With discussion including one of  
20 the tables to be looked into a little bit more  
21 intently and that's Table 2.

22 Then we're moving on to the next



# **Draft Amended Report of the Cosmetic Ingredient Review Expert Panel of the Report on the Safety Assessment of**

---

## **Trimoniums**

---

**June 29, 2010**

The 2010 Cosmetic Ingredient Review Expert Panel members are: Chairman, Wilma F. Bergfeld, M.D., F.A.C.P.; Donald V. Belsito, M.D.; Ronald A. Hill, Ph.D; Curtis D. Klaassen, Ph.D.; Daniel Liebler, Ph.D; James G. Marks, Jr., M.D., Ronald C. Shank, Ph.D.; Thomas J. Slaga, Ph.D.; and Paul W. Snyder, D.V.M., Ph.D. The CIR Director is F. Alan Andersen, Ph.D. This report was prepared by Lillian Becker, CIR Scientific Analyst/Writer and Bart Heldreth, CIR Chemist.

### **Cosmetic Ingredient Review**

1101 17<sup>th</sup> Street, NW, Suite 412 ◇ Washington, DC 20036-4702 ◇ ph 202.331.0651 ◇ fax 202.331.0088 ◇

[cirinfo@cir-safety.org](mailto:cirinfo@cir-safety.org)

---

**Copyright 2010**  
**Cosmetic Ingredient Review**

1101 17th Street, NW, Suite 412  
Washington, DC 20036

## **Table of Contents**

INTRODUCTION.....	6
Straight- and Branched-Chain Alkyl Trimonium Compounds.....	7
Amide Trimonium Compounds .....	7
Alkanol Trimonium Compounds .....	7
Glycol Trimonium Compounds .....	8
Polymers .....	8
CHEMISTRY.....	8
Physical and Chemical Properties .....	8
Straight- and Branched-Chain Alkyl Trimonium Compounds.....	8
Glycol Trimonium Compounds .....	10
Polymers .....	10
Other .....	10
Analytical Methods .....	10
Impurities .....	11
Straight- and Branched-Chain Alkyl Trimonium Compounds.....	11
Alkanol Trimonium Compounds .....	11
Polymers .....	11
USE.....	11
Cosmetic.....	11
Non-Cosmetic .....	12
ABSORPTION, DISTRIBUTION, METABOLISM, AND EXCRETION.....	13
Oral .....	13
Straight- and Branched-Chain Alkyl Trimonium Compounds.....	13
Dermal.....	14
Straight- and Branched-Chain Alkyl Trimonium Compounds.....	15
Amide Trimonium Compounds .....	15
Intravenous and Subcutaneous .....	15
Straight- and Branched-Chain Alkyl Trimonium Compounds.....	16
Hepatic Metabolism .....	16
Miscellaneous Studies .....	16
Penetration Enhancement and Inhibition.....	16
Cytotoxicity.....	17
Straight- and Branched-Chain Alkyl Trimonium Compounds.....	17
Intestinal Effects.....	17

Straight- and Branched-Chain Alkyl Trimonium Compounds.....	17
Bacterial Effects.....	18
Straight- and Branched-Chain Alkyl Trimonium Compounds .....	18
ANIMAL TOXICOLOGY .....	18
Acute Oral Toxicity.....	18
Straight- and Branched-Chain Alkyl Trimonium Compounds.....	18
Amide Trimonium Compounds .....	19
Alkanol Trimonium Compounds .....	19
Glycol Trimonium Compounds .....	19
Polymers .....	19
Glycol Trimonium Compounds .....	20
Acute Intravenous Toxicity .....	20
Straight- and Branched-Chain Alkyl Trimonium Compounds.....	20
Acute Intraperitoneal Toxicity .....	21
Glycol Trimonium Compounds .....	21
Acute Inhalation Toxicity.....	21
Straight- and Branched-Chain Alkyl Trimonium Compounds.....	21
Short-term Oral Toxicity .....	21
Straight- and Branched-Chain Alkyl Trimonium Compounds.....	22
Alkanol Trimonium Compounds .....	22
Short-Term Dermal Toxicity.....	22
Straight- and Branched-Chain Alkyl Trimonium Compounds.....	22
Short-Term Choline Toxicity .....	22
Intraperitoneal.....	23
Intranasal.....	23
Straight- and Branched-Chain Alkyl Trimonium Compounds.....	23
Subchronic Intraperitoneal Toxicity .....	23
Chronic Oral Toxicity .....	24
Straight- and Branched-Chain Alkyl Trimonium Compounds.....	24
Chronic Intraperitoneal Toxicity .....	25
Ocular Irritation.....	25
Straight- and Branched-Chain Alkyl Trimonium Compounds.....	26
Alkanol Trimonium Compounds .....	27
Glycol Trimonium Compounds .....	28
Polymers .....	28
Dermal Irritation.....	28
Polymers .....	29

Adjuvant Effects.....	30
Dermal Sensitization .....	30
GENOTOXICITY .....	32
Straight- and Branched-Chain Alkyl Trimonium Compounds.....	32
Alkanol Trimonium Compounds .....	33
Glycol Trimonium Compounds .....	33
Polymers .....	34
CARCINOGENICITY .....	34
REPRODUCTIVE AND DEVELOPMENTAL TOXICITY .....	34
Straight- and Branched-Chain Alkyl Trimonium Compounds.....	34
Alkanol Trimonium Compounds .....	35
CLINICAL ASSESSMENT OF SAFETY .....	36
Absorption, Distribution, Metabolism, and Excretion.....	36
Alkanol Trimonium Compounds .....	36
Dermal Irritation.....	37
Straight- and Branched-Chain Alkyl Trimonium Compounds.....	37
Alkanol Trimonium Compounds .....	37
Dermal Sensitization .....	38
Straight- and Branched-Chain Alkyl Trimonium Compounds.....	38
Alkanol Trimonium Compounds .....	38
Polymers .....	38
Phototoxicity .....	38
Polymers .....	38
Photoallergy .....	38
Polymers .....	38
Oral Toxicity .....	39
Alkanol Trimonium Compounds .....	39
Case Reports .....	40
DISCUSSION .....	43

## INTRODUCTION

A safety assessment of cetrimonium chloride, cetrimonium bromide and steartrimonium chloride was published in 1997.<sup>1</sup> These cosmetic ingredients were found to be “...safe for use in rinse-off products and ...safe for use at concentrations of up to 0.25% in leave-on products.” A search of the *International Cosmetic Ingredient Dictionary and Handbook* revealed a list of ingredients that are structurally similar to cetrimonium bromide, cetrimonium chloride, and steartrimonium chloride.<sup>2</sup>

Most of these ingredients are quaternary ammonium salts. Cetrimonium chloride is an example of a subcategory of the alkyl quaternary ammonium salts, wherein three of the four substituents on the nitrogen atom comprising the quaternary ammonium are each a methyl group. This gives rise to the “trimonium” naming convention used for many of the cosmetic ingredients addressed in this safety assessment, e.g., cetrimonium chloride, so the overall grouping has been give the designation, trimoniums.

The ingredients in this safety assessment are grouped by their structure and functional groups as either:

- straight- and branched-chain alkyl trimonium compounds,
- amide trimonium compounds,
- alkanol trimonium compounds,
- glycol trimonium compounds, or
- polymers

and are listed in Tables 1 to 5. While some of these ingredients vary only by hydrocarbon chain length, there are also branched ingredients, amides, alcohols, esters, ethers, and polymers.

In general, these quaternary ammonium salts dissociate into their ionic components in aqueous cosmetic formulations. For example, upon application of hair conditioners, the cationic chains are attracted to anionic charges in the skin and hair’s protein structure, resulting in a conditioning effect.<sup>3</sup> These charged ingredients are less likely to cross the lipid bilayer of the skin, but tend to be irritating to the skin and eyes.

The data from the original safety assessment of cetrimonium chloride, cetrimonium bromide, and steartrimonium chloride are summarized in the appropriate sections in this safety assessment. Each of the major sections of this report is preceded by a brief summary (in *italic font*) of the information relevant to each of the structural subsets listed in tables 1 to 5 and described below.

### **Straight- and Branched-Chain Alkyl Trimonium Compounds**

The first group of ingredients in this report vary structurally from cetrimonium bromide, cetrimonium chloride, and steartrimonium chloride by alkyl chain residue length, the degree of unsaturation, the existence of chain branching or a combination of these variations (Table 1). Additionally, some of the alkyl residues in this group are derived from botanical sources and are actually mixtures of different chain length salts (e.g., soytrimonium chloride). Furthermore, this first group also varies in the identity of the corresponding anions (e.g., bromide, chloride, methosulfate, and tosylate). A mapping of how these salts vary in length is recited in Figure 1a.

### **Amide Trimonium Compounds**

The second set of ingredients (Table 2) consists of alkyl amides. These ingredients are comprised by varying chain length alkyl residue carboxamides, attached to the trimonium core by a short alkyl chain. In some instances the alkyl residue is derived from botanical ingredients and results in a mixture of salts. Some ingredients containing a carboxamide group have been reviewed by the CIR Expert Panel and include: Cocamidopropylamine oxide (“...is safe as a cosmetic ingredient in rinse-off cosmetic products in the practices of use and concentrations described in this safety assessment, but the data are insufficient to make a determination of safety for use in leave-on cosmetic products”),<sup>4</sup> and isostearamidopropyl morpholine lactate (“...is safe for use as a cosmetic ingredient in rinse-off formulations in the present concentrations and practices of use. The Panel also concluded that the available data are insufficient to support safety in leave-on formulations”).<sup>5</sup> Cocamidopropyl betaine is currently under re-review but was originally found to be “... safe for use in rinse-off cosmetic products at the current levels of use. The concentration of use for products designed to remain on the skin for prolonged periods of time should not exceed 3.0 percent. The latter is expressed as a 10 percent dilution of a full-strength Cocamidopropyl Betaine solution that has an activity of 30 percent”.<sup>6</sup> Acetamide MEA has also been reviewed and the Panel concluded that “[o]n the basis of the data presented in this report, the CIR Expert Panel concludes that Acetamide MEA is safe as a cosmetic ingredient at concentrations not to exceed 7.5% in leave-on products and is safe in the present practices of use in rinse-off products. Cosmetic formulations containing Acetamide MEA should not contain nitrosating agents or significant amounts of free acetamide”.<sup>7</sup>

A mapping of how these amides vary in length is recited in Figure 1b.

Also included in Table 2 are the alkanol amides which vary from the other amides by the presence of an alcohol or related ether functional group. A mapping of how these alkanol (choline) ingredients vary in length is recited in Figure 1c.

### **Alkanol Trimonium Compounds**

The third set of ingredients (Table 3) consists of various alkanols and related ethers, esters and acids. These ingredients are comprised by a choline core. These salts vary either by chain length or by degree of acetyl substitution. In one instance, the alkyl residue is derived from botanical ingredients and results in a mixture of salts. A mapping of how these

ingredients are structurally related is recited in Figure 1d.

### **Glycol Trimonium Compounds**

The fourth set of ingredients (Table 4) consists of various glycols and related compounds. These ingredients are comprised by an ethylene glycol core. These salts vary by chain length, ester or ether functionality, or degree of substitution. The developmental and reproductive toxicity of ethylene glycol and its ethers were reviewed by the Panel concluded that “[m]etabolites of ethylene glycol monoalkyl ethers are reproductive and developmental toxins. In general, these metabolites of concern are not expected to be formed in cosmetic formulations that contain polymers of ethylene glycol.”<sup>8</sup> A mapping of how these ingredients are structurally related is recited in Figure 1e.

### **Polymers**

The final group of ingredients (Table 5) consists of various polymers containing trimonium. These ingredients are comprised by homo- and co-polymers with at least one trimonium containing repeat unit.

## **CHEMISTRY**

### **Physical and Chemical Properties**

The calculated and available experimental chemical properties for the included ingredients are in Table 11.

Surfactants, or surface-active agents, by definition have two mutually insoluble portions within the molecule (or ion). Typically, one portion of the surfactant will be soluble in polar solvents, such as water, while the other end will be soluble in less polar solvents, such as organic solvents, like octanol. One particular category of surfactants is the cationic surfactants. While these ion pairs (or salts) have negatively charged counter-ions (anions) (e.g., chloride or bromide), the positively charged cations impart the majority of the surfactant character. Among the cationic surfactants, alkyl quaternary ammonium compounds are the most prevalent. The trimoniums are a subcategory of the alkyl quaternary ammonium surfactants, wherein three of the four substituents on nitrogen, comprising the quaternary ammonium, are each methyl.

Typically, the manufacture of trimoniums occurs by the reaction of a tertiary amine (e.g., a nitrogen atom with two methyl groups and one alkyl group bonded to it) with a classic alkylating agent, such as a methyl halide or dimethyl sulfate.<sup>9</sup> For example, behentrimonium sulfate could be prepared by the addition of N,N-dimethyldocosan-1-amine to dimethyl sulfate. Mixtures, like ceteartrimonium chloride (a mixture of cetrimonium chloride and steartrimonium chloride), are often synthesized by the addition of various haloalkanes (e.g., a cetyl halide and a stearyl halide) to trimethylamine.<sup>10</sup>

### **Straight- and Branched-Chain Alkyl Trimonium Compounds**

The first group of trimoniums in this report, as seen in Table 1, consists of cations which are each comprised of a nitrogen atom bonded to three methyl groups and a simple alkyl chain, which can vary in length from twelve carbons (e.g.,



laurtrimonium bromide) to twenty-eight carbons in length (e.g., octacosatrimonium chloride) (see also Figure 1a). All of the straight-chained trimoniums in Table 1 are waxy-solids at human physiological temperatures. The branched-chained trimoniums in Table 1, however, are liquids at the same temperatures. Generally, water solubility and volatility decrease and melting/boiling points increase as chain length is increased.

One example of the trimoniums represented in Table 1, behentrimonium chloride, is a waxy solid and is dispersible in water. Behentrimonium chloride in isopropanol or cetearyl alcohol (concentrations not provided) is stable but is incompatible with strong oxidizing agents.<sup>11</sup> When mixed with cetearyl alcohol (concentration not provided) behentrimonium chloride is a white solid with a specific gravity < 1.<sup>12</sup> Behentrimonium chloride has plant sources that do not contain any genetically modified organisms.<sup>13</sup> It is made through the process of quaternization of behenyl dimethylamine with methyl chloride, in 30% dipropylene glycol.

### **Amide Trimoniums Compounds**

The second group of trimoniums in this report, as seen in Table 2, only differ from the first group by the addition an amide function group to the alkyl chain (see also Figures 1b and 1d). It was reported to be a general trend that incorporation of an amide group into a surfactant will lower the irritation potential of the trimonium.<sup>9,14</sup>

### **Alkanol Trimonium Compounds**

The third group of trimoniums in this report, as seen in Table 3, differ from the first group by the addition of an ethoxy functional group attached to the trimonium core nitrogen (see also Figure 1c). The simplest of these, and a major metabolite of all of the other members in the group, is choline chloride. Choline chloride was reported to not be not volatile at 21°C and stable under ordinary conditions of use and storage.<sup>15</sup> It may produce carbon monoxide, carbon dioxide, nitrogen oxides, and hydrogen chloride when heated to decomposition. It was reported to be incompatible with strong oxidizers.

Within this group are the choline ethers and esters, with various chain lengths, which are crystalline solids. Also within this group are the carnitine acids and esters. The carnitines differ by the attachment of an acid or ester functional group at the hydroxyl carbon of the choline core, and are also solids.

Carnitine is an amino acid derivative found in high energy demanding tissues and was reported to be an essential cofactor for the transport of long-chain acids across the inner mitochondrial membrane into the mitochondrial matrix.<sup>16</sup> Carnitine was reported to be stable under normal temperatures and pressures.<sup>17</sup> It was reported to be incompatible with strong oxidants, and exposure to moist air or water. Carnitine decomposes into nitrogen oxides, carbon monoxide, carbon dioxide, and nitrogen.

### **Glycol Trimonium Compounds**

The fourth group of trimoniums in this report, as seen in Table 4, differ from the first group by the addition of a dihydroxyalkyl functional group (or glycol) attached to the trimonium core nitrogen (see also Figure 1e).

Dihydroxypropyltrimonium chloride is the simplest of these, and a major metabolite of each of the esters. Included within this group are ethers, esters and a diester of dihydroxypropyltrimonium chloride.

An example of the ether derivatives, behenoyl PG-trimonium chloride was reported to be considered stable.<sup>18</sup> There was reported to be a maximum of 2% amines and 25 ppb nitrosamines in behentrimonium chloride.<sup>13</sup> Additionally, there was reported to be a maximum of 10 ppm of heavy metals (< 1 ppm each) including Ni, Cr, Co, Cd, Hg, Pb, As, and Sb, and methylene chloride may be present at < 1ppm.

### **Polymers**

The fifth and final group of trimoniums in this report, as seen in Table 5, differ from all of the other groups by their incorporation into a polymer backbone. The molecular weights and various physical properties of the trimonium polymers can vary greatly based on the polymerization conditions utilized in their synthesis. Accordingly, molecular weights of the individual monomer units are provided instead.

One example of these, polyquaternium-28, was reported to be 100% ionized in water and has an infinitely small pK.<sup>19</sup> The amide group from the precursor behaves as a weak base. Polyquaternium-28 was reported to be incompatible with strong oxidizing agents and reducing agents. This polymer was reported to be used as an aqueous solution at 20%. Another example, polyquaternium-33 was reported to be stable under normal conditions but decomposes into oxides of carbon and nitrogen including ammonia and hydrogen chloride.

### **Other**

There were no physical properties found for: acetyl carnitine, acrylamidopropyl-trimonium chloride/acrylates copolymer, babassuamidopropyltrimonium chloride, babassuamidopropyltrimonium methosulfate, ceteartrimonium chloride, cinnamidopropyltrimonium chloride, cocamidopropyltrimonium chloride, cocotrimonium chloride, cocotrimonium methosulfate, cocoylcholine methosulfate, carnitine HCl, hydrogenated palmtrimonium chloride, hydrogenated tallowtrimonium chloride, lactamidopropyl trimonium chloride, octacosatrimonium chloride, olivamidopropyltrimonium chloride, palmamidopropyl trimonium methosulfate, and shea butteramidopropyltrimonium chloride.

### **Analytical Methods**

Cationic surfactants have been determined by colorimetry and by mass spectrometry.<sup>1</sup> Steartrimonium chloride could be identified by gas chromatography, spectrophotometry, and in water with fast atom bombardment mass spectrometry. Carnitine was reported to be detected in urine using chip-based electrophoresis/mass spectrometry (CE/MS).<sup>20</sup>

## **Impurities**

### **Straight- and Branched-Chain Alkyl Trimonium Compounds**

Cetrimonium bromide and myrtrimonium bromide are reported to be 99% pure.<sup>21</sup>

### **Alkanol Trimonium Compounds**

The impurities of choline chloride are reported to be trimethylamine (max 500 ppm), ethylene glycol (500 ppm), organic purities (TMS, glycol, chloroethanol; max 1500 ppm), color (max 50 hazen), heavy metals (i.e., lead; 20 pm).<sup>22</sup>

Available sources of carnitine are reported to be > 99% pure.<sup>17</sup>

Available sources of acetyl carnitine HCl are reported to be 98.5% to 100.0% pure.<sup>23</sup> Lead was reported to be present at < 20 ppm and sulfated ash at  $\leq 0.30\%$ .

### **Polymers**

Polyquaternium-28 was reported to be >99% pure.<sup>19</sup> The maximum content of the residual monomer was reported to be <1%.

## **USE**

### **Cosmetic**

According to information supplied to the Food and Drug Administration (FDA) by industry as part of the Voluntary Cosmetic Registration Program (VCRP), cetrimonium bromide was used in a total of 37 cosmetic formulations at the time of the first safety assessment, 1997 (Table 12).<sup>1</sup> No use concentrations were reported at that time. Currently, VCRP data indicated that cetrimonium bromide was reported to be used in 68 cosmetic products (FDA 2009). A survey of current use concentrations conducted by the Personal Care Products Council (Council) reported a range from 0.1% to 2%.<sup>24</sup>

Cetrimonium chloride was used in a total of 162 cosmetic formulations at the time of the first safety assessment.<sup>1</sup> Currently, VCRP data indicated that cetrimonium chloride was reported to be used in 959 cosmetic products.<sup>25</sup> A survey of current use concentrations reported a range from 0.0008% to 10%.<sup>24</sup>

Steartrimonium chloride was used in a total of 6 cosmetic formulations at the time of the first safety assessment.<sup>1</sup> Currently, VCRP data indicated that cetrimonium chloride was reported to be used in 40 cosmetic products.<sup>25</sup> A survey of current use concentrations reported a range from 0.06% to 4%.<sup>24</sup>

The straight-chain alkyl trimonium ingredients have reported uses mostly in hair care products at 0.0005% to 10% rinse-off at and 0.001% to 4% in leave-on products (Table 13).<sup>24,25</sup> No uses or concentrations of use were reported for ceteatrimonium chloride, cetrimonium saccharinate, cetrimonium tosylate, cocotrimonium methosulfate,

dodecylhexadecyltrimonium chloride, hydrogenated palmtrimonium chloride, hydrogenated tallowtrimonium chloride, laurtrimonium bromide, laurtrimonium trichlorophenoxide, octacosatrimonium chloride, octyldodecyltrimonium chloride, steatrimonium bromide, steatrimonium methosulfate, and steatrimonium saccharinate.

The amide trimonium ingredients have reported uses mostly in hair care products at 0.00001% to 3% in rinse-off and 0.00001% to 2% leave-on products (Table 14). No uses or concentrations of use were reported for: acetamidoethyl PG-trimonium chloride, acetamidoethoxybutyl trimonium chloride, babassuamidopropyltrimonium chloride, hydroxystearamidopropyl trimonium chloride, hydroxystearamidopropyl trimonium methosulfate, olivamidopropyltrimonium chloride, ricinoleamidopropyltrimonium chloride, ricinoleamidopropyltrimonium methosulfate, stearamidopropyl trimonium methosulfate, stearoxypropyltrimonium chloride, and stearamidopropyl trimonium methosulfate.

The alkanol trimonium ingredients and related ethers/esters/acids are mostly used in skin care and make-up products (Table 15).<sup>25</sup> Concentration of use data will be provided based on a survey to be conducted by the Council.

Within the VCRP, there is a listing for carnitine and carnitine-l.<sup>25</sup> Carnitine-l is not an ingredient in the *International Cosmetic Ingredient Dictionary and Handbook* so it is not listed in Table 15. However, carnitine is a mixture of carnitine-d and carnitine-l. Carnitine-l uses may be relevant. Carnitine-l was reported to be used in 1 other hair care product; 2 body and hand creams, lotions, powders and sprays; 3 moisturizers; and 6 other skin care products.

The glycol trimonium ingredients are used in hair and skin care products (Table 16).<sup>24,25</sup> Dihydropropyltrimonium chloride was reported to be used in leave-on products at 0.05%; there were no data available for rinse-off products.

The trimonium polymers are mostly used in hair care products (Table 17).<sup>25</sup> Concentration of use data from the Council is expected.

In the European Union (EU), cetrimonium chloride and steatrimonium chloride were reported to be used as a preservative at up to 0.1%. They are also used in rinse-off hair care products at up to 2.5%, leave-on hair products at up to 1.0% and in leave-on facial cream products at up to 0.5%.<sup>26</sup>

In the EU, behentrimonium chloride was reported to be used as a preservative at up to 0.1%. It was reported to be also used in rinse-off hair care products at up to 5.0% as well as leave on hair care products and facial creams at up to 3.0%.<sup>26</sup>

#### **Non-Cosmetic**

#### **Straight- and Branched-Chain Alkyl Trimonium Compounds**

Laurtrimonium bromide was reported to be used for the separation and purification of DNA fragments.<sup>27</sup>

A commercial product containing cetrimonium bromide (and other quaternary ammonium salts) was reported to be used as a topical antiseptic.<sup>1</sup>

#### **Alkanol Trimonium Compounds**

Choline was reported to be used or potentially used for the treatment of toxicity by *N*-methyl-D-aspartate.<sup>28</sup> Choline was reported to be considered generally recognized as safe (GRAS) by the FDA.

Choline and carnitine are reported to be used as dietary supplements.<sup>29,30</sup>

## **ABSORPTION, DISTRIBUTION, METABOLISM, AND EXCRETION**

### **Oral**

*Orally administered cetrimonium bromide was poorly absorbed by the intestinal tract of rat and recovered in the feces.*

*There were no data on amide trimonium ingredients.*

*Choline consumed in the diet was reported to be absorbed from the lumen of the small intestine. Choline was reported to be obligatory to human cell survival. Choline was reported to be absorbed in the small intestine and converted to phosphatidylcholine and betaine mostly in the kidneys. Acetyl l-carnitine was reported to be maintained in the human body by dietary intake, some synthesis, and efficient renal reabsorption.*

*There were no data on glycol trimonium ingredients.*

*There were no data on the polymer ingredients.*

### **Straight- and Branched-Chain Alkyl Trimonium Compounds**

Orally administered cetrimonium bromide was poorly absorbed by the intestinal tract of rats.<sup>1</sup> Most of the test substance was recovered in the feces.

### **Alkanol Trimonium Compounds**

Choline was reported to be consumed in the diet and important to the structural integrity of cell membranes, methylation metabolism, cholinergic neurotransmission, transmembrane signaling, and lipid and cholesterol transport and metabolism.<sup>22</sup> Choline was reported to be obligatory to human cell survival. It was reported to be available in the diet as free choline and as phosphatidylcholines, such as lecithin in egg yolks, vegetables, and animal fat.

Choline consumed in the diet was reported to be absorbed from the lumen of the small intestine using transporter proteins in the enterocyte.<sup>31-34</sup> Choline can be liberated from phosphatidylcholine by pancreatic enzymes.<sup>35</sup> Some metabolism by bacteria to form betaine and methylamines was reported to be required before choline can be absorbed from the gut.<sup>36</sup> The free choline enters the portal circulation of the liver whereas phosphatidylcholine may enter via lymph in chylomicrons.<sup>37</sup>

Choline functions as a precursor for acetylcholine, phospholipids, and the methyl donor betaine.<sup>38,39</sup> The Adequate Intake (AI) for choline, the level that prevents liver damage as assessed by measuring serum alanine aminotransferase levels

was reported to be 550 mg/day of choline for men and 425 mg/day for women. There are no nationally representative estimates of the intake of choline from food or food supplements. Choline in the diet was reported to be available as free choline or was reported to be bound as esters such as phosphocholine, glycerophosphocholine, sphingomyelin, or phosphatidylcholine. The critical adverse effect from high intake of choline was reported to be hypotension, with corroborative evidence on cholinergic side effects (e.g., sweating and diarrhea) and fishy body odor. The Tolerable Upper Intake Level (UL) for adults was reported to be 3.5 g/day.

All tissues accumulate choline by diffusion and mediated transport.<sup>40</sup> A specific carrier mechanism transports free choline across the blood-brain barrier at a rate that was reported to be proportional to the serum choline concentration. In the neonate this choline transporter has a high capacity.<sup>41</sup> The rate at which the liver takes up choline was reported to be sufficient to explain the rapid disappearance of choline injected systemically.<sup>42</sup> The kidney also accumulates choline.<sup>43</sup> Some choline from the kidney appears in the urine unchanged but most was reported to be oxidized within the kidney to form betaine.<sup>44</sup> A significant portion of choline was reported to be oxidized to form betaine in the liver and kidney.<sup>45,46</sup>

Choline was reported to be phosphorylated, converted to cytidine diphosphocholine, and then converted to phosphatidylcholine in the predominant pathway for phosphatidylcholine biosynthesis.<sup>47,48</sup> In an alternative pathway, phosphatidylethanolamine was reported to be sequentially methylated to form phosphatidylcholine by the enzyme phosphatidylethanolamine-N-methyltransferase using S-adenosylmethionine as the methyl donor.<sup>49,50</sup> This was reported to be the major, and possibly only, pathway for synthesis of the choline moiety in adult mammals. It was reported to be most active in the liver but has been identified in many other tissues.<sup>51-53</sup> There are no estimates available as to the relative extent of choline obtained from cell turnover.

Acetyl L-carnitine was reported to be maintained in the human body by dietary intake, some synthesis, and efficient renal reabsorption.<sup>54</sup> Dietary carnitine was reported to be absorbed by active and passive transfer in the intestine. Food provides 54% to 87% of carnitine. The kidneys are an important regulator of carnitine homeostasis. At normal levels, reabsorption of carnitine in the kidneys was reported to be efficient (90% to 99% of filtered load). Renal reabsorption decreases when the circulating carnitine load increases. Circulating carnitine was reported to be distributed between large and slow turnover (i.e., muscle) and small and rapid turnover (i.e., liver, kidney, and other tissues). At normal dietary intake levels, whole-body turnover in humans was reported to be 38 to 119 h.

## **Dermal**

*Cetrimonium bromide and cetrimonium chloride did not penetrate the skin.*

*Acetamidoethyl PG-trimonium did not penetrate the skin well*

*Choline chloride do not penetrate the skin well*

*There were no data on the glycol trimonium ingredients.*

*There were no data on the trimonium polymer ingredients.*

### **Straight- and Branched-Chain Alkyl Trimonium Compounds**

A percutaneous absorption study showed that 59% of 1% cetrimonium bromide penetrated rat skin after 15 min; 0.93% of 0.5% cetrimonium bromide in a hair rinse formulation penetrated after 5 min of exposure followed by rinsing; and 3.15% of 3.0% cetrimonium bromide in water penetrated after 15 min of exposure.<sup>1</sup>

Dehyquart A-CA (25% cetrimonium chloride in a 3.5% emulsion; 25 mg/cm<sup>2</sup> 100 mg on 4 cm<sup>2</sup>) was applied to the dermatomed, thawed, full thickness skin (1000 µm; n = 6) of the back and flank of castrated male pigs in a diffusion chamber for 30 min.<sup>55</sup> The test substance was then washed off and the receptor fluid sampled up to 72 h. At 72 h, the amount of test substance in the receptor fluid was below detection limit,  $0.7 \pm 0.6\%$  in the stratum corneum,  $0.3 \pm 0.3\%$  in the dermis,  $1.0 \pm 0.9\%$  total in the skin,  $90.2 \pm 4.5\%$  in the rinsing solution,  $17.1 \pm 6.2\%$  in the spatula/swabs/pipette, and  $107.4 \pm 6.1\%$  total in the apparatus. Total recovery was  $108.4 \pm 6.3\%$ . The authors concluded that cetrimonium chloride may not be systemically available by a dermal route.

### **Amide Trimonium Compounds**

A manufacturer reported that acetamidoethyl PG-trimonium was not expected to be absorbed through the skin or be toxic from dermal contact.<sup>56</sup> No further information was provided.

### **Alkanol Trimonium Compounds**

Full thickness human skin (n = 12) was used in a Franz cells to test the penetration of radio-labeled choline chloride (5%) with and without occlusion.<sup>57</sup> Samples were taken up to 24 h. At 24 h, 0.457 µg/cm<sup>2</sup> choline had penetrated into the receptor chamber for occluded skin and 0.383 µg/cm<sup>2</sup> for unoccluded skin, 0.127% and 0.110% of the applied dose, respectively. There was no statistical difference in these results. Total absorption (epidermis, dermis, and receptor fluid) was 7.42 µg/cm<sup>2</sup> (1.9%) and 13.86 µg/cm<sup>2</sup> (3.43%) for occluded and unoccluded skin. Most of the choline remained in the epidermis and dermis. The authors concluded that choline chloride has a low potential for percutaneous absorption.

### **Intravenous and Subcutaneous**

*Cetrimonium bromide was rapidly excreted in the urine and feces.*

*There were no data on amide trimonium ingredients.*

*After carnitine was injected into pregnant mice, the highest concentrations of carnitine were in the liver, placenta, kidney, myocardium and choroid plexus in the dam and the fetuses.*

*There were no data on glycol trimonium ingredients*

*There were no data on the trimonium polymer ingredients.*

#### **Straight- and Branched-Chain Alkyl Trimonium Compounds**

Cetrimonium bromide was rapidly excreted in the urine and feces.<sup>1</sup>

#### **Alkanol Trimonium Compounds**

[<sup>14</sup>C]Carnitine (100 µCi/kg) was injected i.p. into pregnant CD-1 mice on day 17 of pregnancy.<sup>58</sup> At 1, 2, 3, and 6 h after the injection, the mice were killed and a full body x-ray was performed. The highest concentrations of carnitine were in the liver, placenta, kidney, myocardium and choroid plexus. No carnitine was observed in the brains of the fetuses or the dam. There was carnitine in the fetuses but than in the dam, but the distribution was similar and increased with time. Carnitine crossed the placental barrier.

#### **Hepatic Metabolism**

Palmitoyl-L-carnitine was reported to be hydrolyzed the human liver, mainly associated with the mitochondria.<sup>59</sup>

#### **Miscellaneous Studies**

#### **Penetration Enhancement and Inhibition**

*Cetrimonium bromide enhanced dermal penetration at concentrations below 0.5% and inhibited penetration above 1.0%.*

*There were no data on amide trimonium ingredients*

*Palmitoyl carnitine enhanced dermal penetration; acetyl carnitine (with a shorter alkyl chain) did not.*

*There were no data on glycol trimonium ingredients*

*There were no data on the trimonium polymer ingredients.*

#### **Straight- and Branched-Chain Alkyl Trimonium Compounds**

Cetrimonium bromide (in an emulsion) enhanced penetration of phenylazoaniline (pH 7.0), benzocaine (pH 7.0), and benzoic acid (7.0%) up to 0.5% in a Franz cell using dialysis or hydrophobic polydimethylsiloxane membrane (PDMS) membranes.<sup>60</sup> Concentrations above 0.5% were less effective until penetration was inhibited at  $\geq 1.0\%$ . Cetrimonium bromide inhibited penetration of benzoic acid (pH 3.0) and phenol (pH 7.0). The authors suggested that micellar solubilization of lipophilic model drugs resulted in a reduction in membrane transport model drug-CTAB complexation at the oil-water interface and in the continuous phase reduced rates of transport of phenylazoaniline and benzoic acid.

#### **Alkanol Trimonium Compounds**



Palmitoyl carnitine (0.2 mM) was reported to enhance the penetration of Lucifer yellow and ruthenium red across Caco-2 monolayers by ~10-fold and ~20-fold, respectively.<sup>61</sup> Acetyl carnitine (with a shorter alkyl chain) did not enhance penetration. Palmitoyl carnitine did not enhance the penetrations by PEG 4000. The authors suggest that since there was no damage to the epithelium observed and there was rapid reversal of the effects with the removal of palmitoyl carnitine, the penetration enhancement was not due to cell lysis.

Nasal administration of palmitoyl carnitine (20%) simultaneously with human growth hormone increased the peak penetration by 260%, area under the absorption curve by 64%, and bioavailability by 12.2% in male Wistar rats (n = 5).<sup>62</sup>

### **Cytotoxicity**

*Mixed results were reported for the cytotoxicity of laurtrimonium chloride, cetrimonium bromide, cetrimonium chloride to hepatocyte and, erythroleukemic cells. Cetrimonium chloride promoted cell growth below 0.1 µg/ml and was toxic above 3 µg/ml in keratinocytes.*

*There were no data on amide trimonium ingredients.*

*There were no data on alkanol trimonium ingredients.*

*There were no data on glycol trimonium ingredients*

*There were no data on the trimonium polymer ingredients.*

### **Straight- and Branched-Chain Alkyl Trimonium Compounds**

The lethal concentration of laurtrimonium chloride for rat primary hepatocytes was > 0.048 µl/ml.<sup>63</sup>

Human K562 erythroleukemic cells were incubated with cetrimonium bromide (0.1 to 10 µM) for 5 days (n = 3).<sup>64</sup> Cell growth decreased in a dose dependent manner compared to controls. When in a liposome suspension or micellar solution, cell growth decreased in a dose dependent manner; the IC<sub>50</sub>'s were 0.88 and 0.62 mM, respectively.

Human keratinocytes from foreskins were incubated in cetrimonium chloride for 3 days.<sup>65</sup> Metabolism was then measured using tetrazolium dye. Concentrations > 3 µg/ml completely inhibited dye reduction. At 0.8 µg/ml, there was no inhibition of dye reduction. Concentrations between 0.01 and 0.1 µg/ml enhanced dye reduction. Measurement of DNA content revealed that at these low concentrations, cetrimonium chloride had a stimulatory effect on cell proliferation.

### **Intestinal Effects**

#### **Straight- and Branched-Chain Alkyl Trimonium Compounds**

Intestines from adult male Wistar rats were incubated in cetrimonium bromide ( $5 \times 10^{-5}$  and  $1 \times 10^{-4}$  l).<sup>66</sup> Examination showed many discharging or empty goblet cells. There was a tendency to swelling of more epithelial cells in the extrusion zone. Otherwise, the sacs did not differ much from incubated controls. The high dose group exhibited separation and

sometimes disruption of mitochondrial cristae.

## **Bacterial Effects**

### **Straight- and Branched-Chain Alkyl Trimonium Compounds**

Laurtrimonium bromide was found to inhibit the adherence of bacteria on catheters better than controls and tridodecylmethylammonium chloride and as well as tridodecylammonium chloride.<sup>67</sup>

The minimum inhibitory concentration (MIC) of cetrimonium bromide was 16 µ/ml for *E. coli* and 128 µg/ml for *Pseudomonas aeruginosa*.<sup>68</sup> The authors suggested that cetrimonium bromide was able to disrupt membrane function of Gram negative bacteria. In addition to and simultaneously with this disruption, this ingredient can also chelate K<sup>+</sup> ions from the bathing medium.

The EC<sub>50</sub>s for cetrimonium bromide and laurtrimonium bromide for *Salmonella typhimurium* was  $4.88 \pm 0.08 \times 10^{-6}$  M and  $75.00 \pm 3.90 \times 10^{-6}$  M, respectively.<sup>69</sup> The MICs were  $1.65 \times 10^{-4}$  and  $4.86 \times 10^{-4}$  M, respectively.

## **ANIMAL TOXICOLOGY**

### **Acute Oral Toxicity**

*The oral LD<sub>50</sub> of straight- and branched-chain alkyl trimoniums ranged from 490 to 5000 mg/kg for rats and 400 to 633 mg/kg for mice.*

*The oral and dermal LD<sub>50</sub> of acetamidoethyl PG-trimonium for rats was reported to be > 2000 mg/kg.*

*Oral LD<sub>50</sub> was reported to be between 3150 and  $\geq 5000$  mg/kg for choline chloride in rats and 3900 and 6000 mg/kg in mice.*

*For behenoyl PG-trimonium chloride, the oral LD<sub>50</sub> was reported as 3700 and > 2000 mg/kg for rats, 3200 mg/kg for rabbits, and 2800 mg/kg for guinea pigs.*

*The oral LD<sub>50</sub> of quaternium-28 for rats was reported to be > 5 g/kg.*

### **Straight- and Branched-Chain Alkyl Trimonium Compounds**

The oral LD<sub>50</sub> of laurtrimonium chloride in Sprague Dawley CD rats (n = 5) was 490 mg/kg (confidence interval 420 to 570 mg/kg) in one study and 560 mg/kg (500 to 630 mg/kg) in another.<sup>63</sup>

The oral LD<sub>50</sub> of 40% w/v cetrimonium chloride was 1000 mg/kg for rats.<sup>1</sup> In Swiss-Webster mice, the oral LD<sub>50</sub> as between 400 and 600 mg/kg.<sup>63</sup>

The oral LD<sub>50</sub> of stearttrimonium chloride was 633 mg/kg for male mice and 536 mg/kg for female mice.

Unpublished studies of the acute oral toxicity of cetrimonium and stearttrimonium chloride that were reported by the

European Union's Committee on Consumer Products (SCCP) are shown in Table 18.<sup>55</sup> The LD<sub>50</sub> for these trimonium ingredients ranged from ~700 to 2970 mg/kg for rats.

A material safety data sheet reported the LD<sub>50</sub> for behentrimonium chloride for rats to be > 4 g/kg. No further information was provided.<sup>12</sup>

The combined LD<sub>50</sub> for tallowtrimonium chloride for Sprague-Dawley CFY rats was 1260 (c.i. 1061 to 1496) mg/kg, 1289 (c.i. 1145 to 1444) mg/kg for males, and between 1000 and 2000 mg/kg for females.<sup>63</sup>

### **Amide Trimonium Compounds**

A material safety data sheet states that oral ingestion of acetamidoethyl PG-trimonium may result in irritation of the gastrointestinal tract and gastrointestinal discomfort which may include nausea, vomiting, or diarrhea.<sup>56</sup> Acetamidoethyl PG-trimonium was reported to be slightly toxic if swallowed. No acute target organ toxicity other than what is mentioned above was reported to be expected. The oral and dermal LD<sub>50</sub> for rats was reported to be > 2000 mg/kg.

### **Alkanol Trimonium Compounds**

Oral LD<sub>50</sub> was reported to be between 3150 and ≥ 5000 mg/kg for choline chloride in rats.<sup>22</sup> Clinical symptoms after ingestion were restlessness, increased respiration, hypoactivity, convulsions, ruffled coat, staggered gait, and dyspnea. There was some diarrhea. At necropsy, 3 or 10 rats had inflamed lungs.

The oral LD<sub>50</sub> of choline chloride in mice was reported to be in the range of 3900 and 6000 mg/kg.<sup>22</sup>

The oral LD<sub>50</sub> of choline chloride was 340 mg/kg for ICR mice and > 200 mg/kg for Sprague-Dawley rats.<sup>70</sup>

The oral LD<sub>50</sub> of choline HCl in Swiss CD-1 holoxenic mice was 3900 mg/kg.<sup>71</sup> All animals showed salivation, lacrimation, respiratory depression, and convulsions prior to death. The maximum cholinergic effects were observed within the first hour, and all the animals died during the first 24 h of observation. The LD<sub>0</sub> was 2000.

### **Glycol Trimonium Compounds**

For behenoyl PG-trimonium chloride, the oral LD<sub>50</sub> was reported as 3700 and > 2000 mg/kg for rats, 3200 mg/kg for rabbits, and 2800 mg/kg for guinea pigs.<sup>18</sup>

### **Polymers**

The oral LD<sub>50</sub> of quaternium-28 for rats was reported to be > 5 g/kg.<sup>19</sup>

## **Acute Dermal Toxicity**

*The dermal LD<sub>50</sub> of cetrimonium chloride was 4.3 ml/kg in rabbits. Tallowtrimonium chloride (4.0 ml/kg) applied to the intact and abraded skin of rabbits resulted in 100% mortality.*

*There were no data on amide trimonium ingredients.*

*There were no data on alkanol trimonium ingredients.*

*The dermal LD<sub>50</sub> for rabbits was reported to be 13,000 mg/kg for behenoyl PG-trimonium chloride.*

*There were no data on the trimonium polymer ingredients.*

### **Straight- and Branched-Chain Alkyl Trimonium Compounds**

The dermal LD<sub>50</sub> of cetrimonium chloride was 4.3 ml/kg in New Zealand white rabbits (3 males, 3 females); 50% of the rabbits died at the only dose administered.<sup>63</sup> All rabbits exhibited normal behavior until day 3 when the rabbits became lethargic, had depressed reflexes and were cold to the touch. They defecated little or none and had clear fluid coming from their noses and mouths. There was reddening of the nictitating membranes and eyelids. There was substantial weight loss. Skin irritation was noted after 24 h of exposure, including slight to severe erythema, moderate or severe edema, and whitening of the skin. On day 3, there was moderate or severe atonia and moderate or marked coriaceous skin from day 2. Fissuring was observed in 3 rabbits and desquamation in 1. Necropsy revealed brown, liquid fecal matter, lungs adhered to the chest wall, lungs white and filled with white granular pockets, gall bladder enlarged and brownish or clear fluid around the nose and mouth. No visible lesions were observed in the rabbits that survived the 14-day observation period.

Tallowtrimonium chloride (4.0 ml/kg) applied to the intact and abraded skin of New Zealand white rabbits (3 males, 3 females) resulted in 100% mortality between days 3 and 8 of observation.<sup>63</sup> Clinical signs included drooping head and ears, increased respiration rate, increased heart rate, ataxia, depression, excessive salivation, reduced motor reflexes, reduced or lack of feed consumption and defecation. Moderate to skin irritation was observed. There was dilation of dermal blood vessels, gastrointestinal tract, and the brain surface. There was enlarged renal blood vessels and posterior vena cava. The pituitary was dark red to purple.

Three of 6 New Zealand white rabbits (3 males, 3 females) died during the 24-hour dermal administration of tallowtrimonium chloride (4.7 mg/kg).<sup>63</sup> Two more died during the 14-day observation period.

### **Glycol Trimonium Compounds**

For behenoyl PG-trimonium chloride, the dermal LD<sub>50</sub> for rabbits was reported to be 13,000 mg/kg.<sup>18</sup>

## **Acute Intravenous Toxicity**

### **Straight- and Branched-Chain Alkyl Trimonium Compounds**

Intravenous (through tail vein) LD<sub>50</sub> for female SPF-bred NMRI mice and female Sprague-Dawley rats for various alkyltrimethylammonium bromides range from 2.8 to 20 mg/kg for mice and 5.5 to 44 mg/kg in rats (Table 19).<sup>72</sup> The LD<sub>50</sub>s increased with the length of the alkyl group. Most animals that died did so within 1 min from apparent respiratory failure. The rest died within 20 min and had tail necrosis.

#### **Alkanol Trimonium Compounds**

No data were available on alkanol trimonium compounds themselves. Data were found for choline HCl.

The LD<sub>50</sub> of choline HCl in Swiss CD-1 holoxenic mice was 53 mg/kg i.v.<sup>71</sup> All animals showed salivation, lacrimation, respiratory depression, and convulsions prior to death. The maximum cholinergic effects were observed within the first hour, and all the animals died during the first 24 h of observation. The LD<sub>0</sub> was 21.5 mg/kg i.v.

#### **Acute Intraperitoneal Toxicity**

##### **Glycol Trimonium Compounds**

The i.p. LD<sub>50</sub> of choline chloride (50% powder containing 29% colloidal silicic acid and 21% water) was reported to be 225 mg/kg in male and female mice (calculated for pure choline chloride). Mice died within 2 min at 1600 mg/kg, at 1 h at 640 and 800 mg/kg, and at 1 day at 500 mg/kg. Clinical signs were abdominal position, increased respiration rate, convulsions, dyspnea, exophthalmus, and cyanosis immediately after administration. Occasional adhesions in the liver were observed at necropsy.

Male albino rats (n = 14) injected with choline at 45 mg/kg had 29% mortality; guinea pigs (n = 45) had 20% mortality.<sup>73</sup> When injected with 60 mg/kg, rats (n = 20) had 60% mortality and the guinea pigs (n = 39) had 74% mortality. Animals that lived longer than 30 min survived in most cases.

#### **Acute Inhalation Toxicity**

##### **Straight- and Branched-Chain Alkyl Trimonium Compounds**

A material safety data sheet (MSDS) included information that acetamidoethyl PG-trimonium in water (concentration not provided) was not expected to be toxic by inhalation.<sup>56</sup> No other information was provided.

#### **Short-term Oral Toxicity**

*The short-term oral NOAEL was 100 mg/kg for cetrimonium chloride for rats.*

*There were no data on amide trimonium ingredients.*

*No effects were observed for mice orally administered choline at 200 mg/kg/d and rats administered 1.2 mmol/kg/k carnitine.*

*There were no data on glycol trimonium ingredients*

*There were no data on the trimonium polymer ingredients.*

### **Straight- and Branched-Chain Alkyl Trimonium Compounds**

Sprague-Dawley CD rats (n = 10/sex plus 5/sex in high dose group for recovery study) were orally administered cetyltrimethylammonium chloride (24% to 26% cetrimonium chloride; 0, 30, 100, and 300 mg/kg) 5 days/week for a total of 23 or 24 applications.<sup>55</sup> The recovery group was allowed to recover for 27 days. There were no effects to survival, feed consumption, or body weight. The males in the high dose group had increased water consumption compared to controls. No treatment effects were observed through ophthalmological and hematological examination. Clinical chemistry parameters were unaffected by treatment except a small increase (but within the range of historical controls) in serum alanine aminotransferase (ALT) in both sexes in the high dose group. There was a slight increase in absolute and relative adrenal weights and a decrease in absolute and relative spleen weights in males. Necropsy revealed a thickening of the forestomach mucosa, associated with edema and sporadic ulceration in males and females in the high dose group. Inflammatory edema in the forestomach mucosa, sporadic ulceration, and acanthosis up to papillomatous hyperplasia was observed in both sexes in the high dose group at microscopic examination. No histopathological or microscopic alterations were observed in the mid and low dose groups. All treatment-related effects were reversed following the recovery period. The authors concluded that the oral no observed adverse effect level (NOAEL) was 100 mg/kg.

### **Alkanol Trimonium Compounds**

Choline (200 mg/kg) was orally administered to Balb/c mice of both sexes (n = 10) daily for 28 days.<sup>39</sup> Saline served as the control. No effects to body weights, organ weights, hematological parameters, splenic cell counts, pathology of the organs, and clinical bio-chemistry were reported.

Wistar rats (*Rattus norvegicus*) were administered L-carnitine and DL-carnitine (1.2 mmol/kg/d) in drinking water for 7 days.<sup>74</sup> Neither carnitine had an effect on glycemia, food ingestion, or water consumption. Both groups increased free carnitine in the blood.

### **Short-Term Dermal Toxicity**

#### **Straight- and Branched-Chain Alkyl Trimonium Compounds**

A 28-day dermal toxicity test using rabbits of 0.5% cetrimonium chloride produced mild, transient dermal irritation.<sup>1</sup>

### **Short-Term Choline Toxicity**

*Short-term i.p. administration of choline at 200 mg/kg to mice had no effects to body weights, organ weights, hematological parameters, splenic cell counts, pathology of the organs, and clinical biochemistry. Short-term administration i.p. of choline at 50 mg/kg/d to guinea pigs resulted in lung lesions.*

## **Intraperitoneal**

Choline (200 mg/kg) was administered i.p. to Balb/c mice of both sexes (n = 10) every other day for 28 days.<sup>39</sup> Saline served as the control. No effects to body weights, organ weights, hematological parameters, splenic cell counts, pathology of the organs, and clinical bio-chemistry except for increased creatinine levels were reported.

Male guinea pigs (n = 10) were administered choline (50 mg/kg/d) 5 days/week for 8 weeks (40 doses).<sup>75</sup> The controls (n = 5) were untreated. They were then killed and necropsied. The guinea pigs developed lung lesions consisting of peripheral nodules of small cells, neoplastic bronchiolar epithelium, carcinomatous lesions, and changes in the pleural surface.

## **Intranasal**

Choline (200 mg/kg) was administered nasally under light anesthesia to Balb/c mice of both sexes (n = 10) every other day for 28 days.<sup>39</sup> Saline served as the control. No effects to body weights, organ weights, hematological parameters, splenic cell counts, pathology of the organs, and clinical bio-chemistry were observed.

## **Subchronic Dermal Toxicity**

### **Straight- and Branched-Chain Alkyl Trimonium Compounds**

Ammonium, hexadecyltrimethyl-, chloride (54.5% in aqueous isopropanol) was used to dermally administer cetrimonium chloride (0 and 0.5%; 2 ml/kg; 10 mg/kg cetrimonium chloride) to the clipped skin of New Zealand white rabbits (n = 10; 5 males, 5 females) for 5 days/week for 4 weeks.<sup>55</sup> Skin was abraded with a clipper head prior to each application. Treated skin was cleaned with water after 6.5 to 7 h. Two control rabbits died during the study. There were no treatment-related effects to body weight, hematology, organ weight, gross necropsy findings, or histopathology except that treated areas of the skin had mild to marked acanthosis with active mitosis, hyperkeratosis, and necrosis of the epidermis and hair follicles, with some encrustation and exudates. Slight to moderate erythema was observed in all treated rabbits from days 4 to 8; it disappeared in 4 rabbits by day 17. Very slight to slight edema was observed from days 6 to 12 in 4 rabbits; it subsided by day 17. There was intermittent slight edema during week 4 in 2 rabbits and 1 rabbit developed edema on day 20. There was no desquamation or coriaceousness observed. Three rabbits had slight atonia up to week 4. Slight skin fissuring was observed in most of the treated rabbits that typically disappeared by the end of the study. The authors concluded that the skin changes were due to local irritation and not evidence of systemic toxicity. The dermal no observed effects level (NOEL) was 10 mg/kg/d.

## **Subchronic Intraperitoneal Toxicity**

### **Alkanol Trimonium Compounds**

Male albino rats (n = 25) were administered i.p. choline chloride (0, 45, 148.5, 225 mg/kg; 0, 0.1, 0.33 or 0.5 x LD<sub>50</sub>

of 450 mg/kg) for up to 8 months.<sup>76</sup> The rats were killed at 1, 3, or 8 months and necropsied. After the injections, the rats were initially excited and active, and then became dull and sluggish. Weight gains were similar between groups except for the mid dose at 3 months, which was greater. There was a dose dependent decrease in relative lung weight at 1 month and an increase in the high dose group at 3 months. There was a decrease in relative weight of the liver and thymus at 1 month, which, in the thymus, continued to 8 months. In the high dose group, relative weights of the peripheral lymph nodes were increased. There was a dose dependent reduction in thymocytes at 8 months. Peripheral lymph nodes had increased cell counts in all doses at 1 month and decrease until 8 months. Regional lymph nodes had reduced cell counts at 8 months in the mid and high dose groups. At 3 months in the mid dose group, cuboidal bronchiolar epithelium, collections of lymphoid cells around blood vessels and bronchiols were observed. The high dose group had collections of plasma cells and lymphocytes around bronchiovascular structures.

### **Chronic Oral Toxicity**

#### **Straight- and Branched-Chain Alkyl Trimonium Compounds**

Rats administered cetrimonium bromide at 10, 20, and 45 mg/kg/day in their drinking water for 1 year exhibited decreased body weight gain in the high dose group.<sup>1</sup>

Cetyltrimethylammonium chloride (24% to 26% cetrimonium chloride, 45 mg/kg; 10.70 to 11.70 mg/kg) in drinking water for 1 year decreased body weights and growth rates in rats, which was more pronounced in males.<sup>55</sup>

#### **Alkanol Trimonium Compounds**

Fischer 344 rats (n not provided) were administered choline chloride (500 mg/kg/d) in feed for 72 weeks followed by 30 weeks of observation.<sup>77</sup> Necropsy was performed at 103 weeks. Survival rates, body weights, and relative liver weights were not affected by treatment. There was no increase in the number of liver nodules, hepatocellular carcinomas, lung tumors, leukemia, or other tumors in the treated rats compared to controls. The NOAEL was  $\geq 500$  mg/kg/d.

Male CD1 mice were fed choline-rich (1.6%; n = 6), choline-deficient (0%; n = 7), or normal choline (0.36%; n = 9) diets for 20 to 24 months. There were no differences in body weight throughout the experiment. There were no differences in mortalities and these were similar to historical survival for this strain of mice. There were no differences in dendritic spine densities.

Baboons (n = 24; *Papio hamadryas*) were orally administered normal or increased levels of choline (100 or 500 mg/1000 calories) in their feed for 3 to 4 years. Weights were steady or slightly increased throughout the study. Serum transaminases and glutamate dehydrogenase activity were increased in the high dose group. Bilirubin was increased, albumin



was decreased, and total protein was similar in the high dose group.

CD-1 mice were orally administered choline (0 [n = 23] or 1.6% [n = 17]) in feed for 20 to 24 months.<sup>78</sup> The rats were killed and the brains examined. There were not differences in body weights over the course of the experiment. There were no differences in the concentrations of choline in the striatum, hippocampus, or the cortex between groups.

Fischer 344 rats (n not provided) were administered choline chloride (500 mg/kg/d) in feed for 72 weeks followed by 30 weeks of observation.<sup>77</sup> Necropsy was performed at 103 weeks. Survival rates, body weights, and relative liver weights were not affected by treatment. There were no increases in the number of liver nodules, hepatocellular carcinomas, lung tumors, leukemia, or other tumors in the treated rats compared to controls. The NOAEL was  $\geq 500$  mg/kg/d.

### **Chronic Intraperitoneal Toxicity**

#### **Alkanol Trimonium Compounds**

Male albino rats (n = 10) were administered i.p. choline chloride (25 mg in distilled water) 5 days/week.<sup>79</sup> Two of the rats were then killed and the lungs necropsied at 90, 180, and 330 days. Controls (n = 5) were administered saline intratracheally. Three rats died in the treatment group, none in the control group. At necropsy, the lungs were light pink in color at 90 and 180 days. At 330 days, small white patches appeared on the lobes and the cut surface also revealed clear white mass. At 90 days, sections of lung showed cuboidal type of bronchiolar epithelium along with prominent musculature of the bronchioles and blood vessels. Heavy collections of lymphoid cells around bronchioles were observed together with dilation of lymphatic vessels. A collection of macrophages with pigments as inclusions were observed at the pleural surfaces. Few giant cells were observed in the parenchyma along with adenomatoid changes. At 180 days, the lungs had hyperreactive ciliated bronchiolar epithelium and mucus adhering on the top of the epithelial lining. The muscles around bronchioles and blood vessels were hypertrophied and found in patches. Heavy collections of plasma cells and lymphocytes were around bronchioles and larger blood vessels. The alveolar macrophages were very prominent and laden with yellowish black pigment. Sporadically, adenomatoid changes of bronchiolar epithelium were found which were more prominent at 330 days. Examination of the musculature of the bronchioles revealed prominent eosinophilic characteristic and lumen filled with cell debris with slight thickening of pleura.

### **Ocular Irritation**

*In in vivo tests, cetrimonium bromide and cetrimonium chloride was a severe ocular irritant that caused irreversible damage at 25%. Steartrimonium chloride was rated an irritant in several studies. In in vitro tests, laurtrimonium bromide, cetrimonium chloride, steartrimonium chloride, and behentrimonium chloride were rated mild to severe ocular irritants.*

*Acetamidoethyl PG-trimonium may cause minor irritation with corneal involvement of visual impairment.*

*Choline chloride was not an irritant. Polyquaternium-28 was rated a minimal irritant. Choline chloride, carnitine and carnitine HCl may be ocular irritants in in vitro tests.*

*There were no data on glycol trimonium ingredients.*

*Polyquaternium-33 was reported to be listed an ocular irritant.*

### **Straight- and Branched-Chain Alkyl Trimonium Compounds**

Laurtrimonium bromide ( $2 \times 10^{-3}$  to  $10^{-2}$ ), when placed in contact only with the epithelium side (outside) of the cornea, produced dose-related development of opacity starting at  $10^{-3}$ .<sup>80</sup> Compared to other surfactants tested, the order of efficacy was laurtrimonium bromide > sodium lauryl sulphate > Tween 20. After incubation and opacity reading the epithelium

In a bovine corneal opacity and permeability (BCOP) assay of cetrimonium chloride (10% in minimal essential medium) had a mean score of 66.4 over 12 laboratories.<sup>81</sup> The ratings for this test are: 0-25, mild irritant; 25.1-55, moderate irritant;  $\geq 55.1$ , severe irritant.

In several in vivo tests, cetrimonium chloride was found to be irritating and caused damage to the eyes of rabbits and rats as low as 0.01% and irreversible damage at 25% (Table 20).

In the original safety assessment, cetrimonium chloride was classified as a severe ocular irritant in in vitro studies.<sup>1</sup> In a Draize eye test (n = 3; 10% w/v), the MAS was 69.0<sup>21</sup>. The authors classified the ocular irritation potential of cetrimonium chloride as severe.

In a test comparing the Draize test and a hemoglobin denaturation assay, cetrimonium bromide (2%; 0.1 ml) was rated as a moderate irritant.<sup>82</sup> Cetrimonium bromide was rated as extremely irritating in a Draize test and bovine corneal opacity and permeability (BCOP) assay.<sup>21</sup> In an interlaboratory test comparing the Draize test and a hemolysis assay, the HC<sub>50</sub> of cetrimonium bromide was  $10.1 \pm 12.8 \mu\text{g/ml}$ .<sup>83</sup>

Cetrimonium chloride (50% active ingredient; 10  $\mu\text{l}$ ) was applied to the eye of female New Zealand albino rabbits (n = 12).<sup>84</sup> Controls (n = 4) were untreated. Macroscopic examination and in vivo confocal microscopy revealed increased damage scores compared to controls (p < .05). Histological examination revealed almost complete denudation of the corneal epithelium. Keratocyte injury was detected deep within the stroma, extending to the corneal endothelium in some eyes. There was marked death of keratocytes.

The IC<sub>50</sub>s of stearyltrimonium chloride on rabbit epithelial (SIRC) cells in an neutral red uptake (NRU) assay were 1.93 ± 0.534, 2.22 ± 2.22, 1.74 ± 0.933, 1.96 ± 0.552 µg/ml using culture medium, phosphate buffered saline (PBS), suspension in culture medium, and all 3 combined as solvents, respectively.<sup>85</sup> In the CVS assay, the IC<sub>50</sub>s were 1.27 ± 0.283, 1.17, 2.11 ± 1.12, 1.58 ± 0.752 µg/ml, respectively. The maximum average score (MAS) for the Draize test was 91.3 with a 24-h average score of 56.3.

Cetrimonium bromide and cetrimonium chloride had MAS scores of 44.00 and 25.50, respectively (0 = nonirritant; 110 = severe irritant).<sup>86</sup> Myrtrimonium bromide has a score of 42.70.

The results of testing stearyltrimonium chloride (1%, 10%, and 100%) in a hen's egg test-chorioallantoic membrane (HET-CAM) assay and a chorioallantoic membrane-trypan blue staining (CAM-TB) assay were similar to a Draize test (MAS 91.3; 24-h average score 56.3).<sup>87</sup>

Stearyltrimonium chloride was severely irritating to the eyes of rabbits and guinea pigs.<sup>1</sup> The MAS for stearyltrimonium chloride (10%) was reported to be 91.3 with a 24-h average score of 56.3. In the Chinese hamster lung cell lines that employed the crystal violet staining (CHL-CVS) test, the EC<sub>50</sub> was 4.20 ± 1.40 µg/ml.<sup>88,89</sup> In a multi laboratory study, the EC<sub>50</sub> of stearyltrimonium chloride in the SIRC-CVS assay ranged from 1.74 to 2.11 ± 1.12 µg/ml in the SIRC neutral red uptake assay.<sup>90</sup> In a multi-laboratory test of the EYTEX system, Stearyltrimonium chloride was a moderate ocular irritant.<sup>91</sup>

Quartamin 60W (28% stearyltrimonium chloride:cetrimonium chloride, 80:20; 2% in distilled water; 0.1 ml) was tested for ocular irritation in New Zealand albino rabbits (n = 3; sex not provided).<sup>55</sup> No corneal opacity or iritis was observed. Conjunctival irritation was observed up to day 7. Swelling was observed up to 48 h and continued in 2 rabbits until 72 h. All reactions had resolved by day 14. The authors concluded that the mixture at 0.56% produced transient conjunctival irritation.

Behentrimonium chloride (25% in ceteryl alcohol) was reported to be an ocular irritant.<sup>12</sup> SCCP<sup>55</sup> reported several studies of ocular irritation of behentrimonium chloride in New Zealand rabbits that show irritation at 3% and irreversible ocular damage at 10%.

### **Alkanol Trimonium Compounds**

Choline chloride (70% aqueous) was administered to one eye of a male and a female rabbit.<sup>22</sup> Saline was administered to the control eyes. The treated eyes were reddening and tearing after 10 min. Slight reddening persisted for 3 h. No eye irritation or effects to the cornea were observed after day 1 and up to 8 days.

In a BCOP assay of choline chloride (5 mg/ml; 0.5%; pH 5.3), it was not considered an irritant.<sup>92</sup>

Information in an MSDS stated that choline chloride may cause irritation, redness, and pain.<sup>15</sup>

Information in an MSDS stated that carnitine and carnitine HCl may cause eye irritation.<sup>17</sup>

## Glycol Trimonium Compounds

According to a material safety data sheet, high concentrations of Acetamidoethyl PG-trimonium may be slightly irritating to the eyes, nose, throat, and lungs.<sup>56</sup> There may be minor irritation consisting of transient redness and/or swelling. Eye contact was expected to cause minor irritation with corneal involvement of visual impairment.

## Polymers

An eye irritation test of polyquaternium-28 (20%, 0.1 ml) using New Zealand white rabbits (n = 6) was conducted.<sup>19</sup> Half of the rabbits had their eyes washed with tap water after 30 sec. Average Draize scores were 13.3, 4.0, and 2.0 at 1 h and 1 and 2 days; rinsing the eyes had little effect. Polyquaternium-28 was rated as minimally irritating to the rabbit eye.

Information in an MSDS stated that polyquaternium-33 was listed as a ocular irritant.<sup>93</sup>

## Dermal Irritation

*Cetrimonium chloride was reported to be a skin irritant at 25%, steartrimonium chloride at 20%, and behentrimonium was not an irritant at 25%.*

*There were no data on amide trimoniums.*

*Carnitine, carnitine HCL, and choline chloride may be skin irritants.*

*There were no data on glycol trimoniums.*

*Polyquaternium-33 was listed as a dermal irritant.*

## Straight- and Branched-Chain Alkyl Trimonium Compounds

In the original safety assessment, steartrimonium chloride was positive in in vivo skin sensitization studies.<sup>1</sup>

A dermal irritation prediction test of cetrimonium bromide using 3T6 mouse fibroblast cells and NCTC 2544 human keratinocyte cells in NRU assay and 3-(4,5-Dimethylthiazol-2-Yl)-2,5-Diphenyltetrazolium Bromide (MTT) assays was conducted.<sup>94</sup> Cetrimonium bromide had IC<sub>50</sub>s of 165.66 ± 19.75 and 102.6 ± 3.96 µg/ml for the 3T6 fibroblasts and 203.23 ± 16.23 and 117.87 ± 13.70 µg/ml for the NCTC 2544 keratinocytes, respectively. The authors concluded that cetrimonium bromide was more irritating than synthetic lysine-derived anionic surfactants.

In the original safety assessment, cetrimonium chloride (100%) was classified as a skin irritant in an in vitro study.<sup>1</sup>

Genamin CTAC (29% cetrimonium chloride; 0.5 ml) was tested on New Zealand albino rabbits (n = 3) under occlusion for 4 h.<sup>55</sup> There were no mortality or systemic effects observed. There were slight erythema and edema at 30 min. Grades 2 to 3 erythema and 1 to 2 edema were observed up to 72 h. Dry and brownish patch skin was observed at 48 and 72 h and at 7 days. There was hardened skin at 7 days, ablation of large scales at 7 and 14 days, and shiny skin at 14 days. Grade 2 erythema was observed at 7 and 14 days. Skin reactions had resolved at day 21. The authors concluded that the test substance

was irritating to skin at 29%.

Quartanim 60W25 (25% cetrimonium chloride; 0.5 ml) was tested on New Zealand albino rabbits (n = 3; male).<sup>55</sup> The substance was placed on shaved skin under semi-occlusive dressing for 4 h. There were no mortality or systemic effects observed. Grades 2 to 3 erythema was observed up to 14 days. Grades 1 to 2 edema was observed between 60 min and 7 days. At day 14, no edema was observed in 2 rabbits and grade 2 edema was observed in the third rabbit. Skin dryness was observed from 24 h to 14 days. The authors concluded that cetrimonium chloride was irritating to skin at 25%.

Genamin STAC (79.2% steartrimonium chloride; 0.5 g) was tested on New Zealand albino rabbits for 3 min (n = 3) and 1 h (n = 1).<sup>55</sup> The test substance was applied to shaved skin under semi-occlusion. There were no mortality or systemic effects observed. The rabbit exposed for 1 hr had grade 2 erythema up to day 22 and grade 1 edema up to 7 days. At day 22, pink new skin and a scar were noted. No erythema or edema were observed for the rabbits exposed for 3 min. The authors concluded that steartrimonium chloride at 79.2% was irritating at 4 h of exposure but not at 3 min.

Quartamin 86W (28% steartrimonium chloride:cetrimonium chloride, 80:20) was applied (2% and 20%; 0.5 ml) to the shaved skin New Zealand albino rabbits (n = 3) under a semi-occlusive patch for 4 h.<sup>55</sup> There were no mortality or observed clinical effects. The high dose group had grade 2 erythema up to 72 h then crust formation at day 7. Grade 1 edema was observed up to 72 h. The low dose had grade 1 erythema at 1, 24, and 48 h in 1 rabbit. No edema was observed. The authors concluded that steartrimonium chloride was irritating to the skin at 20% (4.08% active ingredients) and nonirritating at 2% (.408% active ingredients).

Behentrimonium chloride (5% in a solution with 0.5% methylcellulose in purified water; 0.5 ml) was applied to the shaved skin of New Zealand albino rabbits (n = 3) under semi-occlusion for 3 min.<sup>55</sup> There was no mortality or systemic effects observed. There was no erythema or edema up to 72 h. The authors concluded that a 5% solution of the test substance was non-irritating after 3 min of exposure.

Behentrimonium chloride mixed with isopropanol (concentration not provided) was reported in an MSDS to be non-irritating in vitro.<sup>11</sup> Mixed with cetearyl alcohol (proportion not provided; 25%), it was reported to be non-irritating to rabbits.<sup>12</sup> No other information was provided.

### **Alkanol Trimonium Compounds**

According to an MSDS, Carnitine and carnitine HCl may cause skin irritation.<sup>17</sup>

According to an MSDS, Choline chloride may cause irritation with redness and pain.<sup>15</sup>

### **Polymers**

According to an MSDS, Polyquaternium-33 was listed as a dermal irritant.<sup>93</sup>

## Adjuvant Effects

### Straight- and Branched-Chain Alkyl Trimonium Compounds

Female BALB/c mice were injected s.c. with ovalbumin alone, with saline, or with cetrimonium bromide (1, 10, 100, 1000 µg) followed by 1 or 2 booster doses of ovalbumin.<sup>95</sup> Not only was there no adjuvant effect of cetrimonium bromide, there was a dose dependent suppressive effect of the ovalbumin.

### Dermal Sensitization

*Cetrimonium chloride at 3% and steartrimonium chloride at 3.192% were not sensitizers. There were mixed results in dermal sensitization tests of behentrimonium chloride.*

*Acetamidoethyl PG-Trimonium was not known to be a sensitizer.*

*There were no data for alkanol trimoniums.*

*Glycol trimonium are*

*There were no data for trimonium polymers.*

### Straight- and Branched-Chain Alkyl Trimonium Compounds

A Guinea pig maximization test was performed on Quartamin 60W25 (25% cetrimonium chloride) using Dunkin-Hartley albino Guinea pigs (n = 20; 10 male, 10 female; control group n = 10; 5 male, 5 female).<sup>26</sup> Induction was at 3% (0.75% active) and challenge at 0.5% (0.126% active ingredient). There were no deaths or clinical signs in the test group. At the first challenge, 3 males of the treatment group and 1 female in the control group had mild erythema. Three males and 1 female in the control group also had mild erythema on the vehicle-treated side. At 48 h, no skin reactions were observed. Histopathology on all skin showed erythema. Reactivity to the vehicle was similar in both groups. The authors concluded that the results were unclear.

A Buehler test on Genamin CTAC (30% cetrimonium chloride) using Pirbright white Guinea pigs (n=6).<sup>55</sup> Dermal induction was at 4% (1.27% active) in distilled water; the challenge was at 1% (0.3% active ingredient). There was slight to well-defined erythema and very slight edema at the treatment sites during induction. There were no skin reactions in the treatment and controls groups at challenge. The authors concluded that the test substance was not a sensitizer under these conditions.

In the original safety assessment, steartrimonium chloride (0.75%) was positive in an in vivo skin irritation study.<sup>1</sup>

A Buehler test was performed on Genamin STAC (79.8% steartrimonium chloride) using Pirbright white guinea pigs (n = 20; n = 10 in control group).<sup>55</sup> Induction was at 4% (3.192% active) in ethanol:water on an occlusive patch on clipped skin for 6 h. Induction was repeated on days 8 and 15. The challenge was on day 29 at 1% (0.798%) in isopropanol on a naive site. The patch was left on for 6 h. No clinical signs were observed. During induction, the treated group had slight, well-defined to

severe erythema and very slight to well-defined edema at the treatment area. No skin reactions were observed after the challenge. The authors concluded that the test substance was not a sensitizer under these test conditions. Note that these results are different from those in the original report.

A guinea pig maximization test using Dunkin-Hartley guinea pigs (n = 10; n = 5 in control group) was performed on Quartamin 86W (28% [20.47% active] steatrimonium chloride:cetrimonium chloride, 80:20) in distilled water or Freund's complete adjuvant (FCA; 50%) and water.<sup>55</sup> Induction was 0.1% v/v (0.0204%) by intradermal injection then a topical patch at 5% (1.20%) on shaved skin for 48 h. Challenge was at day 21 with a patch at 10% (2.4%) on the right shoulder and 5% (1.2%) on the left for 24 h. There was well defined or moderate to severe erythema at the induction sites in the test group at 24 and 48 h. Slight erythema was noted at the induction sites of the control group at 24 h and at 48 h in 1 guinea pig. After topical induction, slight to well-defined erythema was noted at 24 h in the test group; no reaction was noted in the control group. No skin reactions were observed at the challenge sites. The authors concluded that the test substance was not a sensitizer under these conditions.

Hartley guinea pigs (n = 20, 10/sex in treated group; n = 10, 5/sex in control group) were treated with a 10% solution of behentrimonium chloride (vehicle not stated) on a 8 cm<sup>2</sup> filter paper patch, applied to clipped skin on the left flank for 6 h, with occlusion on days 1, 8 and 15.<sup>55</sup> During the induction phase, the skin sites were examined for local effects 24 h after each treatment. The challenge exposure consisted of a 0.5% solution of the test substance loaded into a Finn chamber and applied to clipped skin on the right flank for 6 h, with occlusion, on day 29. A second challenge was performed on day 43 due to equivocal cutaneous reactions from the first challenge. One male animal from the treated group died on day 14, but this was considered by the investigators to be unrelated to treatment. A few treated animals (number not specified) showed slight to well defined erythema during the induction phase. After the challenge, grade 1 erythema was observed in 3/19 animals at 24 h and 5/19 animals at 48 h. A grade 1 erythema was observed in 1/19 and a grade 2 erythema in 2/19 animals at 72 h. No reactions were observed in control animals, after the challenge. The authors concluded that behentrimonium chloride was a sensitizer.

A Buehler test for sensitization was performed on Genamin KDMP (77% to 83% behentrimonium chloride) diluted to a 20% solution in ethanol:water (80:20).<sup>55</sup> Female Pirbright white guinea pigs (n = 20 in test group, 10 in control group) were treated with a 20% solution of the test substance on a 2 x 2 cm cellulose patch, applied to clipped skin on the left flank for 6 h, with occlusion on days 1, 8 and 15. During the induction phase, the skin sites were examined for local effects 24 h after each treatment. The challenge exposure consisted of a 0.8% solution of the test substance in isopropanol on a 2 x 2 cm occluded patch, applied to clipped skin on the right flank for 6 h, on day 29. Skin reactions were scored 24 and 48 h after patch removal.

Animals were observed daily for signs of systemic toxicity and body weights were recorded on days 1 and 31. Treated animals showed slight to well-defined erythema and very slight edema at the site of treatment during the induction phase. No skin reactions were observed in the treated or control animals after challenge.

### **Glycol Trimonium Compounds**

An MSDS stated that acetamidoethyl PG-Trimonium was not known to be a sensitizer.<sup>56</sup> No further details were provided.

### **GENOTOXICITY**

*Laurtrimonium chloride, cetrimonium chloride, steartrimonium chloride, behentrimonium chloride, and tallowtrimonium chloride were not found to be genotoxic.*

*There were no data on amide trimoniums.*

*Choline chloride and polyquaternium-28 were not found to be genotoxic.*

*There were no data on glycol trimoniums.*

*Polyquaternium-28 was not genotoxic in a reverse mutation assay.*

### **Straight- and Branched-Chain Alkyl Trimonium Compounds**

In a reverse mutation assay using *Salmonella typhimurium*, laurtrimonium chloride (0.004 to 0.4 µl/plate) was not cytotoxic or genotoxic, with or without metabolic activation.<sup>63</sup> In a forward mutation assay using L5178Y/TK+/- mouse lymphoma cells, laurtrimonium chloride (0.0038 to 0.050 µl/ml without metabolic activation and 0.012 to 0.16 µl/ml with metabolic activation) was not mutagenic. In an unscheduled DNA synthesis assay using rat primary hepatocytes, of laurtrimonium chloride (0.004 to 0.1 µl/ml), the results were negative. In a bone marrow cytogenetic assay, laurtrimonium chloride (16, 53.3, 160 mg/kg) orally administered to male and female Sprague-Dawley rats for 5 days did not induce an increase in chromosomal aberrations.

Cetrimonium chloride was negative both with and without metabolic activation in an Ames test up to 625 µg/plate, in forward-mutation and reverse-mutations tests at concentrations up to 50 µg/ml, and in a cell transformation assay up to 1.0 µg/ml.<sup>1</sup> Negative results were also obtained in a chromosome aberration test at concentrations up to 3.0 µg/ml without metabolic activation and 10.0 µg/ml in tests with exogenous metabolic activation. Cetrimonium chloride (62.5 µg/plate) and cetrimonium bromide (no concentration provided) were both negative in Ames tests, and cetrimonium chloride (1.0 µg/ml) also was negative in an in vitro cell transformation assay.

Cetrimonium chloride and steartrimonium chloride were not mutagenic in a reverse mutation assay using *S. typhimurium* (TA98 and TA100).<sup>63</sup>



In an in vitro chromosome aberration test, V79 Chinese hamster cells were incubated with cetyltrimethylammonium chloride (24% to 26% cetrymonium chloride; 0.1 to 6.0 µg/ml without metabolic activation; 0.1 to 10.0 µg/ml with metabolic activation).<sup>55</sup> There were no increases in the number of cells with structural aberrations at any concentration with or without metabolic activation.

*Salmonella typhimurium* strains TA98, TA100, TA1535, T1537 were incubated in Genamin STAC (79.8% stearyltrimonium chloride at 4, 20, 100, 500, 2500, or 5000 µg/plate in ethanol) with and without metabolic activation.<sup>55</sup> This was repeated with lowered concentrations of test material (0.8, 4, 20, 100, 500, and 2500 µg/plate). The test compound was toxic at 100 µg/plate, with and without metabolic activation. There was no induction of increased number of revertant colonies compared to controls with or without metabolic activation.

*S. typhimurium* strains TA98, TA100, TA1535, TA1537, TA1538 were incubated in Quartamin 86W (28% stearyltrimonium chloride:cetrymonium chloride, 80:20; 0.15 to 50 µg/plate in acetone with metabolic activation; 1.5 to 500µg/plate without metabolic activation).<sup>55</sup> The experiment was repeated with lowered concentrations of test material (0.5 to 50 µg and 0.5 to 150 µg, respectively). There were incomplete bacterial lawns at 15 µg/plate without activation and 150 µg with activation. The test substance was toxic at 50 µg/plate, with or without activation. The test substance did not increase the number of revertant colonies compared to controls.

No data are available for behenyltrimonium chloride alone, but a commercial mixture, Genamin KDMP which contains 77% to 83% behenyltrimonium chloride has been tested.<sup>55</sup> Genamin KDMP was found not to be mutagenic, with or without metabolic activation, in the Ames assay when tested at concentrations of 4 to 5000 µg active substance/plate in *S. typhimurium* (TA98, TA100, TA1535, and TA1537). Cytotoxicity occurred at 500 µg/plate without S9 and at 2500 µg/plate with S9.

Tallowyltrimonium chloride was not mutagenic in a reverse mutation assay using *S. typhimurium* (TA98, TA100, TA1535, TA1537, and TA1538) with or without metabolic activation.<sup>63</sup> In another reverse mutation assay using *S. typhimurium* (TA98, TA100, TA1535, TA1537, and TA1538), tallowyltrimonium chloride was cytotoxic at 500 µg/plate and was genotoxic at 50 µg/plate with TA1538 with and without metabolic activation. The authors suggest that the positive result may be due to impurities.

### **Alkanol Trimonium Compounds**

Choline chloride did not produce any gene mutations, clastogenicity, or DNA damage when tested in vitro in studies reported by UNEP (Table 21).<sup>22</sup>

### **Glycol Trimonium Compounds**

An MSDS stated that acetamidoethyl PG-trimonium was not known to be mutagenic.<sup>56</sup> There are no known effects of chronic dermal or oral exposure other than acute effects. No further details were provided.

### **Polymers**

Polyquaternium-28 (20%) was negative in a reverse mutation assay using *Salmonella typhimurium* (TA1535, TA1538, TA98, and TA100) with and without metabolic activation.<sup>19</sup> In a micronucleus assay using the bone marrow cells of mice, Polyquaternium-28 did not induce an increase in bone marrow polychromatic erythrocytes.

## **CARCINOGENICITY**

*There were no data on straight and branched chain trimoniums.*

*There were no data on amide trimoniums.*

*There were no data on alkanol trimoniums.*

*There were no data on glycol trimoniums.*

*There were no data on trimonium polymers.*

### **Glycol Trimonium Compounds**

An MSDS stated that acetamidoethyl PG-trimonium was not known to be carcinogenic.<sup>56</sup> No further details were provided.

## **REPRODUCTIVE AND DEVELOPMENTAL TOXICITY**

*Laurtrimonium chloride and cetrimonium bromide produced embryonic effects at 50 mg/kg in rabbits when administered orally. There was no evidence of teratogenicity by 2.0% cetrimonium chloride in a dermal study using rabbits.*

*There were no data on amide trimoniums.*

*After five days of treatment with i.p. administered choline chloride at 80 mg/kg/d, the seminiferous tubules were normal. After 24 days of treatment, a few tubules of stages I-IV were observed on day 2 after treatment termination. The teratogenic NOAEL was below 1250 mg/kg/d in mice. Choline was toxic to male rat reproduction.*

*There were no data on glycol trimoniums.*

*There were no data on trimonium polymers.*

### **Straight- and Branched-Chain Alkyl Trimonium Compounds**

In an range-finding study of laurtrimonium chloride (20, 50, 100, 200, 400 mg/kg/d), pregnant New Zealand white rabbits (n = 3) were orally administered the test substance from day 6 through 18 of pregnancy.<sup>63</sup> At 25 and 50 mg/kg, 1 in 3 rabbits died; at 100 mg/kg, 2 rabbits died and at 400 mg/kg, all 3 rabbits died. There were embryonic effects observed at 50 mg/kg.

In the main study, laurtrimonium chloride (2, 8, 24 mg/kg) was orally administered to pregnant New Zealand white rabbits from day 6 to 18 of pregnancy. The dams were killed on day 19 and necropsied. There were no developmental or teratogenic effects observed to the rabbits.

In the original safety assessment, cetrimonium bromide (25 mg/kg/d) was not teratogenic in an oral study using rats.<sup>1</sup> Mild embryonic effects were observed at 50 mg/kg/day, but these were attributed to maternal toxicity rather than a teratogenic effect. There were no embryotoxic or teratogenic effects at lower doses. In an intraperitoneal study, cetrimonium bromide interfered with the embryonic development of mice at 10 mg/kg and was lethal to developing embryos at 35.0 mg/kg. Teratogenic effects were observed in both treatment groups. There was no evidence of teratogenicity by 2.0% cetrimonium chloride in a dermal study using rabbits. The only adverse effect observed was dermal irritation at the application sites. When tested in a dermal teratogenicity study, 2.5% steartrimonium chloride was not maternally toxic, embryotoxic, or teratogenic.

An MSDS stated that acetamidoethyl PG-Trimonium was not known to be reproductively or developmentally toxic.<sup>56</sup> No further details were provided.

#### **Alkanol Trimonium Compounds**

Male rats were administered choline chloride (80 mg/kg/d) i.p. for 12 or 24 days.<sup>96</sup> Another group was administered choline chloride (10 to 12 mg/kg/d) in feed. The rats were necropsied at 2, 5, 8, and 12 days after the treatment period. There were no effects to body weight gain or weights of testes, epididymides, liver, kidney, and adrenals. After 12 days of treatment (one cycle of the seminiferous epithelium), epithelial vacuoles, spermatogonia with pyknotic nuclei and cellular debris were observed 2 days after the termination of treatment. Five days after termination of treatment, the seminiferous tubules were normal. After 24 days of treatment, a few tubules of stages I-IV were observed on day 2 after treatment termination. Most spermatocytes were normal with some necrotic pachytene stages with an essential restoration to normal after 12 days.

Male rats (n = 25; strain not provided) were administered choline (25 mg/kg/d) i.p. for 12 or 24 days.<sup>96</sup> At 12 days, spermatogenesis was not changed. At 24 days, pachytene spermatocytes were decreased until day 5 post treatment. Slight proliferation of spermatogonia was observed from day 5 post treatment onward. By day 12 post treatment, tubules showed almost normal cellular associations. The authors suggest that prolonged administration of excess choline may be toxic to male reproduction.

Pregnant mice were administered choline chloride (1250 to 20000 mg/kg/d) in feed on gestations days 1 to 18.<sup>22</sup> All groups but the lowest had reduced maternal body weight gain. All fetuses were resorbed in the highest dose group and no resorptions in the low dose group. At 4160 and 10800 mg/kg/d, there was 35% and 69% embryonic/fetal lethality. Developmental toxicity was observed in all but the low dose group; there were no increases in malformations observed. A

NOAEL was not determined for teratogenicity due to the lack of pups.

## **CLINICAL ASSESSMENT OF SAFETY**

### **Absorption, Distribution, Metabolism, and Excretion**

*There were no data on straight and branched chain alkyl trimoniums.*

*There were no data on amide trimoniums.*

*In humans, choline levels in plasma range from 9 to 20  $\mu\text{mol/l}$ . Increased intake of choline may result in a fishy body odor, vomiting, salivation, sweating, and gastrointestinal effects. Restricting choline intake in the diet may result in fatty liver or muscle damage in men and postmenopausal women and organ dysfunction in premenopausal women. Carnitine was reported to be only eliminated from the body via the urine as carnitine or acylcarnitines.*

*There were no data on glycol trimoniums.*

*There were no data on trimonium polymers.*

### **Alkanol Trimonium Compounds**

Patients with dyskinesia and cerebellar ataxia were treated with choline chloride (150 and 220 mg/kg/d [10 and 16 g/d, respectively] for 2 to 6 weeks).<sup>97</sup> The patients developed fishy body odor, vomiting, salivation, sweating, and gastrointestinal effects.<sup>36,98</sup>

Additional data were available for choline. Fasting levels of choline in the plasma was reported to be around 10  $\mu\text{mol/l}$ , ranging from 9 to 20  $\mu\text{mol/l}$ .<sup>99</sup> A fishy odor from ingested choline has been reported, possibly due to excessive amounts of trimethylamine, a metabolite produced by bacteriological action and formation of methylamines.<sup>36,98</sup>

Total body carnitine was reported to be mostly contained in skeletal muscle carnitine (~20 g of carnitine in a 70-kg man, of which more than 19 g was reported to be in skeletal muscle).<sup>100</sup> The bioavailability of orally administered carnitine was reported to be ~16% to 18% at doses of 1 to 2 g and may be even lower at higher doses.<sup>101,102</sup> Once synthesized or absorbed, carnitine was reported to be only eliminated from the body via the urine as carnitine or acylcarnitines. Renal tubules contain a saturable carnitine transport system that conserves most filtered carnitine, but leads to large carnitine losses if the plasma concentration exceeds 60 to 90  $\mu\text{M}$ .

Suspected and known coronary artery disease patients had blood analyzed after an overnight fast.<sup>103</sup> The average free carnitine was  $41.9 \pm 8.9$   $\mu\text{mol/l}$ ; short-chain acylcarnitine,  $10.5 \pm 5.3$   $\mu\text{mol/l}$ ; total acid-soluble carnitine,  $52.4 \pm 9.4$   $\mu\text{mol/l}$ , long-chain acylcarnitine,  $2.8 \pm .7$   $\mu\text{mol/l}$ , and total carnitine,  $55.2 \pm 9.9$   $\mu\text{mol/l}$ .

Carnitine was reported to be absorbed at ~25% when consumed orally.<sup>104</sup>

Subjects (n = 8) were orally administered acetyl-L-carnitine (500 mg) in pill form after overnight fasting.<sup>105</sup> Blood samples were collected at 0.33, 0.67, 1, 1.5, 2, 3, 4, 6, 8, and 12 h. The area under the curve (AUC)<sub>0-8</sub> was  $9879 \pm 3.757$  ml/h, AUC<sub>0-12</sub> was  $6.611 \pm 3.757$  ml/h, maximum concentration was  $1.188 \pm 1.316$  h, mean residence time was  $4.5 \pm 0.3$  h, elimination half life was  $4.2 \pm 1.6$  h, and the maximum time to reach maximum concentration was  $3.1 \pm 0.2$  h.

### **Dermal Irritation**

*Laurtrimonium bromide was dermally irritating in humans at 7.5%. Cetrimonium bromide not an irritant at 1%. Behentrimonium chloride was not irritating at 5.0%.*

*There were no data on amide trimoniums.*

*Choline chloride in liquid and bar soap was not sensitizing at 0.5%.*

*There were no data on glycol trimoniums.*

*There were no data on trimonium polymers.*

### **Straight- and Branched-Chain Alkyl Trimonium Compounds**

Laurtrimonium bromide (7.5%) was applied to the volar surface of the arms of 11 white, healthy subjects for 20 min for 8 consecutive days (excluding weekends, days 5 and 6). An untreated site and a site treated with water served as controls. The amount of irritation increased with time. The TEWL measurement did not decrease after the weekend break and was not back to baseline for 20 days<sup>106</sup> after treatment ended. Erythema was still present until for 23 days.

Cetrimonium chloride was negative in human repeated insult patch tests at concentrations up to 0.25% for 100% active solutions and up to 0.4% for 25% active solutions.<sup>1</sup>

The relative irritancy potential of cetrimonium bromide (100%) was 518 by the cell suspension agar diffusion test. The relative irritation potential of SLS (> 99%) was 995.<sup>107</sup>

Several studies of dermal irritation of cetrimonium chloride are reported in Table 22. It was not an irritant up to 1% and mixed results were reported above 1%.

The irritancy potential of a formulation containing behentrimonium chloride (5.0%, vehicle not provided) was tested in subjects (n = 51; 5 male and 46 female subjects) using a Finn chamber applied to the subjects' backs, with occlusion, for 24 hours.<sup>55</sup> Deionized water was used as the negative control substance. No difference in irritant reactions between treatment and control sites was reported.

### **Alkanol Trimonium Compounds**

Bar soap and liquid body soap, with and without choline chloride (0.5%), was used by people (n = 25) with self-perceived sensitivity to choline chloride (0.5%) for 21 days.<sup>22</sup> Compared to controls there was no difference in cumulative

irritancy.

### **Dermal Sensitization**

*Cetrimonium chloride at 0.25% and behentrimonium chloride at 2.4% were not sensitizing in humans. Choline chloride was not sensitizing at 0.5%. Polyquaternium-28 was not sensitizing at 5%.*

#### **Straight- and Branched-Chain Alkyl Trimonium Compounds**

Slight dermal irritation was observed during the induction phases of experiments but no evidence of sensitization was observed in a repeat insult patch test of cetrimonium chloride (0.25%).<sup>1</sup>

The cumulative irritancy potential of a rinse-off formulation containing behentrimonium chloride (3.4%; 0.2 g) was tested in subjects (n = 104; 18-70 y old).<sup>55</sup> The test sample was applied, with 2x2 cm Webril patches with semi-occlusive covering, to the subjects' upper arm or back for 24 h 3 days/week for three consecutive weeks. The sites were scored for dermal irritation 48 h or 72 h after removal. One subject showed erythema and edema after the first induction patch. No additional induction patches were applied to this individual. Some minimal erythema was observed in two subjects, and some minimal responses were observed at a few induction readings in three subjects. Additional details were not available. A challenge patch (0.2 g) on 2x2 cm Webril patches was applied for 24 h after a 10 to 15 day interval, to a previously unexposed site. No evidence of a sensitization reaction was observed at 24 and 48 h in any of the test subjects.

#### **Alkanol Trimonium Compounds**

In a HRIPT (n = 200), choline chloride (0.5% w/v aqueous) was used in the induction and challenge phases.<sup>22</sup> There was no dermal sensitization observed.

#### **Polymers**

Polyquaternium-28 (5%, 0.2 ml) was dermally applied under occlusion to human subjects (n = 104) 9 times over 3 weeks.<sup>19</sup> After two weeks, Polyquaternium-28 (5%, 0.2 ml) was reapplied to a naive area and was assessed 24 to 96 h later. There were no signs of irritation or sensitization.

### **Phototoxicity**

#### **Polymers**

Polyquaternium-28 (2%; 0.2 ml) was placed on patches and applied to the volar surfaces of the arms of subjects (n = 10).<sup>19</sup> After 24h, one arm was exposed to UV-A for 15 min. The unirradiated arm served as the control. There were no reactions observed at 24 and 48 h.

### **Photoallergy**

#### **Polymers**

Polyquaternium-28 (2%; 0.2 ml) was placed on patches and applied to the volar surfaces of the arms of subjects (n = 28) 6 times over 3 weeks.<sup>19</sup> One arm was exposed to UV-A and UV-B irradiation for 75 to 105 sec (depending on skin type) 24 h after each application of the test substance. The unirradiated patches and untreated areas served as the controls. Two weeks after the completion of induction phase, a single application of the test substance (2%, 0.2 ml) followed by irradiation was administered to a naïve site.

Minimal erythema or erythema and/or slight edema were observed in 26 of the irradiated sites during induction which was similar to untreated irradiated sites in 6 subjects. In the challenge phase, minimal erythema was observed in 4 subjects on treated irradiated sites and in 1 subject on a treated, non-irradiated site. No reactions were observed on untreated irradiated sites. Overall, slight irritation was observed on treated skin exposed to UV-A and UV-B irradiation but polyquaternium-28 did not induce contact photoallergy in humans under these conditions.

### **Oral Toxicity**

There were no data on straight and branched chain trimoniums.

There were no data on amide trimoniums.

*Carnitine at 2 mg/kg/d and acetyl-L-carnitine at 1 g/d orally caused nausea and vomiting in humans. Choline chloride at 10 g/d caused slight hypertension in one study and fishy odor, vomiting, salivation, sweating, and gastrointestinal effects. Choline did not induce liver toxicity at 6 g/d. Mild, transient signs of Parkinson's disease developed in tardive dyskinesia patients at 12.7 g/d but no other adverse effects at 20 g/d.*

*There were no data on glycol trimoniums.*

*There were no data trimonium polymers.*

### **Alkanol Trimonium Compounds**

Subjects with hyperthyroidism-related symptoms (n = 5) were orally administered L-carnitine (2 or 4 mg/kg/d) for 90 days.<sup>108</sup> Mild nausea and gastralgia were reported by 2 subjects the first week. No other adverse effects were reported.

Subjects (n = 7) with dementia of the Alzheimer's type were orally administered acetyl-L-carnitine (1 g/d) for 24 weeks.<sup>109</sup> Nausea and vomiting were the only reported adverse effects.

Alzheimer's patients (n not provided) were orally administered choline chloride (10 g/d, 7.5 g of choline).<sup>110</sup> The patients developed slight hypertension.

Additional data were available for choline. Patients, with and without cirrhosis, have been orally administered choline (6 g/d) for 4 weeks with no liver toxicity.<sup>111</sup> Oral ingestion of choline (20 g/d) for 3 to 4 weeks have been associated with depression.<sup>112</sup> Mild, transient signs of Parkinson's disease have been observed in patients with tardive dyskinesia after oral

administration of choline (12.7 g/d).<sup>113</sup> Patients with tardive dyskinesia and Huntington's disease who were orally administered choline (20 g/d) for 4 weeks had no adverse effects.<sup>114</sup>

### **Case Reports**

One woman who had acute contact dermatitis and worked in a garden center patch tested positive for choline chloride (1% in water and petrolatum).<sup>22</sup> Ten control patients were negative.

### **SUMMARY**

The safety assessment for cetrimonium chloride, cetrimonium bromide and steartrimonium chloride was reopened to add structurally similar ingredients that include:

- straight- and branched-chain alkyl trimonium compounds,
- amide trimonium compounds,
- alkanol trimonium compounds,
- glycol trimonium compounds, or
- polymers.

While some of these ingredients vary only by hydrocarbon chain length, there are also branched ingredients, amides, alcohols, esters, ethers, and polymers.

Trimoniums function mostly as hair conditioning agents, antistatic agents, and surfactants. Cetrimonium bromide and myrtrimonium bromide are reported to be 99% pure. Impurities for alkanol trimonium compounds include: trimethylamine, ethylene glycol, organic purities, color, heavy metals. The maximum content of the residual monomer for polyquaternium-28 was reported to be <1%.

The straight-chain alkyl trimonium ingredients that have reported uses were reported to be used mostly in hair care products; they were reported to be used at 0.0005% to 10% rinse-off at and 0.001% to 4% in leave-on products. The amide trimonium ingredients are mostly used in hair care products; they were reported to be used at 0.00001% to 3% in rinse-off and 0.00001% to 2% leave-on products. The alkanol trimonium ingredients and related ethers/esters/acids are mostly used in skin care and make-up products. The glycol trimonium ingredients are used in hair and skin care products. Dihydropropyltrimonium chloride was reported to be used in leave-on products at 0.05%. Choline and carnitine are used as dietary supplements.

Orally administered cetrimonium bromide was poorly absorbed by the intestinal tract of rats. Most of the test



substance was recovered in the feces. Choline consumed in the diet was absorbed from the lumen of the small intestine. Choline was obligatory to human cell survival. Choline was reported to be absorbed in the small intestine and converted to phosphatidylcholine and betaine mostly in the kidneys. Acetyl l-carnitine was reported to be maintained in the human body by dietary intake, some synthesis, and efficient renal reabsorption.

Cetrimonium bromide, cetrimonium chloride, acetamidoethyl PG-trimonium, and choline chloride do not penetrate the skin well. Cetrimonium bromide was rapidly excreted in the urine and feces. After carnitine was injected into pregnant mice, the highest concentrations of carnitine were in the liver, placenta, kidney, myocardium and choroid plexus in the dam and the fetuses.

Cetrimonium bromide enhanced dermal penetration at concentrations below 0.5% and inhibited penetration above 1.0%. Palmitoyl carnitine enhanced dermal penetration; acetyl carnitine (with a shorter alkyl chain) did not.

Mixed results were reported for the cytotoxicity of laurtrimonium chloride, cetrimonium bromide, cetrimonium chloride to hepatocyte and, erythroleukemic cells. Cetrimonium chloride promoted cell growth below 0.1 µg/ml and was toxic above 3 µg/ml in keratinocytes.

The oral LD<sub>50</sub> of straight- and branched-chain alkyl trimoniums ranged from 490 to 5000 mg/kg for rats and 400 to 633 mg/kg for mice. The oral and dermal LD<sub>50</sub> of acetamidoethyl PG-trimonium for rats was believed to be > 2000 mg/kg. Oral LD<sub>50</sub> was reported to be between 3150 and ≥ 5000 mg/kg for choline chloride in rats and 3900 and 6000 mg/kg in mice. For behenoyl PG-trimonium chloride, the oral LD<sub>50</sub> was reported as 3700 and > 2000 mg/kg for rats, 3200 mg/kg for rabbits, and 2800 mg/kg for guinea pigs. The oral LD<sub>50</sub> of quaternium-28 for rats was reported to be > 5 g/kg. The dermal LD<sub>50</sub> of cetrimonium chloride was 4.3 ml/kg in rabbits. Tallowtrimonium chloride (4.0 ml/kg) applied to the intact and abraded skin of rabbits resulted in 100%. The dermal LD<sub>50</sub> for rabbits was reported to be 13,000 mg/kg for behenoyl PG-trimonium chloride.

The short-term oral NOAEL was 100 mg/kg for cetrimonium chloride for rats. No effects were observed for mice orally administered choline at 200 mg/kg/d and rats administered 1.2 mmol/kg/k carnitine. Cetrimonium chloride at 0.5% produced mild, transient dermal irritation in rabbits.

Short-term i.p. administration of choline at 200 mg/kg to mice had no effects to body weights, organ weights, hematological parameters, splenic cell counts, pathology of the organs, and clinical biochemistry. Short-term administration i.p. of choline at 50 mg/kg/d to guinea pigs resulted in lung lesions.

Short-term nasally administered choline at 200 mg/kg to Balb/c mice had no effects to body weights, organ weights, hematological parameters, splenic cell counts, pathology of the organs, and clinical bio-chemistry. The short-term dermal NOEL was 10 mg/kg/d for rabbits.

Sub-chronic i.p. administration of choline chloride to rats resulted in changes in the relative weights and/or cells of the liver, bronchiolar epithelium, thymus, and peripheral lymph nodes.

Chronic oral administration of cetrimonium bromide at 10 mg/kg/day resulted in decreased body weights in rats. Chronic oral administration of choline had no adverse effects on rats, mice, and baboons. Chronic i.p. administration of choline at 25 mg/d resulted in adverse effects to the lungs.

In in vivo tests, cetrimonium bromide and cetrimonium chloride was a severe ocular irritant that caused irreversible damage at 25%. Steartrimonium chloride was rated an irritant in several studies. Choline chloride was not an irritant. Polyquaternium-28 was rated a minimal irritant.

In in vitro tests, laurtrimonium bromide, cetrimonium chloride, stearttrimonium chloride, and behentrimonium chloride were rated mild to severe ocular irritants. Choline chloride, carnitine and carnitine HCl may be an ocular irritants. Acetamidoethyl PG-trimonium may cause minor irritation with corneal involvement of visual impairment. Polyquaternium-33 was listed as an ocular irritant.

Cetrimonium chloride was reported to be a skin irritant at 25%, stearttrimonium chloride at 20%, and behentrimonium was not an irritant at 25%.

Cetrimonium chloride at 3% and stearttrimonium chloride at 3.192% were not sensitizers. Behentrimonium chloride was a sensitizer at 10%.

Laurtrimonium chloride, cetrimonium chloride, stearttrimonium chloride, behentrimonium chloride, and tallowtrimonium chloride were not found to be genotoxic. Choline chloride and polyquaternium-28 were not found to be genotoxic.

Choline administered intragastrically stimulated the growth of focal lesions in female rats with induced partial hepatectomies.

Laurtrimonium chloride and cetrimonium bromide produced embryonic effects at 50 mg/kg in rabbits when administered orally. There was no evidence of teratogenicity by 2.0% cetrimonium chloride in a dermal study using rabbits. After five days of treatment with i.p. administered choline chloride at 80 mg/kg/d, the seminiferous tubules were normal. After 24 days of treatment, a few tubules of stages I-IV were observed on day 2 after treatment termination. The teratogenic NOAEL was below 1250 mg/kg/d in mice.

In humans, choline levels in plasma range from 9 to 20  $\mu\text{mol/l}$ . Increased intake of choline may result in a fishy body odor, vomiting, salivation, sweating, and gastrointestinal effects. Restricting choline intake in the diet may result in fatty liver

or muscle damage in men and postmenopausal women and organ dysfunction in premenopausal women. Carnitine is only eliminated from the body via the urine as carnitine or acylcarnitines.

Laurtrimonium bromide was dermally irritating in humans at 7.5%. Cetrimonium bromide not an irritant at 1%. Behentrimonium chloride was not irritating at 5.0%.

Cetrimonium chloride at 0.25% and behentrimonium chloride at 2.4% were not sensitizing in humans. Choline chloride was not sensitizing at 0.5%. Polyquaternium-28 was not sensitizing at 5%.

Polyquaternium-28 was not phototoxic or photoallergic in humans.

Carnitine at 2 mg/kg/d and acetyl-L-carnitine at 1 g/d orally caused nausea and vomiting in humans. Choline chloride at 10 g/d caused slight hypertension in one study and fishy odor, vomiting, salivation, sweating, and gastrointestinal effects. Choline did not induce liver toxicity at 6 g/d. Mild, transient signs of Parkinson's disease developed in tardive dyskinesia patients at 12.7 g/d but no other adverse effects at 20 g/d.

### **DISCUSSION**

This section is to be determined at the June, 2010 Panel Meeting.

### **CONCLUSION**

The original conclusion for cetrimonium bromide, cetrimonium chloride, and steartrimonium chloride was that these ingredients "...are safe for use in rinse-off products and are safe for use at concentrations of up to 0.25% in leave-on products".

## **REFERENCES**

### References

1. Andersen FA. Final report on the safety assessment of cetrinonium chloride, cetrimonium bromide, and stearyltrimonium chloride. *International Journal of Toxicology*. 1997;16:195-220.
2. Gottschalck TE and Bailey JE. International Cosmetic Ingredient Dictionary and Handbook. 12<sup>ed</sup>. Washington, DC: Personal Care Products Council (formerly the Cosmetic, Toiletry, and Fragrance Association.), 2008.
3. Schwan-Jonczyk, A., Lang, G., Clausen, T., Kohler, J., Schuh, W., and Liebscher, K. D. Hair Preparations. 2002. 6th:(A16): pp.99-140. New York: Wiley-VCH.
4. Andersen FA. Amended final report of the safety assessment of cocamidopropylamine oxide. *International Journal of Toxicology*. 2008;27(Suppl. 1):55-62.
5. Andersen FA. Final report on the safety assessment of isostearamidopropyl morpholine lactate. *International Journal of Toxicology*. 1999;18(Suppl. 3):51-56.
6. Burnett CL, Bergfeld WF, Belsito DV, Klaassen CD, Marks Jr.JG, Shank RC, Slaga TJ, Snyder PW, and Andersen FA. Tentative amended safety assessment of the Cosmetic Ingredient Review Expert Panel: Cocamidopropyl betaine. Washington DC, Cosmetic Ingredient Review. 2008. pp. 1-56.
7. Andersen FA. Final report on the safety assessment of acetamide MEA. *Journal of the American College of Toxicology*. 1993;12(3):225-236.
8. Andersen FA. Special report: Reproductive and developmental toxicity of ethylene glycol and its ethers. *International Journal of Toxicology*. 1999;18(Suppl 2):53-67.
9. Dekker M. Reactions and Synthesis in Surfactant Systems. 2001. (100): pp.30, John Texter.
10. Akisada H, Kuwahara J, Koga A, Motoyama H, and Kaneda H. Unusual behavior of CMC for binary mixtures of alkyltrimethylammonium bromides: Dependence on chain length difference. *Journal of Colloid and Interface Science*. 2007;315:678-684.
11. Croda Inc. Material safety data sheet; Behentrimonium chloride (in isopropyl alcohol). 2004. pp.1-4.
12. Croda Inc. Material safety data sheet; Behentrimonium chloride (in cetaryl alcohol). 2009. pp.1-4. MSDS.
13. Harmonized information on raw material identification according to TEGEWA (Version 2007). 2008. pp.1-6. Material Safety Data Sheet in German & English.
14. O'Lenick J and Price SNC. Ingredients, Book Two. 1999. (3):
15. Mallinckrodt Baker, Inc. MSDS: Choline chloride. 9-3-2009. pp.1-4.  
<http://www.jtbaker.com/msds/englishhtml/c4092.htm>
16. Evangelidou A and Vlassopoulos D. Carnitine metabolism and deficit - When supplementation is necessary? *Current Pharmaceutical Biotechnology*. 2003;4(3):211-219.
17. Arcos Organics N.V. Material Safety Data Sheet: L-Carnitine, 99+%. 10-3-2005. pp.1-5.  
<http://www.coleparmer.com/catalog/MSds/14442.htm>
18. Kao Chemicals GmbH. Safety Data Sheet: According to regulation (EC) No. 1907/2006. 2009. pp.1-4.
19. National Industrial Chemicals Notification and Assessment Scheme. [3-(Methacryloyl amino) propyl] trimethylammonium chloride, polymer with N-vinyl-2-pyrrolidone. Australia, 1999. Report No. NA/89. pp. 1-15.

20. Deng, Y., Henion, J., Li, J., Thibault, P., Wang, C., and Harrison, D. J. Chip-based capillary electrophoresis/mass spectrometry determination of carnitines in human urine. *Anal. Chem.* 2001;73(3):639-46. (3:639-46).
21. Vian L, Vincent J, Maurin J, Fabre I, Giroux J, and Cano JP. Comparison of three *in vitro* cytotoxicity assays for estimating surfactant ocular irritation. *Toxicology in Vitro*. 1995;9(2):185-190.
22. Organization for Economic Co-Operation and Development. Choline Chloride Cas No: 67-48-1. United Nations Environment Programme Chemicals Branch. 2006. <http://www.chem.unep.ch/irptc/sids/oecd/sids/67481.pdf>. Date Accessed 4-22-2010.pp. 1-135.
23. Parchem. Acetyl-L-carnitine HCl. 2010. pp.1-2. <http://www.parchem.com/chemical-supplier-distributor/Acetyl-L-Carnitine-HCL-001767.aspx>
24. Personal Care Products Council. Concentration of Use - Acetamidoethoxybutyl Trimonium Chloride, Acetamidoethyl PG-Trimonium Chloride, Acetamidopropyl Trimonium Chloride, Acrylamide/Ethyltrimonium Chloride Acrylate/Ethalkonium Chloride Acrylate Copolymer, Acrylamidopropyltrimonium Chloride/Acrylamide Copolymer, Acrylamidopropyltrimonium Chloride/Acrylates Copolymer, Babassuamidopropyltrimonium Chloride, Babassuamidopropyltrimonium Methosulfate, Behenamidopropyltrimonium Methosulfate, Behenoyl PG-Trimonium Chloride, Behentrimonium Chloride, Behentrimonium Methosulfate, Behenyl PG-Trimonium Chloride, Cetrimonium Bromide, Cetrimonium Chloride, Cetrimonium Methosulfate, Cetrimonium Saccharinate, Cetrimonium Tosylate, Ceteartrimonium Chloride, Cinnamidopropyltrimonium Chloride, Cocamidopropyltrimonium Chloride, Cocotrimonium Chloride, Cocotrimonium Methosulfate, Dihydroxypropyltrimonium Chloride, Distearoylpropyl Trimonium Chloride, Dodecyhexadecyltrimonium Chloride, Galactoarabinan Hydroxypropyltrimonium Chloride, Hydrogenated Palmtrimonium Chloride, Hydrogenated Tallowtrimonium Chloride, Hydroxystearamidopropyl Trimonium Chloride, Hydroxystearamidopropyl Trimonium Methosulfate, Isostearoyl PG-Trimonium Chloride, Lactamidopropyl Trimonium Chloride, Lauroyl Ethyltrimonium Methosulfate, Lauroyl PG-Trimonium Chloride, Laurtrimonium Bromide, Laurtrimonium Chloride, Laurtrimonium Trichlorophenoxide, Locust Bean Hydroxypropyltrimonium Chloride, Myristoyl Ethyltrimonium Methosulfate, Myrtrimonium Bromide, Octacosatrimonium Chloride, Octyldodecyltrimonium Chloride, Oleoyl PG-Trimonium Chloride, Olivamidopropyltrimonium Chloride, Palmamidopropyl Trimonium Methosulfate, Palmitamidopropyltrimonium Chloride, Palmitoyl Ethyltrimonium Methosulfate, Palmitoyl PG-Trimonium Chloride, Ricinoleamidopropyltrimonium Chloride, Ricinoleamidopropyltrimonium Methosulfate, Shea Butteramidopropyltrimonium Chloride, Soytrimonium Chloride, Stearamidopropyl Trimonium Methosulfate, Stearoxypyltrimonium Chloride, Stearoyl Ethyltrimonium Methosulfate, Stearoyl PG-Trimonium Chloride, Steartrimonium Bromide, Steartrimonium Chloride, Steartrimonium Methosulfate, Steartrimonium Saccharinate, Stearyl PG-Trimonium Chloride, Tallowtrimonium Chloride and Undecylenamidopropyltrimonium Methosulfate. 2010. pp.1-6. Unpublished data.
25. Food and Drug Administration (FDA). Frequency of use of cosmetic ingredients. *FDA Database*. 2009. Washington, DC: FDA.
26. Scientific Committee on Cosmetic Products (SCCP). Opinion on alkyl (C16, C18, C22) trimethylammonium chloride for uses other than as a preservative. 3-17-2006. pp.1-45.
27. McLoughlin D.M., O'Brien J., McManus J.J., Gorelov A.V., and Dawson K.A. A simple and effective separation and purification procedure for DNA fragments using dodecyltrimethylammonium bromide. *Bioseparation*. 2000;9(5):307-313.
28. Mulholland P.J., Self R.L., Harris B.R., Littleton J.M., and Prendergast M.A. Choline exposure reduces potentiation of N-methyl-D-aspartate toxicity by corticosterone in the developing hippocampus. *Brain Res.Dev.Brain Res*. 2004;153(2):203-211.
29. PDR Network. Herbs & Supplements: Choline. <http://www.pdrhealth.com/drugs/altmed/altmed-mono.aspx?contentFileName=ame0336.xml&contentName=Choline&contentId=492>.

30. PDR Network. Herbs & Supplements: Propionyl-L-carnitine. <http://www.pdrhealth.com/drugs/altmed/altmed-mono.aspx?contentFileName=ame0462.xml&contentName=Propionyl-L-carnitine&contentId=617>.
31. Herzberg GR, Sheikholislam, B., and Lerner J. Cationic amino acid transport in chicken small intestine. *Comparative Biochemistry and Physiology*. 1971;41A229-247.
32. Herzberg GR and Lerner J. Intestinal absorption of choline in the chick. *Biochemistry and Biophysics Acta*. 1973;307234-242.
33. Kuczler FJ, Nahrwold DL, and Rose RC. Choline influx across the brush border of guinea pig jejunum. *Biochemistry and Biophysics Acta*. 1977;465(131):137.
34. Sheard NF and Zeisel SH. An in vitro study of choline uptake by intestine from neonatal and adult rats. *Pediatric Research*. 1986;20768-722.
35. Politzer Shrouts E. Essential nature of choline with implications for total parenteral nutrition. *Journal of the American Diet Association*. 1997;97639-646-649.
36. Zeisel, S. H., Wishnod JS, and Blusztajn JK. Formation of methylamines from ingested choline and lecithin. *Journal of Pharmacology and Experimental Therapeutics*. 1983;225(2):320-324.
37. Le Kim D and Betzing H. Intestinal absorption of polyunsaturated phosphatidylcholine in the rat. *Hoppe Seylers Z Physiology Chemistry*. 1976;3571321-1331.
38. Institute of Medicine, National Academy of Sciences USA. Dietary reference intakes for folate, thiamin, niacin, vitamin B12, panthothenic acid, biotin, and choline. Washington, D.C., National Academy Press. 1998. pp. 390-422.
39. Mehta A.K., Arora N., Gaur S.N., and Singh B.P. Acute toxicity assessment of choline by inhalation, intraperitoneal and oral routes in Balb/c mice. *Regul. Toxicol. Pharmacol.* 2009;54(3):282-286.
40. Zeisel SH and Wurtman RJ. Developmental changes in rat blood choline concentration. *Biochemistry Journal*. 1981;198(565):570.
41. Cornford EM and Cornford ME. Nutrient transport and the blood-brain barrier in developing animals. *Federation Proceedings*. 1986;452065-2072.
42. Zeisel SH, Story DL, Wurtman RJ, and Brunengraber H. Uptake of free choline by isolated perfused rat liver. *Proceedings of the National Academy of Science USA*. 1980;774417-4419.
43. Acara M and Rest, J. Regulation of plasma choline by the renal tubule: Bidirectional transport of choline. *American Journal of Physiology*. 1973;2251123-1128.
44. Rennick B, Acara M, and Glor M. Relations of renal transport rate, transport maximum, and competitor potency for tetraethylammonium and choline. *American Journal of Physiology*. 1977;232(F443):F447.
45. Bianchi G and Azzone GF. Oxidation of choline in rat liver mitochondria. *Journal of Biological Chemistry*. 1964;2393947-3955.
46. Weinhold PA and Sanders R. The oxidation of choline by liver slices and mitochondria during liver development in the rat. *Life Science*. 1973;13621-629.
47. Kennedy EP and Weiss SB. The function of cytidine coenzymes in the biosynthesis of phospholipids. *Journal of Biological Chemistry*. 1956;222193-214.
48. Vance DE. Boehringer Mannheim Award lecture. Phosphatidylcholine metabolism: Masochistic enzymology, metabolic regulation, and lipoprotein assembly. *Biochemistry and Cell Biology*. 1990;681151-1165.

49. Bremer J and Greenberg D. Methyl transferring enzyme system of microsomes in the biosynthesis of lecithin (phosphatidylcholine). *Biochimica et Biophysica Acta*. 1961;46205-216.
50. Vance DE and Ridgway ND. The methylation of phosphatidylethanolamine. *Progress in Lipid Research*. 1988;2761-79.
51. Blusztajn JK, Zeisel SH, and Wurtman RJ. Synthesis of lecithin (phosphatidylcholine) from phosphatidylethanolamine in bovine brain. *Brain Research*. 1979;179319-327.
52. Crews FT, Calderini G, Battistella A, and Toffano G. Age-dependent changes the methylation of rat brain phospholipids. *Brain Research*. 1981;229(256):259.
53. Yang Ek, Blusztajn JK, Pomfret EA, and Zeisel SH. Rat and human mammary tissue can synthesize choline moiety via the methylation of phosphatidylethanolamine. *Biochemistry*. 1988;256821-828.
54. Rebouche CJ. Overview of physiological and pharmacological actions. *Carnitine: The Science Behind a Conditionally Essential Nutrient*. 2004. [http://ods.od.nih.gov/News/Carnitine\\_Conference\\_Summary.aspx](http://ods.od.nih.gov/News/Carnitine_Conference_Summary.aspx)
55. Scientific Committee on Cosmetic Products. Opinion on Alkyl (C16, C18, C22) trimethylammonium chloride: For other uses than as a preservative. 2006. Report No. 0917/05. pp. 1-45.
56. Arch Chemicals, Inc. Material safety data sheet; Quamectant AM-50. 2006. pp.1-8.
57. Scientific Committee on Cosmetic Products and Non-Food Products Intended for Consumers. Choline chloride. European Commission Enterprise and Industry. 12-9-2003. Date Accessed 4-22-2010. Report No. SCCNFP/0642/03. pp. 1-9.
58. Kim C.S. and Roe C.R. Maternal and fetal tissue distribution of L-carnitine in pregnant mice: low accumulation in the brain. *Fundam.Appl.Toxicol*. 1992;19(2):222-227.
59. Hagen L.E., Berge R.K., and Farstad M. Different subcellular localization of palmitoyl-L-carnitine hydrolysis in human and rat liver. *Febs Lett*. 1979;104(2):297-299.
60. Yoon KA and Burgess DJ. Effect of cationic surfactant on transport of mdel drugs in emulsion systems. *Journal of Pharmacy and pharmacology*. 1997;49478-484.
61. Hochman J.H., Fix J.A., and LeCluyse E.L. In vitro and in vivo analysis of the mechanism of absorption enhancement by palmitoylcarnitine. *J.Pharmacol.Exp.Ther*. 1994;269(2):813-822.
62. O'Hagan, D. T., Critchley, H., Farraj, N. F., Fisher, A. N., Johansen, B. R., Davis, S. S., and Illum, L. Nasal absorption enhancers for biosynthetic human growth hormone in rats. *Pharm.Res.%1990.Jul.;7.(7.):772.-6. (7:772-6)*.
63. Environmental Protection Agency (EPA). Index of robust summaries: FND Cationics HPV chemicals challenge. Appendix A. 12-13-2001. <http://www.epa.gov/chemrtk/pubs/summaries/fatnitro/c13407rs.pdf>. Report No. AR201-13407B. pp. 1-237.
64. Cortesi R, Esposito E, Menegatti E, Gambari R, and Nastruzzi C. Effect of cationic liposome composition on in vitro cytotoxicity and protective effect on carried DNA. *International Journal of Pharmaceutics*. 1996;13969-78.
65. Bigliardi, P. L., Herron, M. J., Nelson, R. D., and Dahl, M. V. Effects of detergents on proliferation and metabolism of human keratinocytes. *Exp.Dermatol.%1994.Apr;3(2):89.-94. (2:89-94)*.
66. Landsverk, T., Oltedal, E., and Sund, R. B. Studies On Hydragogue Drugs: Light And Electron Microscopic Examination Of The Isolated Rat Colonic Mucosa Exposed To Deoxycholic Acid And Synthetic Surfactants. *Acta Pharmacologica.et Toxicologica*. 1984;54(1).
67. Rodriguez, J. L., Trooskin, S. Z., Greco, R. S., Herbstman, R. A., Donetz, A. P., and Harvey, R. A. Reduced bacterial adherence to surfactant-coated catheters. *Curr.Surg.%1986.Sep.-Oct.;43.(5):423.-5. (5:423-5)*.

68. Al-Adham, I. Si, Dinning, A. J., Eastwood, I. M., Austin, P., and Collier, P. J. Cell membrane effects of some common biocides. *Journal of Industrial Microbiology & Biotechnology*. 1998;21(1-2):6-10.
69. Breen, P. J., Compadre, C. M., Fifer, E. K., Salari, H., Serbus, D. C., and Lattin, D. L. Quaternary ammonium compounds inhibit and reduce the attachment of viable *Salmonella typhimurium* to poultry tissue. *Journal of Food Science*. 1995;60(6):1191-1196.
70. Ho, I. K., Loh, H. H., and Way, E. L. Toxic interaction between choline and morphine. *Toxicol. Appl. Pharmacol.* 1979.Nov.;51.(2):203.-8. (2:203-8).
71. Agut, J., Font, E., Sacristan, A., and Ortiz, J. A. Dissimilar effects in acute toxicity studies of CDP-choline and choline. *Arzneimittelforschung*. 1983.;33.(7A.):1016.-8. (7A:1016-8).
72. Isomaa B and Bjondahl K. Toxicity and pharmacological properties of surface-active alkyltrimethylammonium bromides in the rat. *Acta Pharmacologica et Toxicologica*. 1980;47:17-23.
73. Cornatzer, W. E. Toxicity of choline and dimethylethanolamine in the guinea pig and the rat. *Proc. Soc. Exp. Biol. Med.* 1954.Apr;85.(4):642.-3. (4:642-3).
74. Gazola, V. A., Lopes, G., Dias, R. M., Curi, R., and Bazotte, R. B. Comparative effects of diet supplementation with L-carnitine and dl-carnitine on ammonia toxicity and hepatic metabolism in rats. *Acta Pharmacol. Sin.* 2001.Apr;22.(4):305.-10. (4:305-10).
75. Sahu, A. P. Effect of choline and mineral fibres (chrysotile asbestos) on guinea-pigs. *Iarc Sci. Publ.* 1989.;(90.):185.-9. (90:185-9).
76. Sahu, A. P., Saxena, A. K., Singh, K. P., and Shanker, R. Effect of chronic choline administration in rats. *Indian J. Exp. Biol.* 1986.Feb.;24.(2):91.-6. (2:91-6).
77. Shivapurkar N, Hoover KL, and Poirier LA. Effect of methionine and choline on liver tumor promotion by phenobarbital and DDT in diethylnitrosamine-initiated rats. *Carcinogenesis*. 1986;7(4):547-550.
78. Muma, N. A., Rowell, P. P., and Schultz, G. S. Effects of long-term dietary choline and phosphatidylcholine administration on muscarinic receptors in aged mouse brain. *Neurol. Res.* 1988.Sep.;10(3):130.-5. (3:130-5).
79. Sahu, A. P., Singh, K. P., Shukla, L. J., and Shanker, R. Choline and mica dust induced pulmonary lesions in rats. *Ind. Health.* 1985.;23(2):135.-44. (2:135-44).
80. Muir, C. K. Surfactant-induced opacity of bovine isolated cornea: an epithelial phenomenon? *Toxicol. Lett.* 1987.Sep.;38.(1-2):51.-4. (1-2:51-4).
81. Gautheron, P., Giroux, J., Cottin, M., Audegond, L., Morilla, A., Mayordomo-Blanco, L., Tortajada, A., Haynes, G., Vericat, J. A., and Et, A. L. Interlaboratory assessment of the bovine corneal opacity and permeability (BCOP) assay. *Toxicology in Vitro*. 1994;8(3):381-392.
82. Vinardell MP, Gonzalez S, and Infante MR. Adaptation of hemoglobin denaturation for assessment of ocular irritation of surfactants and manufactured products. *Journal of Toxicology - Cutaneous and Ocular Toxicology*. 1999;18(4):375-384.
83. Okamoto Y, Ohkoshi K, Itagaki H, Tsuda T, Kakishima H, Ogawa T, Kasai Y, Ohuchi J, Kojima H, Kurishita A, Kaneko T, Matsushima Y, Iwabuchi Y, and Ohno Y. Interlaboratory validation of the *in vitro* eye irritation tests for cosmetic ingredients. (3) Evaluation of the Haemolysis test. *Toxicology in Vitro*. 1999;13:115-124.
84. Jester JJ, Li H-F, Petroll M, Parker RD, Cavanagh HD, Carr GJ, Smith, and Maurere JK. Area and depth of surfactant-induced corneal injury correlates with cell death. *Investigative Ophthalmology & Visual Science*. 1998;39(6):922-936.




85. Tani, N., Kinoshita, S., Okamoto, Y., Kotani, M., Itagaki, H., Murakami, N., Sugiura, S., Usami, M., Kato, K., Kojima, H., Ohno, T., Saijo, K., Kato, M., Hayashi, M., and Ohno, Y. Interlaboratory validation of the *in vitro* eye irritation tests for cosmetic ingredients. (8) Evaluation of cytotoxicity tests on SIRC cells. *Toxicology in Vitro*. 1999;13(1):175-187.
86. Catroux, P., Rougier, A., Dossou, K. G., and Cottin, M. The silicon microphysiometer for testing ocular toxicity *in vitro*. *Toxicology in Vitro*. 1993;7(4):465-469.
87. Hagino, S., Kinoshita, S., Tani, N., Nakamura, T., Ono, N., Konishi, K., Iimura, H., Kojima, H., and Ohno, Y. Interlaboratory validation of *in vitro* eye irritation tests for cosmetic ingredients. (2) Chorioallantoic membrane (CAM) test. *Toxicology in Vitro*. 1999;13(1):99-113.
88. Ohno Y, Kaneko T, Kobayashi T, Inoue T, Kuroiwa Y, Yoshida T, Momma J, Hayashi M, Akiyama J, Atsumi T, Chiba K, Endo T, Fujii A, Kakishima H, Kojima H, Masamoto K, Masuda M, Matsukawa S, Ohkoshi K, Okada J, Sakamoto K, Takano K, and Takanaka A. First phase validation of the *in vitro* eye irritation tests for cosmetic ingredients. *In Vitro Toxicology*. 1994;789-94.
89. Okumura, Arashima M, Ohuchi J, Kasai Y, Tsukuma K., Kakishima H, Kotani M, Kojima H, Kurishita A, Hayashi M, Miyajima A, Sunouchi M, and Ohno Y. Interlaboratory validation of the *in vitro* eye irritation tests for cosmetic ingredients. (10) Evaluation of cytotoxicity test on CHL cells. *Toxicology in Vitro*. 1999;13:199-208.
90. Tani N, Kinoshita S, Okamoto Y, Kotani M, Itagaki H, Murakami N, Sugiura S, Usami M, Kato K, Kojima H, Ohno T, Saijo K, Kato M, Hayashi M, and Ohno Y. Interlaboratory validation of the *in vitro* eye irritation tests for cosmetic ingredients. (8) Evaluation of cytotoxicity test on SIRC cells. *Toxicology in Vitro*. 1999;13:175-187.
91. Matsukawa K, masuda K, Kakishima H, Suzuki K, Nakagawa Y, Matsushige C, Imanishi Y, Nakamura T, Mizutani A, Watanabe R, Shingai T, Kaneko T, Hirose A, and Ohno Y. Interlaboratory validation of the *in vitro* eye irritation tests for cosmetic ingredients. (11) EYTEX™. *Toxicology in Vitro*. 1999;13:209-217.
92. Scientific Committee on Consumer Products. Opinion on choline chloride. United Nations Environment Programme Chemicals Branch. 4-15-2008. Date Accessed 4-22-2010. Report No. SCCP/1159/08. pp. 1-16.
93. Hill Brothers Chemical Co. Material Safety Data Sheet. 2003. pp.1-3.
94. Sanchez, L., Mitjans, M., Infante, M. R., and Vinardell, M. P. Assessment of the potential skin irritation of lysine-derivative anionic surfactants using mouse fibroblasts and human keratinocytes as an alternative to animal testing. *Pharm.Res.* 2004;21(9):1637-41.(9):1637-1641.
95. Larsen ST, Hansen R, Hammer M, Tegner U, Poulsen OM, and Nielsen GD. Adjuvant effect of quaternary ammonium compounds in a murine model. *Toxicology Letters*. 2004;151:389-398.
96. Vachhrajani, K. D., Sahu, A. P., and Dutta, K. K. Excess choline availability: a transient effect on spermatogenesis in the rat. *Reprod.Toxicol.* 1993.Sep.-Oct.;7.(5):477-81. (5:477-81).
97. Davis KL, Bergfeld WF, and Hollister LE. Choline for tardive dyskinesia. *New England Journal of Medicine*. 1975;293:152.
98. Zeisel, S. H., da Costa K-A, Franklin PD, Alexander EA, LaMont JT, Sheard NF, and Beiser A. Choline, an essential nutrient for humans. *FASEB*. 1991;5:2093-2098.
99. Savendahl L, Mar M-H, Underwood LE, and Zeisel SH. Prolonged fasting in humans results in diminished plasma choline concentrations but does not cause liver dysfunction. *American Journal of Clinical Nutrition*. 1997;66:622-625.
100. Brass EP. Pharmacokinetic considerations for the therapeutic use of carnitine in hemodialysis patients. *Clinical Therapy*. 1995;17:176-185.

101. Harper P, Elwin CE, and Cederblad G. Pharmacokinetics of bolus intravenous and oral doses of l-carnitine. *European Journal of Clinical Pharmacology*. 1988;3569-75.
102. Sahajawalla CG, Helton ED, Purich ED, Hoppel CL, and Cabana BE. Multiple-dose pharmacokinetics and bioequivalence of l-carnitine 330-mg tablet versus 1-g chewable tablet versus enteral solution in healthy adult male volunteers. *Journal of Pharmaceutical Sciences*. 1995;84(5):627-633.
103. Krahenbuhl, S. and Reichen, J. Carnitine metabolism in patients with chronic liver disease. *Hepatology*.%1997.Jan.;25.(1):148.-53. (1:148-53).
104. Winter, S., Birek, L., Walker, T., Phalin-Roque, J., Chandler, M. J., Field, C., and Zorn, E. Therapy of metabolic disorders with intravenous (IV) access ports and long term intravenous L-carnitine therapy. *Southeast Asian J.Trop.Med.Public Health*.%1999.;30.Suppl 2:152.-3. 1999.
105. Kwon, O. S. and Chung, Y. B. HPLC determination and pharmacokinetics of endogenous acetyl-L-carnitine (ALC) in human volunteers orally administered a single dose of ALC. *Arch.Pharm.Res.*%2004.Jun.;27.(6.):676.-81. (6:676-81).
106. Wilhelm, K. P., Freitag, G., and Wolff, H. H. Surfactant-induced skin irritation and skin repair: evaluation of a cumulative human irritation model by noninvasive techniques. *J.Am.Acad.Dermatol.*%1994.Dec.;31.(6.):981.-7. (6:981-7).
107. Butler NJ, Langley GR, and Winwood J. A cell suspension agar diffusion test using Neutral Red release to assess the relative irritancy potential of cosmetic ingredients. *International Journal of Cosmetic Science*. 1993;1533-42.
108. Benvenga, S., Ruggeri, R. M., Russo, A., Lapa, D., Campenni, A., and Trimarchi, F. Usefulness of L-carnitine, a naturally occurring peripheral antagonist of thyroid hormone action, in iatrogenic hyperthyroidism: a randomized, double-blind, placebo-controlled clinical trial. *J.Clin.Endocrinol.Metab.*%2001.Aug.;86.(8.):3579.-94. (8:3579-94).
109. Rai, G., Wright, G., Scott, L., Beston, B., Rest, J., and Exton-Smith, A. N. Double-blind, placebo controlled study of acetyl-l-carnitine in patients with Alzheimer's dementia. *Curr.Med.Res.Opin.*%1990.;11(10):638.-47. (10:638-47).
110. Boyd WD, Graham-White J, Blackwood G, Glen I, and McQueen J. Chlincal effects of choline in Alzheimer senile dementia. *Lancet*. 1977;2711.
111. Chawla RK, Wolf DC, Kutner MH, and Bonkovsky HL. Choline may be an essential nutrient in malnourished patients with cirrhosis. *Gastroenterology*. 1989;971514-1520.
112. Davis KL, Hollister LE'Berger PA, and Vento AL. Studies on choline chloride in neuropsychiatric disease: Human and animal data. *Psychopharmacolcogy Bulletin*. 2010;14(4):56-58.
113. Gelenberg AJ, Doller-Wojcik J, and Growdon JH. Choline and lecithine in the treatment of tardive dyskinesia: Preliminary results from a pilot study. *American Journal of Psychiatry*. 1979;136772-776.
114. Davis KL, Hollister LE'Berger PA, and Vento AL. Studies on choline chloride in neuropsychiatric disease: Human and animal data. *Psychopharmacolcogy Bulletin*. 1978;14(4):56-58.
115. York M, Basketter DA, Cuthbert JA, and Neilson L. Skin irritation testing n man for hazard assessment - evaluation of four patch systems. *Human & Experimental Toxicology*. 1995;14729-734.
116. Basketter DA, Chamberlain M, Griffiths HA, and York M. The classification of skin irritants by human patch test. *Food and Chemical Toxiciology*. 1997;35845-852.

**Figure 1a. Structure map of the straight-chain alkyl ingredients in this assessment (including original three assessed**

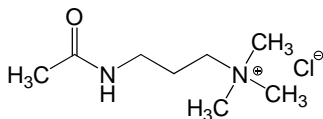
ingredients: *cetrimonium chloride*, *cetrimonium bromide* and *steartrimonium bromide*, in bold).



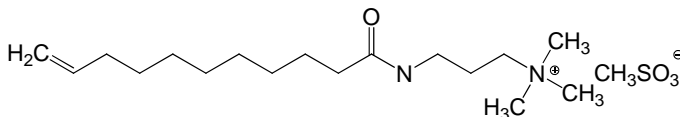
Cocotrimonium chloride, cocotrimonium methosulfate, tallowtrimonium chloride, soytrimonium chloride, hydrogenated palmtrimonium chloride, hydrogenated tallowtrimonium chloride and ceteartrimonium chloride are comprised of mixtures of the above ingredients.

Figure 1b. Structure map of the amide ingredients in this assessment.

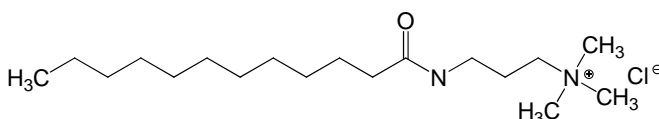
## Acetamidopropyl Trimonium Chloride



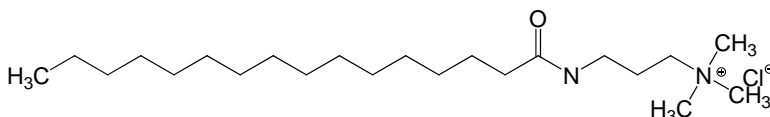
## Undecylenamidopropyl Trimonium Methosulfate



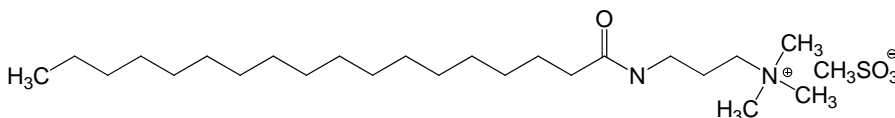
## Cinnamidopropyl Trimonium Chloride



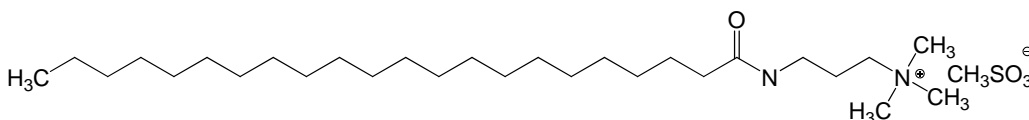
## Palmamidopropyl Trimonium Chloride



## Stearamidopropyl Trimonium Methosulfate



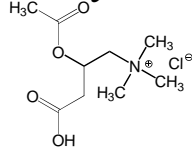
## Behenamidopropyl Trimonium Methosulfate



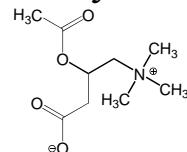
Cocoamidopropyltrimonium chloride, olivamidopropyltrimonium chloride, shea butteramidopropyl trimonium chloride, palmamidopropyl trimonium methosulfate, babassuamidopropyl trimonium chloride and babassuamidopropyl trimonium methosulfate are comprised of mixtures of compounds like those represented above.

**Figure 1c.** Structure map of the alkanol (choline core structure) ingredients in this assessment.

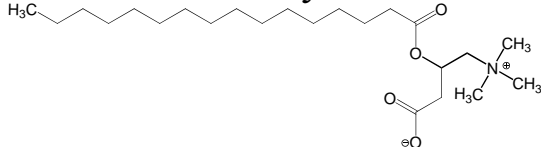
Acetyl Carnitine HCl



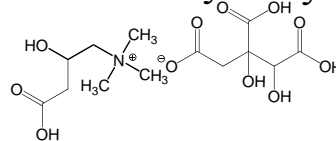
Acetyl Carnitine



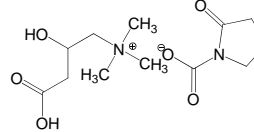
Palmitoyl Carnitine



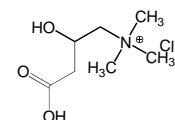
Carnitine hydroxycitrate



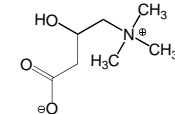
Carnitine PCA



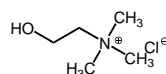
Carnitine HCl



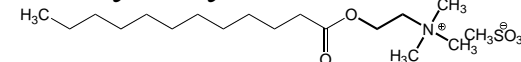
Carnitine



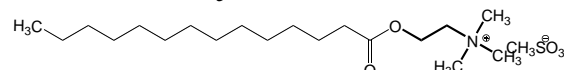
Choline chloride



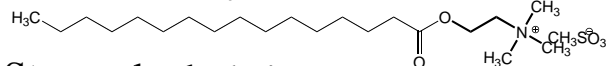
Lauroyl ethyltrimonium methosulfate



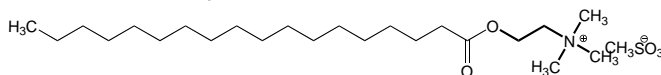
Myristol ethyltrimonium methosulfate



Palmitoyl ethyltrimonium methosulfate



Stearoyl ethyltrimonium methosulfate



Increasing chain length  
↓

Cocoylcholine methosulfate

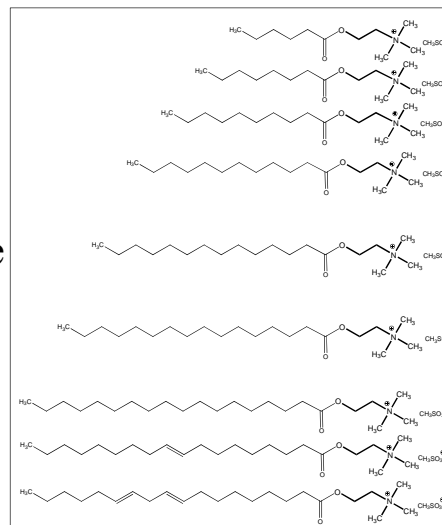
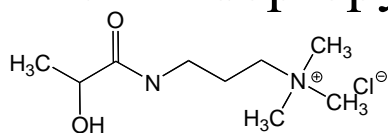
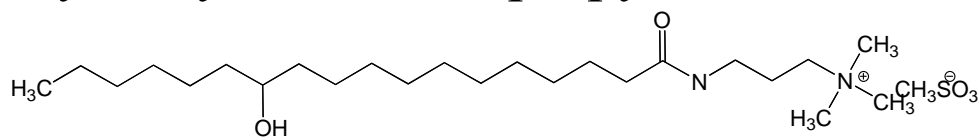


Figure 1d. Structure map of the alkanol amide ingredients in this assessment.

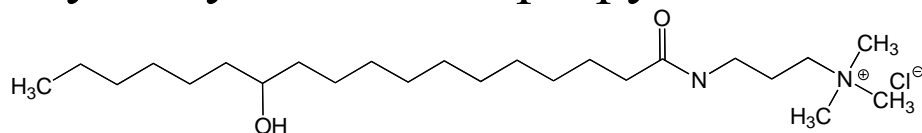
### Lactamidopropyl trimonium chloride



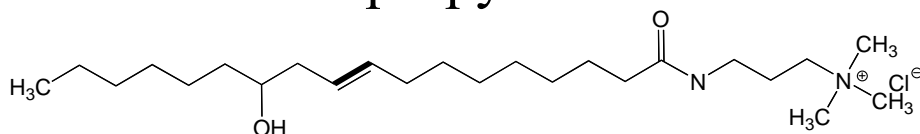
### Hydroxystearamido-propyl trimonium methosulfate



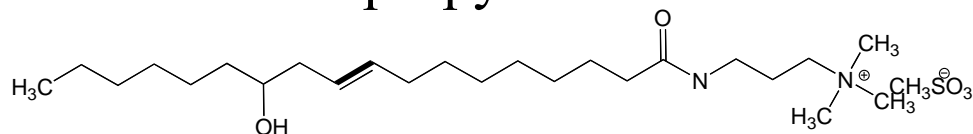
### Hydroxystearamido-propyl trimonium chloride



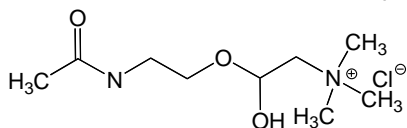
### Ricinoleamidepropyl trimonium chloride



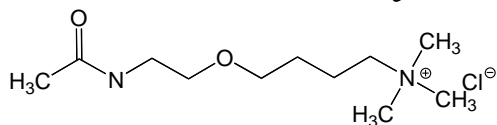
### Ricinoleamidepropyl trimonium methosulfate



### Acetamidoethoxybutyl trimonium chloride



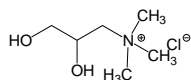
### Acetamidoethoxybutyl trimonium chloride



**Figure 1e. Structure map of the glycol ingredients in this assessment.**

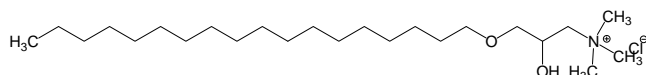
Glycol core

## Dihydroxypropyltrimonium chloride

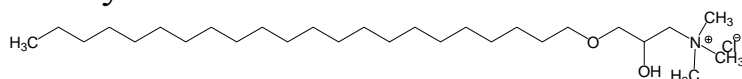


Glycol ethers

## Stearyl PG-trimonium chloride

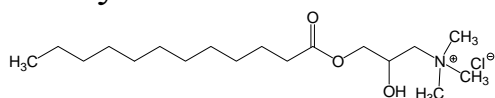


## Behenyl PG-trimonium chloride

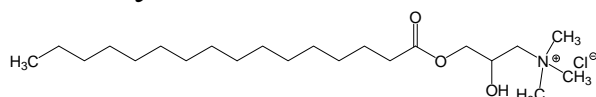


Glycol esters

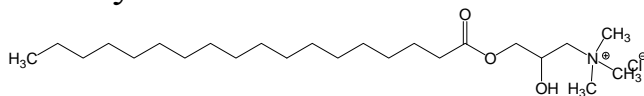
## Lauroyl PG-trimonium chloride



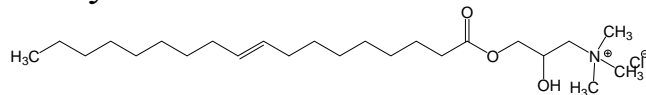
## Palmitoyl PG-trimonium chloride



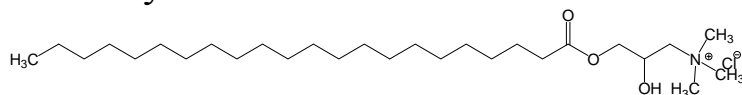
## Stearoyl PG-trimonium chloride



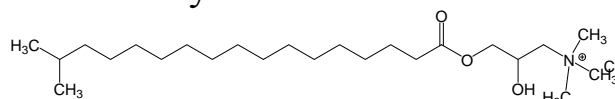
## Oleoyl PG-trimonium chloride



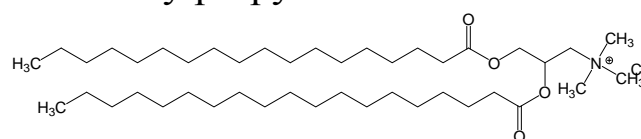
## Behenoyl PG-trimonium chloride



## Isostearyl PG-trimonium chloride



## Distearoylpropyl trimonium chloride



**Table 1.** Straight-chain alkyl, trimonium compounds and their salts in this safety assessment.

Ingredient	CAS no.	Definition	Function(s)	Formula/structure
<b>Straight-chain alkyl (ingredients from original safety assessment in bold)</b>				
Laurtrimonium bromide	1119-94-4	The quaternary ammonium salt that conforms to the formula in the figure.	Cosmetic biocide; hair conditioning agent	$\left[ \begin{array}{c} \text{CH}_3 \\   \\ \text{CH}_3(\text{CH}_2)_{11}-\text{N}-\text{CH}_3 \\   \\ \text{CH}_3 \end{array} \right]^+ \text{Br}^-$
Laurtrimonium chloride	112-00-5	The quaternary ammonium salt that conforms to the formula in the figure.	Antistatic agents; cosmetic biocide; emulsifying agent	$\left[ \begin{array}{c} \text{CH}_3 \\   \\ \text{CH}_3(\text{CH}_2)_{11}-\text{N}-\text{CH}_3 \\   \\ \text{CH}_3 \end{array} \right]^+ \text{Cl}^-$
Myrtrimonium bromide	1119-97-7	The quaternary ammonium salt that conforms generally to the formula in the figure	Antistatic agents; cosmetic biocide	$\left[ \begin{array}{c} \text{CH}_3 \\   \\ \text{CH}_3(\text{CH}_2)_{13}-\text{N}-\text{CH}_3 \\   \\ \text{CH}_3 \end{array} \right]^+ \text{Br}^-$
<b>Cetrimonium chloride</b>	112-02-7	The quaternary ammonium salt that conforms to the formula in the figure.	Antistatic agent; cosmetic biocide; surfactant-emulsifying agent	$\left[ \begin{array}{c} \text{CH}_3 \\   \\ \text{CH}_3(\text{CH}_2)_{14}\text{CH}_2-\text{N}-\text{CH}_3 \\   \\ \text{CH}_3 \end{array} \right]^+ \text{Cl}^-$
<b>Cetrimonium bromide</b>	57-09-0	The quaternary ammonium salt that conforms to the formula in the figure.	Antistatic agent; cosmetic biocide; surfactant-emulsifying agent	$\left[ \begin{array}{c} \text{CH}_3 \\   \\ \text{CH}_3(\text{CH}_2)_{14}\text{CH}_2-\text{N}-\text{CH}_3 \\   \\ \text{CH}_3 \end{array} \right]^+ \text{Br}^-$
Cetrimonium methosulfate	65060-02-8	The quaternary ammonium salt that conforms to the formula in the figure.	Antistatic agent; cosmetic biocide; surfactant-emulsifying agent	$\left[ \begin{array}{c} \text{CH}_3 \\   \\ \text{CH}_3(\text{CH}_2)_{14}\text{CH}_2-\text{N}-\text{CH}_3 \\   \\ \text{CH}_3 \end{array} \right]^+ \text{CH}_3\text{OSO}_3^-$
<b>Steartrimonium chloride</b>	112-03-8	The quaternary ammonium salt that conforms to the formula in the figure.	Antistatic agent; hair conditioning agent	$\left[ \begin{array}{c} \text{CH}_3 \\   \\ \text{CH}_3(\text{CH}_2)_{17}-\text{N}-\text{CH}_3 \\   \\ \text{CH}_3 \end{array} \right]^+ \text{Cl}^-$
Steartrimonium bromide	None	The quaternary ammonium salt that conforms to the formula in the figure.	Antistatic agent; hair conditioning agent	$\left[ \begin{array}{c} \text{CH}_3 \\   \\ \text{CH}_3(\text{CH}_2)_{17}-\text{N}-\text{CH}_3 \\   \\ \text{CH}_3 \end{array} \right]^+ \text{Br}^-$
Steartrimonium methosulfate	18684-11-2	The quaternary ammonium salt that conforms to the formula in the figure.	Antistatic agent; hair conditioning agent	$\left[ \begin{array}{c} \text{CH}_3 \\   \\ \text{CH}_3(\text{CH}_2)_{17}-\text{N}-\text{CH}_3 \\   \\ \text{CH}_3 \end{array} \right]^+ \text{CH}_3\text{OSO}_3^-$
Behentrimonium chloride	17301-53-0	The quaternary ammonium salt that conforms to the formula in the figure.	Antistatic agent; hair conditioning agent	$\left[ \begin{array}{c} \text{CH}_3 \\   \\ \text{CH}_3(\text{CH}_2)_{20}\text{CH}_2-\text{N}-\text{CH}_3 \\   \\ \text{CH}_3 \end{array} \right]^+ \text{Cl}^-$
Behentrimonium methosulfate	81646-13-1; 241148-21-0	The quaternary ammonium salt that conforms to the formula in the figure	Antistatic Agents; Hair Conditioning Agents	$\left[ \begin{array}{c} \text{CH}_3 \\   \\ \text{CH}_3(\text{CH}_2)_{20}\text{CH}_2-\text{N}-\text{CH}_3 \\   \\ \text{CH}_3 \end{array} \right]^+ \text{CH}_3\text{OSO}_3^-$
Octacosatrimonium chloride	None	The quaternary ammonium salt that conforms to the formula in the figure. R represents the octacosanyl (C <sub>28</sub> ) alkyl group.	Antistatic agent; hair conditioning agent	$\left[ \begin{array}{c} \text{CH}_3 \\   \\ \text{R}-\text{N}-\text{CH}_3 \\   \\ \text{CH}_3 \end{array} \right]^+ \text{Cl}^-$



**Table 1.** Straight-chain alkyl, trimonium compounds and their salts in this safety assessment.

Ingredient	CAS no.	Definition	Function(s)	Formula/structure
<b>Straight-chain alkyl mixtures</b>				
Ceteartrimonium chloride	None	The quaternary ammonium salt that conforms to the formula in the figure. R represents the cetyl and stearyl alkyl groups.	Antistatic agent; hair conditioning agent	$\left[ \begin{array}{c} \text{CH}_3 \\   \\ \text{R}-\text{N}^+-\text{CH}_3 \\   \\ \text{CH}_3 \end{array} \right]^+ \text{Cl}^-$
Hydrogenated tallowtrimonium chloride	61788-78-1	The quaternary ammonium salt that conforms generally to the formula in the figure. R represents the alkyl groups derived from hydrogenated tallow.	Antistatic agents; hair conditioning agent	$\left[ \begin{array}{c} \text{CH}_3 \\   \\ \text{R}-\text{N}^+-\text{CH}_3 \\   \\ \text{CH}_3 \end{array} \right]^+ \text{Cl}^-$
Hydrogenated palmtrimonium chloride	None	The quaternary ammonium salt that conforms generally to the formula in the figure. R represents the alkyl groups derived from palm oil.	Antistatic agents; hair conditioning agents	$\left[ \begin{array}{c} \text{CH}_3 \\   \\ \text{R}-\text{N}^+-\text{CH}_3 \\   \\ \text{CH}_3 \end{array} \right]^+ \text{Cl}^-$
Soytrimonium chloride	61790-41-8	The quaternary ammonium salt that conforms to the formula in the figure. R represents the alkyl groups derived from soy.	Antistatic agent; hair conditioning agent	$\left[ \begin{array}{c} \text{CH}_3 \\   \\ \text{R}-\text{N}^+-\text{CH}_3 \\   \\ \text{CH}_3 \end{array} \right]^+ \text{Cl}^-$
Tallowtrimonium chloride	8030-78-2	The quaternary ammonium salt that conforms generally to the formula in the figure. R represents the alkyl groups derived from tallow.	Antistatic agents; hair conditioning agents	$\left[ \begin{array}{c} \text{CH}_3 \\   \\ \text{R}-\text{N}^+-\text{CH}_3 \\   \\ \text{CH}_3 \end{array} \right]^+ \text{Cl}^-$
Cocotrimonium chloride	61789-18-2	The quaternary ammonium salt that conforms generally to the formula in the figure. R represents the alkyl groups derived from coconut oil	Antistatic agent; hair conditioning agent	$\left[ \begin{array}{c} \text{CH}_3 \\   \\ \text{R}-\text{N}^+-\text{CH}_3 \\   \\ \text{CH}_3 \end{array} \right]^+ \text{Cl}^-$
Cocotrimonium methosulfate	None	The quaternary ammonium salt that conforms generally to the formula in the figure. R represents the alkyl groups derived from coconut oil	Antistatic agent; hair conditioning agent	$\left[ \begin{array}{c} \text{CH}_3 \\   \\ \text{R}-\text{N}^+-\text{CH}_3 \\   \\ \text{CH}_3 \end{array} \right]^+ \text{CH}_3\text{OSO}_3^-$
<b>Branched alkyl</b>				
Octyldodecyltrimonium chloride	None	The quaternary ammonium salt that conforms to the formula in the figure.	Antistatic agent; hair conditioning agent	$\left[ \begin{array}{c} \text{CH}_3 \\   \\ \text{CH}_3(\text{CH}_2)_9\text{CHCH}_2-\text{N}^+-\text{CH}_3 \\   \quad \quad   \\ \text{CH}_3(\text{CH}_2)_7 \quad \text{CH}_3 \end{array} \right]^+ \text{Cl}^-$
Dodecylhexadecyltrimonium chloride	103807-18-7	The organic compound that conforms to the formula in the figure.	Antistatic agent; hair conditioning agent; surfactant-emulsifying agent	$\left[ \begin{array}{c} \text{CH}_3 \\   \\ \text{CH}_3(\text{CH}_2)_{13}\text{CHCH}_2-\text{N}^+-\text{CH}_3 \\   \quad \quad   \\ \text{CH}_3(\text{CH}_2)_{11} \quad \text{CH}_3 \end{array} \right]^+ \text{Cl}^-$

**Table 2.** Amide trimonium compounds and their salts in this safety assessment.

Ingredient	CAS no.	Definition	Function(s)	Formula/structure
<b>Alkyl amidopropyl</b>				
Acetamidopropyl trimonium chloride	123776-56-7	The quaternary ammonium salt that conforms to the formula in the figure.	Antistatic agent	$\left[ \begin{array}{c} \text{O} \\ \parallel \\ \text{CH}_3\text{CNH}(\text{CH}_2)_3 - \text{N}^+ - \text{CH}_3 \\   \\ \text{CH}_3 \end{array} \right] \text{Cl}^-$
Cinnamidopropyltrimonium chloride	None	The organic compound that conforms to the formula in the figure. R represents the fatty acids derived from cinnamon oil.	Antistatic agent; hair conditioning agent; light stabilizer	$\left[ \begin{array}{c} \text{O} \\ \parallel \\ \text{RCNH}(\text{CH}_2)_3 - \text{N}^+ - \text{CH}_2 \\   \\ \text{CH}_2 \end{array} \right] \text{Cl}^-$
Palmitamidopropyl trimonium chloride	51277-96-4	The quaternary ammonium salt that conforms to the formula in the figure.	Antistatic agent; hair conditioning agent	$\left[ \begin{array}{c} \text{O} \\ \parallel \\ \text{CH}_3(\text{CH}_2)_{14}\text{C} - \text{NH}(\text{CH}_2)_3 - \text{N}^+ - \text{CH}_3 \\   \\ \text{CH}_3 \end{array} \right] \text{Cl}^-$
Stearamidopropyl trimonium methosulfate	19277-88-4	The quaternary ammonium salt that conforms generally to the formula in the figure.	Antistatic agent; hair conditioning agent	$\left[ \begin{array}{c} \text{O} \\ \parallel \\ \text{CH}_3(\text{CH}_2)_{16}\text{C} - \text{NH}(\text{CH}_2)_3 - \text{N}^+ - \text{CH}_3 \\   \\ \text{CH}_3 \end{array} \right] \text{CH}_3\text{OSO}_3^-$
Behenamidopropyl-trimonium methosulfate	None	The organic compound that conforms to the formula in the figure.	Hair conditioning agent	$\left[ \begin{array}{c} \text{O} \\ \parallel \\ \text{CH}_3(\text{CH}_2)_{20}\text{CNH}(\text{CH}_2)_3 - \text{N}^+ - \text{CH}_3 \\   \\ \text{CH}_3 \end{array} \right] \text{CH}_3\text{OSO}_3^-$
<b>Alkyl amidopropyl mixtures</b>				
Babassuamidopropyl trimonium chloride	None	The quaternary ammonium salt that conforms generally to the formula in the figure. RCO- represents the fatty acids derived from babassu oil.	Antistatic agent; hair conditioning agent; surfactant-emulsifying agent	$\left[ \begin{array}{c} \text{O} \\ \parallel \\ \text{RCNH}(\text{CH}_2)_3 - \text{N}^+ - \text{CH}_3 \\   \\ \text{CH}_3 \end{array} \right] \text{Cl}^-$
Babassuamidopropyl-trimonium methosulfate	None	The quaternary ammonium salt that conforms generally to the formula in the figure. RCO- represents the fatty acids derived from babassu oil.	Antistatic agents; hair conditioning agents; surfactants-emulsifying agent	$\left[ \begin{array}{c} \text{O} \\ \parallel \\ \text{RCNH}(\text{CH}_2)_3 - \text{N}^+ - \text{CH}_3 \\   \\ \text{CH}_3 \end{array} \right] \text{CH}_3\text{OSO}_3^-$
Palmamidopropyl trimonium methosulfate	None	The quaternary ammonium salt that conforms to the formula in the figure. RCO- represents the fatty acid moiety derived from palm oil.	Hair conditioning agent	$\left[ \begin{array}{c} \text{O} \\ \parallel \\ \text{RCNH}(\text{CH}_2)_3 - \text{N}^+ - \text{CH}_2 \\   \\ \text{CH}_2 \end{array} \right] \text{CH}_3\text{OSO}_3^-$
Shea butteramidopropyl-trimonium chloride	None	The quaternary ammonium salt that conforms generally to the formula in the figure. RCO- represents the fatty acids derived from Butyrospermum Parkii (Shea Butter).	Hair conditioning agents; surfactants-emulsifying agents	$\left[ \begin{array}{c} \text{O} \\ \parallel \\ \text{RCNH}(\text{CH}_2)_3 - \text{N}^+ - \text{CH}_3 \\   \\ \text{CH}_3 \end{array} \right] \text{Cl}^-$
Cocamidopropyltrimonium chloride	None	The quaternary ammonium salt that conforms generally to the formula in the figure. RCO- represents the fatty acids derived from coconut oil	Antistatic agent; hair conditioning agent	$\left[ \begin{array}{c} \text{O} \\ \parallel \\ \text{RCNH}(\text{CH}_2)_3 - \text{N}^+ - \text{CH}_3 \\   \\ \text{CH}_3 \end{array} \right] \text{Cl}^-$
Olivamidopropyltrimonium chloride	None	The quaternary ammonium salt that conforms generally to the formula in the figure. RCO- represents the fatty acids derived from olive oil.	Antistatic agent; hair conditioning agent; surfactant-emulsifying agent	$\left[ \begin{array}{c} \text{O} \\ \parallel \\ \text{RCNH}(\text{CH}_2)_3 - \text{N}^+ - \text{CH}_3 \\   \\ \text{CH}_3 \end{array} \right] \text{Cl}^-$

**Table 2.** Amide trimonium compounds and their salts in this safety assessment.

Ingredient	CAS no.	Definition	Function(s)	Formula/structure
<b>Alkenyl amidopropyl</b>				
Undecenamidopropyl-trimonium methosulfate	None	The quaternary ammonium salt that conforms to the formula in the figure.	Antistatic agent; hair conditioning agent	$\left[ \begin{array}{c} \text{O} \\ \parallel \\ \text{H}_2\text{C}=\text{CH}(\text{CH}_2)_8\text{CNH}(\text{CH}_2)_3\text{N}^+\text{CH}_3 \\   \\ \text{CH}_3 \end{array} \right]^+ \text{CH}_3\text{OSO}_3^-$
<b>Alkanol amidopropyl</b>				
Lactamidopropyl trimonium chloride	93507-51-8	The quaternary ammonium salt that conforms generally to the formula in the figure.	Antistatic agent	$\left[ \begin{array}{c} \text{O} \\ \parallel \\ \text{CH}_3\text{CHC}-\text{NH}(\text{CH}_2)_3\text{N}^+\text{CH}_3 \\   \\ \text{OH} \end{array} \right]^+ \text{Cl}^-$
Hydroxystearamidopropyl trimonium chloride	127312-01-0	The organic compound that conforms to the formula in the figure.	Antistatic agent; hair conditioning agent	$\left[ \begin{array}{c} \text{O} \\ \parallel \\ \text{HOCH}(\text{CH}_2)_{10}\text{C}-\text{NH}(\text{CH}_2)_3\text{N}^+\text{CH}_3 \\   \\ (\text{CH}_2)_5\text{CH}_3 \end{array} \right]^+ \text{Cl}^-$
Hydroxystearamidopropyl trimonium methosulfate	127312-00-9	The organic compound that conforms to the formula in the figure.	Antistatic agent; hair conditioning agent	$\left[ \begin{array}{c} \text{O} \\ \parallel \\ \text{HOCH}(\text{CH}_2)_{10}\text{C}-\text{NH}(\text{CH}_2)_3\text{N}^+\text{CH}_3 \\   \\ (\text{CH}_2)_5\text{CH}_3 \end{array} \right]^+ \text{CH}_3\text{OSO}_3^-$
<b>Alkenol amidopropyl</b>				
Ricinoleamidopropyl-trimonium chloride	127311-98-2	The quaternary ammonium salt that conforms to the formula in the figure.	Antistatic agent; hair conditioning agent	$\left[ \begin{array}{c} \text{OH} \\   \\ \text{CH}_2\text{CH}(\text{CH}_2)_5\text{CH}_3 \\   \\ \text{CH} \\   \\ \text{CH} \\   \\ (\text{CH}_2)_7\text{C}-\text{NH}(\text{CH}_2)_3\text{N}^+\text{CH}_3 \\   \\ \text{O} \end{array} \right]^+ \text{Cl}^-$
Ricinoleamidopropyl-trimonium methosulfate	85508-38-9	The quaternary ammonium salt that conforms generally to the formula in the figure.	Antistatic agent; hair conditioning agent	$\left[ \begin{array}{c} \text{OH} \\   \\ \text{CH}_2\text{CH}(\text{CH}_2)_5\text{CH}_3 \\   \\ \text{CH} \\   \\ \text{CH} \\   \\ (\text{CH}_2)_7\text{C}-\text{NH}(\text{CH}_2)_3\text{N}^+\text{CH}_3 \\   \\ \text{O} \end{array} \right]^+ \text{CH}_3\text{OSO}_3^-$
<b>Amido alkyl ether/glycol-ether</b>				
Acetamidoethoxybutyl trimonium chloride	None	The quaternary ammonium salt that conforms to the formula in the figure.	Hair conditioning agent; skin-conditioning agent-miscellaneous	$\left[ \begin{array}{c} \text{O} \\ \parallel \\ \text{CH}_3\text{CNH}(\text{CH}_2)_2\text{O}(\text{CH}_2)_4\text{N}^+\text{CH}_3 \\   \\ \text{CH}_3 \end{array} \right]^+ \text{Cl}^-$
Acetamidoethyl PG-trimonium chloride	167614-36-0	The quaternary ammonium salt that conforms to the formula in the figure.	Antistatic agent; hair conditioning agent	$\left[ \begin{array}{c} \text{O} \\ \parallel \\ \text{CH}_3\text{CNH}(\text{CH}_2)_2\text{OCH}_2\text{CH}(\text{CH}_2)_2\text{N}^+\text{CH}_3 \\   \\ \text{OH} \end{array} \right]^+ \text{Cl}^-$

**Table 3.** Alkanol trimonium compounds and related ethers/esters/acids in this safety assessment.

Ingredient	CAS no.	Definition	Function(s)	Formula
Choline Chloride <sup>1</sup>	67-48-1	Choline Chloride is the quaternary ammonium salt that conforms to the formula in the figure.	Skin-Conditioning Agents - Humectant	$\left[ \begin{array}{c} \text{CH}_3 \\   \\ \text{HOCH}_2\text{CH}_2\text{C}-\text{N}-\text{CH}_3 \\   \\ \text{CH}_3 \end{array} \right]^+ \quad ^-\text{Cl}$
<b>Ether</b>				
Stearoxypropyltrimonium chloride	23328-71-4	The quaternary ammonium salt that conforms to the formula in the figure.	Antistatic agent; Hair conditioning agent	$\left[ \begin{array}{c} \text{CH}_3 \\   \\ \text{CH}_3(\text{CH}_2)_{17}\text{O}(\text{CH}_2)_3-\text{N}-\text{CH}_3 \\   \\ \text{CH}_3 \end{array} \right]^+ \quad \text{Cl}^-$
<b>Esters</b>				
Lauroyl ethyltrimonium methosulfate	851385-89-2	The quaternary ammonium salt that conforms generally to the formula in the figure.	Surfactant-cleansing agent	$\left[ \begin{array}{c} \text{O} \\    \\ \text{CH}_3(\text{CH}_2)_{10}\text{C}-\text{O}(\text{CH}_2)_2-\text{N}-\text{CH}_3 \\   \\ \text{CH}_3 \end{array} \right]^+ \quad \text{CH}_3\text{OSO}_3^-$
Myristoyl ethyltrimonium methosulfate	851385-90-5	The quaternary ammonium salt that conforms to the formula in the figure.	Surfactant-cleansing agent	$\left[ \begin{array}{c} \text{O} \\    \\ \text{CH}_3(\text{CH}_2)_{12}\text{C}-\text{O}(\text{CH}_2)_2-\text{N}-\text{CH}_3 \\   \\ \text{CH}_3 \end{array} \right]^+ \quad \text{CH}_3\text{OSO}_3^-$
Palmitoyl ethyltrimonium methosulfate	None	The quaternary ammonium salt that conforms to the formula in the figure.	Surfactant-emulsifying agent	$\left[ \begin{array}{c} \text{O} \\    \\ \text{CH}_3(\text{CH}_2)_{14}\text{C}-\text{O}(\text{CH}_2)_2-\text{N}-\text{CH}_3 \\   \\ \text{CH}_3 \end{array} \right]^+ \quad \text{CH}_3\text{OSO}_3^-$
Stearoyl ethyltrimonium methosulfate	None	The quaternary ammonium salt that conforms to the formula in the figure.	Surfactant-emulsifying agent	$\left[ \begin{array}{c} \text{O} \\    \\ \text{CH}_3(\text{CH}_2)_{16}\text{C}-\text{O}(\text{CH}_2)_2-\text{N}-\text{CH}_3 \\   \\ \text{CH}_3 \end{array} \right]^+ \quad \text{CH}_3\text{OSO}_3^-$
<b>Ester mixture</b>				
Cocoylcholine Methosulfate	852690-27-8	Cocoylcholine Methosulfate is the quaternary ammonium salt that conforms generally to the formula, wherein R represents the alkyl groups derived from coconut fatty acid moiety.	Surfactants; Cleansing Agents	$\left[ \begin{array}{c} \text{O} \\    \\ \text{R}-\text{C}-\text{O}(\text{CH}_2)_2-\text{N}-\text{CH}_3 \\   \\ \text{CH}_3 \end{array} \right]^+ \quad \text{CH}_3\text{OSO}_3^-$
<b>Alkanol acids</b>				
Carnitine	541-15-1	Carnitine is the organic compound that conforms to the formula in the figure.	Antistatic Agents; Hair Conditioning Agents; Skin-Conditioning Agents - Miscellaneous; Surfactants - Cleansing Agents; Surfactants - Foam Boosters; Viscosity Increasing Agents - Aqueous	$\begin{array}{c} \text{O} \\    \\ ^-\text{O}-\text{C}-\text{CH}_2-\text{CH}-\text{CH}_2-\text{N}^+-\text{CH}_3 \\   \\ \text{OH} \quad   \\ \quad \text{CH}_3 \end{array}$
Carnitine HCl	6645-46-1	Carnitine HCl is the organic compound that conforms to the formula in the figure.	Humectants; Skin-Conditioning Agents - Miscellaneous	$\left[ \begin{array}{c} \text{O} \\    \\ \text{HO}-\text{C}-\text{CH}_2-\text{CH}-\text{CH}_2-\text{N}-\text{CH}_3 \\   \\ \text{OH} \quad   \\ \quad \text{CH}_3 \end{array} \right]^+ \quad ^-\text{Cl}$
Carnitine Hydroxycitrate	None	Carnitine Hydroxycitrate is the organic compound that conforms to the formula in the figure.	Skin-Conditioning Agents - Miscellaneous	$\left[ \begin{array}{c} \text{O} \\    \\ \text{HO}-\text{C}-\text{CH}_2-\text{CH}-\text{CH}_2-\text{N}-\text{CH}_3 \\   \\ \text{OH} \quad   \\ \quad \text{CH}_3 \end{array} \right]^+ \quad \begin{array}{c} ^-\text{OOCCH}_2\text{CH}_3 \\ \text{HOCCOOH} \\ \text{HOCHCHOOH} \end{array}$

**Table 3.** Alkanol trimonium compounds and related ethers/esters/acids in this safety assessment.

Ingredient	CAS no.	Definition	Function(s)	Formula
Carnitine PCA	None	Carnitine PCA is the carnitine salt of PCA (q.v.).	Exfoliants	
<b>Acid esters</b>				
Palmitoyl Carnitine	1935-18-8 2364-67-2	Palmitoyl Carnitine is the ester of Carnitine (q.v.) and palmitic acid that conforms to the formula in the figure.	Skin-Conditioning Agents - Miscellaneous	
Acetyl Carnitine	14992-62-2	Acetyl Carnitine is the organic compound that conforms to the formula in the figure.	Skin-Conditioning Agents - Miscellaneous	
Acetyl Carnitine HCl	5080-50-2	Acetyl Carnitine HCl is the organic compound that conforms to the formula in the figure.	Skin-Conditioning Agents - Miscellaneous	

<sup>1</sup> The SCCP<sup>92</sup> concluded that the available data on choline chloride was not sufficient to address concerns about mucous membrane irritation.

**Table 4.** Glycol trimonium compounds and related ethers/esters in this safety assessment.

Ingredient	CAS no.	Definition	Function(s)	Formula/structure
Dihydroxypropyltrimonium chloride	34004-36-9	The quaternary ammonium salt that conforms to the formula in the figure	Skin-conditioning agent-humectant	$\left[ \begin{array}{c} \text{HOCH}_2\text{CCH}_2\text{—N—CH}_3 \\   \quad   \\ \text{OH} \quad \text{CH}_3 \end{array} \right]^+ \text{Cl}^-$
<b>Ethers</b>				
Stearyl PG-trimonium chloride	None	The quaternary ammonium salt that conforms to the formula in the figure.	Antistatic agents; hair conditioning agents; surface modifiers; surfactants-emulsifying agents	$\left[ \begin{array}{c} \text{CH}_3(\text{CH}_2)_{17}\text{OCH}_2\text{CHCH}_3\text{—N—CH}_3 \\   \quad   \\ \text{OH} \quad \text{CH}_3 \end{array} \right]^+ \text{Cl}^-$
Behenyl PG-trimonium chloride	None	The quaternary ammonium salt that conforms to the formula in the figure.	Antistatic agent; hair conditioning agent; surface modifier; surfactant-emulsifying agent	$\left[ \begin{array}{c} \text{OH} \quad \text{CH}_3 \\   \quad   \\ \text{CH}_3(\text{CH}_2)_{21}\text{OCH}_2\text{CHCH}_2\text{—N—CH}_3 \\   \\ \text{CH}_3 \end{array} \right]^+ \text{Cl}^-$
<b>Esters</b>				
Behenyl PG-trimonium chloride	69537-38-8	The quaternary ammonium salt that conforms to the figure.	Antistatic agent; hair conditioning agent	$\left[ \begin{array}{c} \text{O} \quad \text{CH}_3 \\    \quad   \\ \text{CH}_3(\text{CH}_2)_{20}\text{COCH}_2\text{CHCH}_2\text{—N—CH}_3 \\   \quad   \\ \text{OH} \quad \text{CH}_3 \end{array} \right]^+ \text{Cl}^-$
Isostearyl PG-trimonium chloride	None	The quaternary ammonium salt that conforms generally to the formula in the figure.	Antistatic agent; hair conditioning agent	$\left[ \begin{array}{c} \text{O} \quad \text{CH}_3 \\    \quad   \\ \text{CH}_3(\text{CH}_2)_{16}\text{—C—OCH}_2\text{CHCH}_2\text{—N—CH}_3 \\   \quad   \\ \text{OH} \quad \text{CH}_3 \end{array} \right]^+ \text{Cl}^-$
Lauroyl PG-trimonium chloride	None	The quaternary ammonium salt that conforms to the formula in the figure.	Antistatic agent; hair conditioning agent	$\left[ \begin{array}{c} \text{O} \quad \text{CH}_3 \\    \quad   \\ \text{CH}_3(\text{CH}_2)_{10}\text{—C—OCH}_2\text{CHCH}_2\text{—N—CH}_3 \\   \quad   \\ \text{OH} \quad \text{CH}_3 \end{array} \right]^+ \text{Cl}^-$
Stearoyl PG-trimonium chloride	None	The quaternary ammonium salt that conforms to the formula in the figure.	Antistatic agent; hair conditioning agent	$\left[ \begin{array}{c} \text{O} \quad \text{CH}_3 \\    \quad   \\ \text{CH}_3(\text{CH}_2)_{16}\text{COCH}_2\text{CHCH}_2\text{—N—CH}_3 \\   \quad   \\ \text{OH} \quad \text{CH}_3 \end{array} \right]^+ \text{Cl}^-$
Palmitoyl PG-trimonium chloride	None	The quaternary ammonium salt that conforms to the formula in the figure.	Antistatic agent; hair conditioning agent	$\left[ \begin{array}{c} \text{O} \quad \text{CH}_3 \\    \quad   \\ \text{CH}_3(\text{CH}_2)_{14}\text{—C—OCH}_2\text{CHCH}_2\text{—N—CH}_3 \\   \quad   \\ \text{OH} \quad \text{CH}_3 \end{array} \right]^+ \text{Cl}^-$
<b>Diester</b>				
Distearoylpropyl trimonium chloride	None	The quaternary ammonium salt that conforms generally to the formula in the figure.	Antistatic agents; hair conditioning agent	$\left[ \begin{array}{c} \text{O} \quad \text{CH}_3 \\    \quad   \\ \text{CH}_3(\text{CH}_2)_{16}\text{—C—OCH}_2\text{CHCH}_2\text{—N—CH}_3 \\   \quad   \\ \text{H}_3\text{C}(\text{H}_2\text{C})_{16}\text{C—O} \\    \\ \text{O} \end{array} \right]^+ \text{Cl}^-$
<b>Alkenyl ester</b>				
Oleoyl PG-trimonium chloride	None	The quaternary ammonium salt that conforms to the formula in the figure.	Antistatic agent; hair conditioning agent	$\left[ \begin{array}{c} (\text{CH}_2)_7\text{CH}_3 \\   \\ \text{CH} \\    \\ \text{CH}(\text{CH}_2)_7\text{C—OCH}_2\text{CHCH}_2\text{—N—CH}_3 \\    \quad   \\ \text{O} \quad \text{OH} \end{array} \right]^+ \text{Cl}^-$

**Table 5.** Polymers containing trimonium in this safety assessment.

Ingredient	CAS no.	Definition	Function(s)	Formula/structure
<b>Homopolymers</b>				
Polyquaternium-37	26161-33-1	Polyquaternium-37 is the polymeric quaternary ammonium salt that conforms generally to the formula.	Antistatic Agents; Film Formers; Hair Fixatives	
Polyquaternium-14	27103-90-8	Polyquaternium-14 is the polymeric quaternary ammonium salt that conforms generally to the formula.	Antistatic Agents; Film Formers; Hair Fixatives	
<b>Copolymers</b>				
Polyquaternium-28	131954-48-8	Polyquaternium-28 is a polymeric quaternary ammonium salt consisting of vinylpyrrolidone and dimethylaminopropyl methacrylamide monomers. It conforms generally to the formula.	Antistatic Agents; Film Formers; Hair Fixatives	
Polyquaternium-32	35429-19-7	Polyquaternium-32 is the polymeric quaternary ammonium salt that conforms generally to the formula.	Antistatic Agents; Film Formers; Hair Fixatives	
Polyquaternium-33	69418-26-4	Polyquaternium-33 is the polymeric quaternary ammonium salt that conforms generally to the formula.	Antistatic Agents; Film Formers; Hair Fixatives	

**Table 5.** Polymers containing trimonium in this safety assessment.

Ingredient	CAS no.	Definition	Function(s)	Formula/structure
Polyquaternium-35	None	Polyquaternium-35 is the polymeric quaternary ammonium salt that conforms generally to the formula.	Antistatic Agents; Film Formers; Hair Fixatives	$\left[ \begin{array}{c} \text{CH}_3 \\   \\ \text{CH}_2\text{C} \\   \\ \text{C}=\text{O} \\   \\ \text{O} \\   \\ (\text{CH}_2)_2 \\   \\ \text{H}_3\text{C}-\text{N}-\text{CH}_3 \\   \\ \text{CH}_2 \\   \\ \text{COO}^- \end{array} \right]_x \left[ \begin{array}{c} \text{CH}_3 \\   \\ \text{CH}_2\text{C} \\   \\ \text{C}=\text{O} \\   \\ \text{O} \\   \\ (\text{CH}_2)_2 \\   \\ \text{H}_3\text{C}-\text{N}-\text{CH}_3 \\   \\ \text{CH}_3 \end{array} \right]_y^+ \quad \text{yCl}^-$
Polyquaternium-36	None	Polyquaternium-36 is the polymeric quaternary ammonium salt that conforms generally to the formula.	Antistatic Agents; Film Formers; Hair Fixatives	$\left[ \begin{array}{c} \text{CH}_3 \\   \\ \text{CH}_2\text{C} \\   \\ \text{C}=\text{O} \\   \\ \text{O} \\   \\ (\text{CH}_2)_2 \\   \\ \text{CH}_3 \end{array} \right]_x \left[ \begin{array}{c} \text{CH}_3 \\   \\ \text{CH}_2\text{C} \\   \\ \text{C}=\text{O} \\   \\ \text{O} \\   \\ (\text{CH}_2)_2 \\   \\ \text{H}_3\text{C}-\text{N}-\text{CH}_3 \end{array} \right]_y \left[ \begin{array}{c} \text{CH}_3 \\   \\ \text{CH}_2\text{C} \\   \\ \text{C}=\text{O} \\   \\ \text{O} \\   \\ (\text{CH}_2)_2 \\   \\ \text{H}_3\text{C}-\text{N}-\text{CH}_3 \\   \\ \text{CH}_3 \end{array} \right]_z^+ \quad \text{zCH}_3\text{OSO}_3^-$
Polyquaternium-45	None	Polyquaternium-45 is the polymeric quaternary ammonium salt that conforms generally to the formula.	Antistatic Agents; Film Formers; Hair Fixatives	$\left[ \begin{array}{c} \text{CH}_3 \\   \\ \text{CH}_2\text{C} \\   \\ \text{C}=\text{O} \\   \\ \text{O} \\   \\ (\text{CH}_2)_2 \\   \\ \text{H}_3\text{C}-\text{N}-\text{CH}_3 \\   \\ \text{CH}_2 \\   \\ \text{COO}^- \end{array} \right]_x \left[ \begin{array}{c} \text{CH}_3 \\   \\ \text{CH}_2\text{C} \\   \\ \text{C}=\text{O} \\   \\ \text{O} \\   \\ (\text{CH}_2)_2 \\   \\ \text{H}_3\text{C}-\text{N}-\text{CH}_3 \\   \\ \text{CH}_3 \end{array} \right]_y^+ \quad \text{yCH}_3\text{OSO}_3^-$
Polyquaternium-47	None	Polyquaternium-47 is a polymeric quaternary ammonium chloride formed by the reaction of acrylic acid, methyl acrylate and methacrylamido propyltrimonium chloride.	Film Formers; Hair Fixatives; Skin-Conditioning Agents - Miscellaneous	$\left[ \begin{array}{c} \text{CH}_3 \\   \\ \text{CHCH}_2 \\   \\ \text{C}=\text{O} \\   \\ \text{OH} \end{array} \right]_x \left[ \begin{array}{c} \text{CH}_3 \\   \\ \text{CHCH}_2 \\   \\ \text{C}=\text{O} \\   \\ \text{O} \\   \\ \text{CH}_3 \end{array} \right]_y \left[ \begin{array}{c} \text{CH}_3 \\   \\ \text{CHCH}_2 \\   \\ \text{C}=\text{O} \\   \\ \text{NH} \\   \\ (\text{CH}_2)_3 \\   \\ \text{H}_3\text{C}-\text{N}-\text{CH}_3 \\   \\ \text{CH}_3 \end{array} \right]_z^+ \quad \text{zCl}^-$
Polyquaternium-48	None	Polyquaternium-48 is the polymeric quaternary ammonium salt of formed from methacryloyl ethyl betaine, 2-hydroxyethyl methacrylate and methacryloyl ethyl trimethyl ammonium chloride.	Antistatic Agents; Film Formers; Hair Fixatives	$\left[ \begin{array}{c} \text{CH}_3 \\   \\ \text{CCH}_2 \\   \\ \text{C}=\text{O} \\   \\ (\text{CH}_2)_2 \\   \\ \text{H}_3\text{C}-\text{N}-\text{CH}_3 \\   \\ \text{CH}_3 \end{array} \right]_x^+ \left[ \begin{array}{c} \text{CH}_3 \\   \\ \text{CCH}_2 \\   \\ \text{C}=\text{O} \\   \\ \text{O} \\   \\ (\text{CH}_2)_2 \\   \\ \text{OH} \end{array} \right]_y \left[ \begin{array}{c} \text{CH}_3 \\   \\ \text{CCH}_2 \\   \\ \text{C}=\text{O} \\   \\ (\text{CH}_2)_2 \\   \\ \text{H}_3\text{C}-\text{N}-\text{CH}_3 \\   \\ \text{CH}_2 \\   \\ \text{C}=\text{O} \\   \\ \text{O}^- \end{array} \right]_z^+ \quad \text{xCl}^-$
Polyquaternium-53	84647-38-1	Polyquaternium-53 is the polymeric quaternary ammonium salt formed from acrylic acid, acrylamide and methacrylamidopropyl-trimonium chloride monome.	Hair Conditioning Agents	$\left[ \begin{array}{c} \text{CH}_3 \\   \\ \text{CHCH}_2 \\   \\ \text{C}=\text{O} \\   \\ \text{OH} \end{array} \right]_x \left[ \begin{array}{c} \text{CH}_3 \\   \\ \text{CHCH}_2 \\   \\ \text{C}=\text{O} \\   \\ \text{NH}_2 \end{array} \right]_y \left[ \begin{array}{c} \text{CH}_3 \\   \\ \text{CHCH}_2 \\   \\ \text{C}=\text{O} \\   \\ \text{NH} \\   \\ (\text{CH}_2)_3 \\   \\ \text{H}_3\text{C}-\text{N}-\text{CH}_3 \\   \\ \text{CH}_3 \end{array} \right]_z^+ \quad \text{zCl}^-$



**Table 5.** Polymers containing trimonium in this safety assessment.

Ingredient	CAS no.	Definition	Function(s)	Formula/structure
Polyquaternium-63	None	Polyquaternium-63 is the polymeric quaternary ammonium salt formed by acrylamide, acrylic acid and ethyltrimonium chloride acrylate.	Hair Conditioning Agents; Skin-Conditioning Agents - Miscellaneous	
Polyquaternium-73	None	Polyquaternium-73 is a polymeric quaternary ammonium salt consisting of propyltrimonium chloride acrylamide, ethyltrimonium chloride methacrylate and dimethylacrylamide monomers.	Antistatic Agents; Film Formers; Hair Conditioning Agents; Hair Fixatives	
Polyquaternium-91	1020103-28-9	Polyquaternium-91 is a polymeric quaternary ammonium salt of hydroxypropyl methacrylate and polyethylene glycol methacrylate quaternized with ethyltrimonium chloride methacrylate.	Film Formers; Hair Conditioning Agents; Surface Modifiers	
Acrylamide/ethyltrimonium chloride acrylate/ethalkonium chloride acrylate copolymer	None	A copolymer of acrylamide, ethyltrimonium chloride acrylate, and ethalkonium chloride acrylate monomers.	Film former, hair conditioning agent; skin-conditioning agent-miscellaneous; slip modifier viscosity increasing agent-aqueous	
Acrylamidopropyl trimonium chloride/acrylamide copolymer	None	A copolymer of acrylamide and acrylamidopropyl-trimonium chloride monomers.	Hair conditioner	

**Table 5.** Polymers containing trimonium in this safety assessment.

Ingredient	CAS no.	Definition	Function(s)	Formula/structure
Acrylamidopropyl-trimonium chloride/acrylates copolymer	None	A copolymer of one or more of the monomers formed from the amide of acrylic acid, methacrylic acid and aminopropyl-trimethyl-ammonium chloride and one or more monomers of acrylic acid, methacrylic acid or one of their esters.	Antistatic agent; film former; hair fixative	

**Table 6.** Technical and trade names of straight-chain alkyl, trimonium compounds in this safety assessment.<sup>2</sup>

Ingredient	CAS no.	Technical names	Trade names
Laurtrimonium bromide	1119-94-4	Ammonium, dodecyltrimethyl-,bromide 1-Dodecanaminium, N,N,N-Trimethyl-, Bromide Lauryltrimethylammonium Bromide N,N,N-Trimethyl-1-Dodecanaminium Bromide	
Laurtrimonium chloride	112-00-5	Ammonium, Dodecyltrimethyl-, Chloride 1-Dodecanaminium, N,N,N-Trimethyl-, Chloride Dodecyltrimethylammonium Chloride Lauryl Trimethyl Ammonium Chloride N,N,N-Trimethyl-1-Dodecanaminium Chloride	Arquad 12-37W Chemquat 12-33 Chemquat 12-50 Empigen 5089 Laurene Nikkol CA-2150
Myrtrimonium bromide	1119-97-7	Ammonium, Trimethyltertradecyl-, Bromide Myristyl Trimethyl Ammonium Bromide Quaternium-13 1-Tetradecanaminium, N,N,N-Trimethyl-, Bromide Tetradecyltrimethylammonium Bromide tetradonium bromide (INN) N,N,N-Trimethyl-1-Tetradecanaminium Bromide	Mytab Rhodaquat M-214C/99 Sumquat 6110
Cetrimonium chloride	112-02-7	Cetyl Trimethyl Ammonium Chloride 1-Hexadecanaminium, N,N,N-Trimethyl-, Chloride Hexadecyltrimethylammonium Chloride N,N,N-Trimethyl-1-Hexadecanaminium Chloride	AEC Cetrimonium Chloride Ammonyx CETAC Ammonyx CETAC-30 Arquad 16-25W Arquad 16-29W Barquat CT-29 Carsoquat CT-429 CTAC Dehyquart A-CA Genamin CTAC Genamin CTAC 50 Incroquat CTC-30 Jeequat CT-29 Nikkol CA-2330 Nikkol CA-2350 OriStar CMC Protaquat CT-29 Saboquat CTA Saboquat CTA 25 Thorquat CTC30 Varisoft 300
Cetrimonium bromide	57-09-0	Cetab cetrimidum (EP) cetrimonium bromide (INN) Cetyl Trimethyl Ammonium Bromide Cetyltrimethylammonium Bromide Powder 1-Hexadecanaminium, N,N,N-Trimethyl-, Bromide Hexadecyltrimethylamine Bromide Hexadecyltrimethylammonium Bromide N,N,N-Trimethyl-1-Hexadecanaminium Bromide	Acetoquat CTAB Bromat Cetrimide Rhodaquat M-242B/99 RonaCare Cetrimonium Bromide RonaCare Cetrimonium Bromide Sumquat 6030
Cetrimonium methosulfate	65060-02-8	Cetyltrimethylammonium Methyl Sulfate 1-Hexadecanaminium, N,N,N-Trimethyl-, Methyl Sulfate Hexadecyltrimethylammonium Methosulfate N,N,N-Trimethyl-1-Hexadecanaminium Methyl Sulfate	Crodazosoft DBQ
Cetrimonium saccharinate	2478-29-7	Cetyltrimethylammonium Benzosulfimide Cetyltrimethylammonium Saccharinate Solution 1-Hexadecanaminium, N,N,N-Trimethyl-, Salt with 1,2-Benzisothiazol-3(2H)-one, 1,1-Dioxide (1:1)	
Cetrimonium tosylate	138-32-9	Cetyl Trimethyl Ammonium p-Toluene Sulfonate; 1-Hexadecanaminium, N,N,N-Trimethyl-, Salt with 4-Methylbenzenesulfonic Acid (1:1); Hexadecyltrimethylammonium p-Tosylate; N,N,N-Trimethyl-1-Hexadecanaminium Salt with 4-Methylbenzenesulfonic Acid	Cetats

**Table 6.** Technical and trade names of straight-chain alkyl, trimonium compounds in this safety assessment.<sup>2</sup>

<b>Ingredient</b>	<b>CAS no.</b>	<b>Technical names</b>	<b>Trade names</b>
Steartrimonium chloride	112-03-8	1-Octadecanaminium, N,N,N-Trimethyl-, Chloride; Quaternium-10; Stearyl Trimethyl Ammonium Chloride; Stearyl Trimethyl Ammonium Chloride Solution; N,N,N-Trimethyl-1-Octadecanaminium Chloride	Genamin STAC Nikkol CA-2450 Nikkol CA-2465 OriStar STAC
Steartrimonium bromide	None		
Steartrimonium methosulfate	18684-11-2	1-Octadecanaminium, N,N,N-Trimethyl-, Methyl Sulfate; Stearyl Trimethylammonium Methyl Sulfate; Stearyltrimonium Methosulfate; N,N,N-Trimethyl-1-Octadecanaminium Methyl Sulfate	Empigen CM
Steartrimonium saccharinate	None		
Behentrimonium chloride	17301-53-0	1-Docosanaminium, N,N,N-Trimethyl-, Chloride; N,N,N-Trimethyl-1-Docosanaminium Chloride	Genamin BTLF; Genamin KDMP; Incroquat Behenyl TMC-85; Nikkol CA-2580; Varisoft BT 85 Pellets
Behentrimonium methosulfate	81646-13-1; 241148-21-0	Behenyl Trimethyl Ammonium Methosulfate; 1-Docosanaminium, N,N,N-Trimethyl-, Methosulfate; N,N,N-Trimethyl-1-Docosanaminium Methosulfate	Global Seven Gloquat BQ Incroquat Behenyl 18-MEA Incroquat Behenyl TMS Incroquat Behenyl TMS Incroquat Behenyl TMS-50 KeraTint EZ Varisoft BTMS Pellets
Octacosatrimonium chloride	None	Alkyl (28) Trimethyl Ammonium Chloride	
<b>Straight-chain alkyl mixtures</b>			
Ceteartrimonium chloride	None	Alkyl (16,18) Trimethylammonium Chloride	
Hydrogenated tallowtrimonium chloride	61788-78-1	Quaternary Ammonium Compounds, (Hydrogenated Tallow Alkyl)Trimethyl, Chlorides	Arquad HT-50
Hydrogenated palmtrimonium chloride	None		
Soytrimonium chloride	61790-41-8	Quaternary Ammonium Compounds, Trimethylsoy Alkyl, Chlorides; Quaternium-9; N-(Soy Alkyl)-N,N,N-Trimethyl Ammonium Chloride; Soyatrimonium Chloride; Soy Trimethyl Ammonium Chloride	Arquad S-60 PG Silab/Capilisse
Tallowtrimonium chloride	8030-78-2	Quaternary Ammonium Compounds, Tallow Alkyl Trimethyl, Chlorides; Tallow Trimethyl Ammonium Chloride	ACC AMD-2 Emulsion Arquad T-50 Dow Corning 1669 Cationic Emulsion Emulsil CT-30 Jeesilc 92
Cocotrimonium chloride	61789-18-2	The quaternary ammonium salt that conforms generally to the formula in the figure. R represents the alkyl groups derived from coconut oil	Antistatic agent; hair conditioning agent
Cocotrimonium methosulfate	None		Luviquat Mono LS; Servamine KAC 458
<b>Branched alkyl</b>			
Octyldodecyltrimonium chloride	None		
Dodecylhexadecyltrimonium chloride	103807-18-7	1-Hexadecanaminium, 2-Dodecyl-N,N,N-Trimethyl-, Chloride	Quartamin 280GP

**Table 7.** Technical and trade names of amide trimonium compounds in this safety assessment.<sup>2</sup>

Ingredient	CAS no.	Technical names	Trade names
<b>Alkyl amidopropyl</b>			
Acetamidopropyl trimonium chloride	123776-56-7	3-(Acetylamino)-N,N,N-Trimethyl-1-Propanaminium Chloride; 1-Propanaminium, 3-(Acetylamino)-N,N,N-Trimethyl-, Chloride	AEC Acetamidopropyl Trimonium Chloride; Incromectant AQ; Quamide AME-50
Cinnamidopropyltrimonium chloride	None		Crodasorb UV-283
Palmitamidopropyl trimonium chloride	51277-96-4	(Hexadecylamidopropyl)trimethylammonium Chloride; 1-Propanaminium, N,N,N-Trimethyl-3-((1-oxohexadecyl)amino)-, Chloride; Trimethyl(3-Palmitamidopropyl)Ammonium Chloride	Varisoft PATC
Stearamidopropyl trimonium methosulfate	19277-88-4	1-Propanaminium, N,N,N-Trimethyl-3-[(1-Oxo-octadecyl)Amino]-, Methyl Sulfate; N,N,N-Trimethyl-3-[(1-Oxo-octadecyl)Amino]-1-Propanaminium Methyl Sulfate	
Behenamidopropyl-trimonium methosulfate	None		Incroquat BBO-35
<b>Alkyl amidopropyl mixtures</b>			
Babassuamidopropyl-trimonium chloride	None		Polygreen Orbignya Quat
Babassuamidopropyl-trimonium methosulfate	None		Incroquat BBO-35
Palmamidopropyl trimonium methosulfate	None		
Shea butteramidopropyl-trimonium chloride	None		Lipex Shea Q
Cocamidopropyltrimonium chloride	None		
Olivamidopropyltrimonium chloride	None		Polygreen Catiolive
<b>Alkenyl amidopropyl</b>			
Undecylenamidopropyl-trimonium methosulfate	None	Undecylenamidopropyl Trimethylammonium Methyl Sulfate	Rewocid UTM 185
<b>Alkanol amidopropyl</b>			
Lactamidopropyl trimonium chloride	93507-51-8	3-Lactamidopropyl)Trimethylammonium Chloride; 1-Propanaminium, 3-((2-hydroxy-1-oxopropyl)amino)-N,N,N-trimethyl-, chloride	AEC Lactamidopropyl Trimonium Chloride; Incromectant LQ
Hydroxystearamidopropyl trimonium chloride	127312-01-0	3-[(12-Hydroxy-1-Oxo-octadecyl)Amino]-N,N,N-Trimethyl-1-Propanaminium Chloride; 1-Propanaminium, 3-[(12-Hydroxy-1-Oxo-octadecyl)Amino]-N,N,N-Trimethyl-, Chloride	
Hydroxystearamidopropyl trimonium methosulfate	127312-00-9	3-[(12-Hydroxy-1-Oxo-octadecyl)Amino]-N,N,N-Trimethyl-1-Propanaminium Methyl Sulfate (Salt); 1-Propanaminium, 3-[(12-Hydroxy-1-Oxo-octadecyl)Amino]-N,N,N-Trimethyl-, Methyl Sulfate (Salt)	
<b>Alkenol amidopropyl</b>			
Ricinoleamidopropyl-trimonium chloride	127311-98-2	3-[(12-Hydroxy-1-Oxo-9-Octadecenyl)Amino]-N,N,N-Trimethyl-2-Propanaminium Chloride; 1-Propanaminium, 3-[(12-Hydroxy-1-Oxo-9-Octadecenyl)Amino]-N,N,N-Trimethyl-, Chloride; Ricinoleamidopropyl Trimethylammonium Chloride	
Ricinoleamidopropyl-trimonium methosulfate	85508-38-9	3-[(12-Hydroxy-1-Oxo-9-Octadecenyl)Amino]-N,N,N-Trimethyl-1-Propanaminium Methyl Sulfate; 1-Propanaminium, 3-[(12-Hydroxy-1-Oxo-9-Octadecenyl)Amino]-N,N,N-Trimethyl-, Methyl Sulfate; Ricinoleamidopropyl Trimethylammonium Methyl Sulfate	Varisoft RTM 50
<b>Amido alkyl ether/glycol-ether</b>			
Acetamidoethoxybutyl trimonium chloride	None		
Acetamidoethyl PG-trimonium chloride	167614-36-0	1-Propanaminium, 3-[2-(Acetylamino)Ethoxy]-2-Hydroxy-N,N,N-Trimethyl-, Chloride	AC Quaternized Acetamide; Quamectant AM-50

**Table 8.** Technical and trade names of alkanol trimonium compounds in this safety assessment.<sup>2</sup>

Ingredient	CAS no.	Technical names	Trade names
Choline chloride	67-48-1	Choline chloride (INN); Ethaniminium, 2-Hydroxy-N,N,N-Trimethyl-, Chloride; Ethannaminium, 2-Hydroxy-N,N,N-Trimethyl-, Chloride; ( $\beta$ -Hydroxyethyl)Trimethylammonium Chloride	Choline Chloride Aqueous Solution
<b>Ether</b>			
Stearoxypropyltrimonium chloride	23328-71-4	Ammonium, Trimethyl[3-Octadecyloxy)Propyl]-, Chloride	Quartamin E-80K
<b>Esters</b>			
Lauroyl ethyltrimonium methosulfate	851385-89-2		Surfactive V 12
Myristoyl ethyltrimonium methosulfate	851385-90-5		Surfactive V 14
Palmitoyl ethyltrimonium methosulfate	None		Surfactive V 16
Stearoyl ethyltrimonium methosulfate	None		Surfactive V 18
<b>Ester mixture</b>			
Cocoylcholine Methosulfate	852690-27-8	Ethaniminium, 2-Hydroxy-N,N,N-Trimethyl-, Esters with Coco Fatty Acids, Me Sulfates	surfactive vcc
<b>Alkanol acids</b>			
Carnitine	541-15-1	Ammonium, (3-carboxy-2-hydroxypropyl)trimethyl-, hydroxide, inner salt, L-; 3-Carboxy-2-Hydroxy-N,N,N-Trimethyl-1-PropanaminiumHydroxide, Inner Salt; carnitine (INN); levocarnitine (INN); 1-Propanaminium, 3-Carboxy-2-Hydroxy-N,N,N-Trimethyl-, Hydroxide, Inner Salt	AEC Carnitine (Acetyl L); Natrulon RC Reparative/Exfoliant; Natrulon RC-50 Reparative/Exfoliant; OriStar LCNT
Carnitine HCl	6645-46-1	DL-Carnitine HCl; L-Carnitine Hydrochloride; 1-Propanaminium, 3-Carboxy-1-, Hydroxyl-N,N,N-Trimethyl-, Chloride; 1-Propanaminium, 3-Carboxy-2-Hydroxy-N,N,N-Trimethyl-, Chloride	OriStar LCH; Seltzer Chemicals L-Carnitine HCL
Carnitine Hydroxycitrate	None		Lipolyse HCC
Carnitine PCA	None		Vamactive CR
<b>Acid esters</b>			
Palmitoyl Carnitine	1935-18-8; 2364-67-2	Ammonium, (3-Carboxy-2-Hydroxypropyl)trimethyl-, Hydroxide, Inner Salt, Palmitate; Hexadecanoyl Carnitine; Palmitic Acid, Ester with (3-Carboxy-2-Hydroxypropyl)Trimethylammonium Hydroxide Inner Salt; Propanaminium, 3-Carboxy-N,N,N-Trimethyl-2-((1-Oxohehexadecyl)Oxy)-, Inner Salt	Vexel
Acetyl Carnitine	14992-62-2	1-Propanaminium, 2-(Acetyloxy)-3-Carboxy-N,N,N-Trimethyl-, Inner Salt	OriStar ACC
Acetyl Carnitine HCl	5080-50-2	1-Propanaminium, 2-(Acetyloxy)-3-Carboxy-N,N,N-Trimethyl-, Chloride	Acetyl-L-Carnitine Hydrochloride; OriStar ACH

**Table 9.** Technical and trade names of glycol trimonium compounds in this safety assessment.<sup>2</sup>

<b>Ingredient</b>	<b>CAS no.</b>	<b>Technical names</b>	<b>Trade names</b>
Dihydroxypropyltrimonium chloride	34004-36-9		PD Quat
<b>Ethers</b>			
Stearyl PG-trimonium chloride	None		atinal SHC-65ET
Behenyl PG-trimonium chloride	None		Catinal BHC-60BE
<b>Esters</b>			
Behenoyl PG-trimonium chloride	69537-38-8	(3-Behenoyloxy-2-Hydroxypropyl)Trimethyl Ammonium Chloride	Quartamin BTC 131
Isostearyl PG-trimonium chloride	None		
Lauroyl PG-trimonium chloride	None		Quartamin BTC 132
Stearoyl PG-trimonium chloride	None	Stearoyl Propylene Glycol Trimethylammonium Chloride	
Palmitoyl PG-trimonium chloride	None		
<b>Diester</b>			
Distearoylpropyl trimonium chloride	None		
<b>Alkenyl ester</b>			
Oleoyl PG-trimonium chloride	None		

**Table 10.** Technical and trade names of polymers containing trimonium in this safety assessment.<sup>2</sup>

<b>Ingredient</b>	<b>CAS no.</b>	<b>Technical names</b>	<b>Trade names</b>
<b>Homopolymers</b>			
Polyquaternium-37	26161-33-1	Choline, Chloride, Methacrylate, Polymer; Ethanaminium, N,N,N-Trimethyl-2-[(Methyl-1-Oxo-2-Propenyl)Oxy]-, Chloride, Homopolymer; Trimethylaminoethyl Methacrylate Chloride Polymer; N,N,N-Trimethyl-2-[(Methyl-1-Oxo-2-Propenyl)Oxy]Ethanaminium Chloride, Homopolymer	Kleasol 100XT; OriStar PQ37; Synthalen CN; Synthalen CR; Synthalen CU; Synttran PC 5320; Ultrigel 300
Polyquaternium-14	27103-90-8	Choline, Methyl Sulfate, Methacrylate, Polymer; Ethanaminium, N,N,N-Trimethyl-2-[(2-Methyl-1-Oxo-2-Propenyl)Oxy]-, Methyl Sulfate, Homopolymer	
<b>Copolymers</b>			
Polyquaternium-28	131954-48-8	* 1-Propanaminium, N,N,N-Trimethyl-3-[(2-Methyl-1-Oxo-2-Propenyl)Amino]-, Chloride, Polymer with 1-Ethenyl-2-Pyrrolidinone; Vinylpyrrolidone/Methacrylamidopropyltrimethylammonium Chloride Copolymer	1-Propanaminium, N,N,N-Trimethyl-3-[(2-Methyl-1-Oxo-2-Propenyl)Amino]-, Chloride, Polymer with 1-Ethenyl-2-Pyrrolidinone; Vinylpyrrolidone/Methacrylamidopropyltrimethylammonium Chloride Copolymer
Polyquaternium-32	35429-19-7	Acrylamide-Dimethylaminoethyl Methacrylate Methyl Chloride Copolymer; Ethanaminium, N,N,N-Trimethyl-2-[(2-Methyl-1-Oxo-2-Propenyl)Oxy]-, Chloride, Polymer with 2-Propenamide * Acrylamide-Dimethylaminoethyl Methacrylate Methyl Chloride Copolymer; Ethanaminium, N,N,N-Trimethyl-2-[(2-Methyl-1-Oxo-2-Propenyl)Oxy]-, Chloride, Polymer with 2-Propenamide	
Polyquaternium-33	69418-26-4	Acrylamide-Dimethylaminoethyl; Ethanaminium, N,N,N-Trimethyl-2-[1-Oxo-2-Propenyl)Oxy]-, Chloride, Polymer with 2-Propenamide.	Ultimer CG-200
Polyquaternium-35	None		Plex 3074 L
Polyquaternium-36	None		Plex 4739 L
Polyquaternium-45	None		
Polyquaternium-47	None	1-Propanaminium, N,N,N-Trimethyl-3-[(2-Methyl-1-Oxo-2-Propenyl)Amino]-, Chloride, Polymer with Methyl 2-Propenoate and 2-Propenoic Acid	Merquat 2001; Merquat 2001N
Polyquaternium-48	None		Plascize L-450
Polyquaternium-53	84647-38-1	Acrylic Acid/Acrylamide/Methacrylamidopropyltrimonium Chloride Copolymer	Merquat 2003
Polyquaternium-63	None		Octacare PQ63; OF-308
Polyquaternium-73	None		Diaformer C-802; Diaformer C-823; Diasleek C-802; Diasleek C-823
Polyquaternium-91	1020103-28-9	Ethanaminium, N,N,N-trimethyl-2-[(2-methyl-1-oxo-2-propenyl-1-yl)oxy]-, chloride (1:1), polymer with $\alpha$ -(1-oxo-2-propenyl-1-yl)- $\theta$ -hydroxypoly(oxy-1,2-ethanediyl) and 1,2-propanediol mono(2-methyl-2-propenoate)	Film Formers; Hair Conditioning Agents; Surface Modifiers
Acrylamide/ethyltrimonium chloride acrylate/ethalkonium chloride acrylate copolymer	None		Ultimer CG-400
Acrylamidopropyltrimonium Chloride/Acrylamide Copolymer	None		Salcare SC60
Acrylamidopropyltrimonium chloride/acrylates copolymer	None		Produkt W 37194



**Table 11.** Physical and chemical properties

Property	Value
<b>Straight-chain alkyl</b>	
<b>Behentrimonium chloride</b>	
Molecular weight	404.161
Appearance	Waxy solid (mixed with isopropanol) White solid (mixed with cetearyl alcohol)
Odor	Similar of isopropanol (mixed with isopropanol)
Melting Point (°C)	85 (mixed with isopropanol) ~50 (mixed with cetyl alcohol)
pH	4.9 (3% in water; mixed with isopropanol) 6.0-7.5 (10% in water; mixed with cetyl alcohol)
Density (kg/m <sup>3</sup> )	900
<b>Behentrimonium methosulfate</b>	
Molecular weight	479.801
<b>Cetrimonium bromide</b>	
Molecular weight	364.48
Melting point (°C)	237-243
Solubility	Water and acetone Not in benzene and ether
pH	Stable in acidic pH Opimum biocide range 4-10
Incompatible	anionics, soap, nitrates, heavy metals, oxidants, rubber, proteins, and blood
<b>Cetrimonium chloride</b>	
Stability (2% in mineral oil/water emulsion)	5, 25, 37, and 60°C for 1 month
<b>Cetrimonium methosulfate</b>	
Molecular weight	395.640
<b>Cetrimonium saccharinate</b>	
Molecular weight	466.721
<b>Cetrimonium tosylate</b>	
Molecular weight	455.74
<b>Laurtrimonium bromide</b>	
Molecular weight	308.346
Melting point (°C)	293 (in acetone) 243 217-219 (in ethanol, diethyl ether) 228-230 231 218-220 245 61 246
<b>Laurtrimonium chloride</b>	
Molecular weight	263.895
Melting point (°C)	246 248-249.5 (in ethyl acetate)
Solubility	Carbon tetrachloride, chloroform
<b>Laurtrimonium trichlorophenoxide</b>	
Molecular weight	424.88
<b>Myrtrimonium bromide</b>	
Molecular weight	350.42
Appearance	Amber liquid
Odor	Characteristic
pH	7.5-8.5
Boiling point (°C)	100
Density	1
<b>Steartrimonium bromide</b>	
Molecular weight	392.50
<b>Steartrimonium chloride</b>	
Molecular weight	348.13
Appearance	Amber liquid
Active quaternary (%)	~50
<b>Steartrimonium methosulfate</b>	
Molecular weight	423.69

**Table 11.** Physical and chemical properties

Property	Value
<b>Steartrimonium saccharinate</b>	
Molecular weight	494.77
<b>Straight-chain alkyl mixtures</b>	
<b>Soytrimonium Chloride</b>	
pH	7.5-8.5
Odor	Characteristic
Boiling Point	100°
<b>Tallowtrimonium chloride</b>	
Appearance	Clear to pale yellow liquid
Boiling point (°C)	100
Melting point (°C)	20
pH	6-9 (10% aqueous)
Solubility	water
<b>Branched alkyl</b>	
<b>Dodecylhexadecyl-trimonium chloride</b>	
Molecular weight	488.322
<b>Octyldodecyltrimonium chloride</b>	
Molecular weight	376.108
<b>Alkyl amidopropyl</b>	
<b>Acetamidopropyl trimonium chloride</b>	
Molecular weight	194.704
<b>Behenamidopropyltrimonium methosulfate</b>	
Molecular weight	550.879
<b>Palmitamidopropyltrimonium chloride</b>	
Molecular weight	391.079
<b>Stearamidopropyl trimonium methosulfate</b>	
Molecular weight	494.772
<b>Alkenyl amidopropyl</b>	
<b>Undecylenamidopropyltrimonium methosulfate</b>	
Molecular weight	394.569
<b>Alkanol amidopropyl</b>	
<b>Lactamidopropyl trimonium chloride</b>	
Molecular weight	224.730
<b>Hydroxystearamidopropyl trimonium chloride</b>	
Molecular weight	435.132
<b>Hydroxystearamidopropyl trimonium methosulfate</b>	
Molecular weight	510.771
<b>Alkenol amidopropyl</b>	
<b>Ricinoleamidopropyltrimonium chloride</b>	
Molecular weight	433.166
Appearance	Slightly viscous liquid
pH	3.5
Solubility	Soluble in deionized water, propylene glycol, SD alcohol 40, castor oil. Insoluble in cyclomethicone and isopropyl myristate.
<b>Ricinoleamidopropyltrimonium methosulfate</b>	
Molecular weight	508.756
<b>Amido alkyl ether/glycol-ether</b>	
<b>Acetamidoethoxybutyl trimonium chloride</b>	
Molecular weight	252.784
<b>Acetamidoethyl PG-trimonium chloride</b>	
Molecular weight	254.75
Appearance	Clear, pale straw-colored liquid
Odor	Sweet note
Boiling point (°C)	105
Specific gravity	1.03
Solubility	Water
<b>Alkanol</b>	
<b>Acetyl Carnitine HCl</b>	
Molecular weight	239.093
Physical appearance	Crystalline powder
<b>Carnitine</b>	
Molecular weight	161.20
Physical appearance	White solid

**Table 11.** Physical and chemical properties

Property	Value
Melting point	210.00-212.00°C
Solubility	Practically insoluble in acetone, ethyl acetate
Water	2500 g/l
<b>Carnitine HCL</b>	
Molecular weight	197.66
Physical appearance	Solid
Melting point (decomposes)	142°C
<b>Carnitine Hydroxycitrate</b>	
Molecular weight	433.492
<b>Carnitine PCA</b>	
Molecular weight	290.313
<b>Choline chloride</b>	
Molecular weight	139.624
Appearance	White Crystals
Odor	Slight amine odor
Solubility	Water
pH	Neutral or slightly acidic (aq.)
Melting point	244-247°C
Density	1.1 g/cm <sup>3</sup>
Partition coefficient	-3.77 at 25°C
<b>Lauroyl ethyltrimonium methosulfate</b>	
Molecular weight	397.569
<b>Myristoyl ethyltrimonium methosulfate</b>	
Molecular weight	425.623
<b>Palmitoyl Carnitine</b>	
Molecular weight	399.608
<b>Palmitoyl ethyltrimonium methosulfate</b>	
Molecular weight	453.676
<b>Stearoxypropyltrimonium chloride</b>	
Molecular weight	106.134
<b>Stearoyl ethyltrimonium methosulfate</b>	
Molecular weight	481.730
<b>Glycols</b>	
<b>Behenoyl PG-trimonium chloride</b>	
Molecular weight	492.224
Appearance	Solid paste at 20°C
Odor	Characteristic
pH	3-5 at 20°C
Melting point (°C)	50
Flash point (°C)	>100
Density (g/cm <sup>3</sup> )	0.95 @ 70°C
<b>Behenyl PG-trimonium chloride</b>	
Molecular weight	479.248
<b>Dihydroxypropyltrimonium chloride</b>	
Molecular weight	169.65
<b>Distearoylpropyl trimonium chloride</b>	
Molecular weight	702.57
<b>Isostearoyl PG-trimonium chloride</b>	
Molecular weight	452.116
<b>Lauroyl PG-trimonium chloride</b>	
Molecular weight	351.956
<b>Oleoyl PG-trimonium chloride</b>	
Molecular weight	434.101
<b>Palmitoyl PG-trimonium chloride</b>	
Molecular weight	408.063
<b>Stearyl PG-trimonium chloride</b>	
Molecular weight	422.133
<b>Stearoyl PG-trimonium chloride</b>	
Molecular weight	436.117
<b>Polymers containing trimonium</b>	
<b>Acrylamide/ethyltrimonium chloride acrylate/ethalkonium chloride acrylate copolymer</b>	
Molecular weight of monomers	721.39
<b>Acrylamidopropyl-trimonium chloride/acrylamide copolymer</b>	
Molecular weight of monomers	259.388

**Table 11.** Physical and chemical properties

Property	Value
<b>Acrylamidopropyl-trimonium chloride/acrylates copolymer</b>	
Molecular weight of monomers	259.365
<b>Acrylamidopropyl-trimonium chloride/acrylamide copolymer</b>	
Molecular weight of monomers	259.39
<b>Polyquaternium-14</b>	
Molecular weight of monomers	301.401
<b>Polyquaternium-28</b>	
Molecular weight of monomers	302.257
Number-average molecular weight	>1000
Max low molecular weight species (%)	<1
Appearance (20°C; 101.3 kPa)	Hazy, highly viscous liquid
Glass-transition temperature	177°C
Specific gravity	1050 kg/m <sup>3</sup>
Solubility	Freely soluble in water
Partition co-efficient (n-octanol/water; 20°C; log P <sub>o/w</sub> ))	<-1.2
Hydrolysis after 3 months as a function of pH	
pH 7, room temperature	7.2%
pH 7, 45°C	11.2%
pH 10, 45°C	17%
Adsorption/desorption (K <sub>OC</sub> )	1653
<b>Polyquaternium-32</b>	
Molecular weight of monomers	262.389
<b>Polyquaternium-33</b>	
Molecular weight of monomers	246.346
Physical appearance	Straw colored liquid
Odor	Mild amine odor
Flash Point	200°F (93.3°C)
Solubility	Water
Evaporation rate	<1 (butyl acetate = 1)
<b>Polyquaternium-35</b>	
Molecular weight of monomers	407.566
<b>Polyquaternium-36</b>	
Molecular weight of monomers	465.390
<b>Polyquaternium-37</b>	
Molecular weight of monomers	225.757
<b>Polyquaternium-45</b>	
Molecular weight of monomers	407.313
<b>Polyquaternium-47</b>	
Molecular weight of monomers	349.486
<b>Polyquaternium-48</b>	
Molecular weight of monomers	987.772
<b>Polyquaternium-53</b>	
Molecular weight of monomers	334.475
<b>Polyquaternium-63</b>	
Molecular weight of monomers	317.424
<b>Polyquaternium-73</b>	
Molecular weight of monomers	448.683
<b>Polyquaternium-91</b>	
Molecular weight of monomers	394.566

**Table 12.** Historical and current cosmetic product uses and concentrations for cetrimonium bromide, cetrimonium chloride and steartrimonium chloride.

Product Category	1994 uses (Andersen 1994)	2010 uses (FDA 2010)	2009 concentrations (Council 2009) (%)
<i>Cetrimonium Bromide</i>			
<b>Eye makeup</b>			
Eyeliners (834)	-	-	0.3
Eye shadow (1343)	1	7	0.1
Mascara (528)	-	1	-
<b>Fragrance products</b>			
Colognes and toilet waters (1426)	1	1	-
Powders (237)	3	-	-
<b>Noncoloring hair care products</b>			
Conditioners (1313)	13	27	0.1-3
Sprays/aerosol fixatives (321)	-	-	0.2
Rinses (34)	1	-	-
Shampoos (1487)	1	1	-
Tonics, dressings, etc. (1321)	3	7	0.1-0.2
Other (838)	-	-	0.3
<b>Hair coloring products</b>			
Bleaches (147)	-	-	2
<b>Makeup</b>			
Blushers (471)	1	5	-
Face powders (724)	3	4	-
Foundations (624)	1	-	-
Lipsticks (2045)	-	-	0.3
<b>Personal hygiene products</b>			
Underarm deodorants (623)	1	1	0.1
Other (925)	-	1	-
<b>Shaving products</b>			
Aftershave lotions (381)	-	-	0.1
Men's talcum (3)	1	-	-
<b>Skin care products</b>			
Skin cleansing creams, lotions, liquids, and pads (1528)	1	2	-
Face and neck creams, lotions, powder and sprays (1652)	1	-	-
Body and hand creams, lotions, powder and sprays (1875)	-	1	0.1
Moisturizers (2750)	3	3	-
Paste masks/mud packs (462)	-	1	-
Skin fresheners (267)	-	-	0.1
<b>Suntan products</b>			
Other (61)	1	-	-
<b>Total uses/ranges for cetrimonium bromide</b>	<b>37</b>	<b>68</b>	<b>0.1-2</b>
<i>Cetrimonium chloride</i>			
<b>Baby products</b>			
Other (149)	-	5	-
<b>Bath products</b>			
Soaps and detergents (1781)	-	3	0.09
Other (234)	-	1	-
<b>Eye makeup</b>			
Eye lotions (260)	-	-	0.0008
Eye makeup remover (133)	-	1	-
<b>Fragrance products</b>			
Colognes and toilet waters (1426)	-	-	0.1
<b>Noncoloring hair care products</b>			
Conditioners (1313)	86	435	0.1-10
Sprays/aerosol fixatives (321)	1	1	0.08-0.5
Straighteners (181)	-	17	0.2-0.5
Permanent waves (75)	2	6	0.2-0.4
Rinses (34)	3	12	0.08
Shampoos (1487)	1	43	0.004-0.5
Tonics, dressings, etc. (1321)	17	149	0.1-3

**Table 12.** Historical and current cosmetic product uses and concentrations for cetrimonium bromide, cetrimonium chloride and steartrimonium chloride.

Product Category	1994 uses (Andersen 1994)	2010 uses (FDA 2010)	2009 concentrations (Council 2009) (%)
Wave sets (60)	3	2	-
Other (838)	16	141	0.5-2
<b>Hair coloring products</b>			
Dyes and colors (2382)	18	92	0.2-0.3
Tints (6)	-	1	-
Rinses (40)	-	5	-
Shampoos (36)	2	3	-
Color sprays (7)	-	2	-
Bleaches (147)	-	7	-
Other (168)	-	7	0.3
<b>Makeup</b>			
Other (536)	-	-	0.3
<b>Nail care products</b>			
Other (137)	2	1	-
<b>Personal hygiene products</b>			
Underarm deodorants (623)	-	9	0.1
<b>Shaving products</b>			
Aftershave lotions (381)	-	1	-
<b>Skin care products</b>			
Skin cleansing creams, lotions, liquids, and pads (1528)	2	4	0.2
Depilatories (56)	-	-	0.1
Face and neck creams, lotions, powder and sprays (1652)	-	-	0.08-1
Body and hand creams, lotions, powder and sprays (1875)	2	1	0.2-3
Moisturizers (2750)	3	-	-
Skin fresheners (267)	2	1	-
Other (1446)	3	4	-
<b>Suntan products</b>			
Indoor tanning preparations (247)	-	3	-
<b>Total uses/ranges for cetrimonium chloride</b>	<b>162</b>	<b>959</b>	<b>0.0008-10</b>
<i><b>Steartrimonium chloride</b></i>			
<b>Noncoloring hair care products</b>			
Conditioners (1313)	3	19	2
Sprays/aerosol fixatives (321)	-	-	0.2
Permanent waves (75)	1	1	3
Rinses (34)	-	-	2-3
Shampoos (1487)	-	-	3
Tonics, dressings, etc. (1321)	-	4	0.3
Other (838)	2	7	-
<b>Hair coloring products</b>			
Dyes and colors (2382)	-	8	0.4-4
Tints (6)	-	-	0.06
Rinses (34)	-	1	-
<b>Total uses/ranges for Steartrimonium chloride</b>	<b>6</b>	<b>40</b>	<b>0.06-4</b>

**Table 13.** Frequency of use and concentration of the straight-chain alkyl trimonium ingredients

Product Category (Total number of products in each category (FDA 2009))	Frequency of use (FDA 2010)	Concentration of use (%) (Council 2010)
<i>Behentrimonium chloride</i>		
<b>Baby products</b>		
Shampoos (57)	-	0.4
<b>Noncoloring hair care products</b>		
Conditioners (1313)	349	2-5
Sprays/aerosol fixatives (321)	-	0.2-1
Straighteners (181)	1	0.8 <sup>a</sup>
Permanent waves (75)	2	2
Rinses (34)	5	3
Shampoos (1487)	2	0.8-2
Tonics, dressings, etc. (1321)	41	0.2-3
Wave sets (60)	-	-
Other (838)	112	7
<b>Hair coloring products</b>		
Dyes and colors (2382)	252	2-3
Lighteners with color (22)	1	-
Other (168)	4	-
<b>Personal hygiene products</b>		
Douches (13)	1	-
<b>Shaving products</b>		
Shaving cream (128)	3	-
<b>Skin care products</b>		
Skin cleansing creams, lotions, liquids, and pads (1528)	-	0.9
Face and neck creams, lotions, powder and sprays (1652)	-	-
Moisturizers (2750)	6	-
Other (1446)	2	0.5
<b>Total uses/ranges for behentrimonium chloride</b>	<b>743</b>	<b>0.2-7</b>
<i>Behentrimonium methosulfate</i>		
<b>Baby products</b>		
Other (149)	2	0.3
<b>Bath products</b>		
Soaps and detergents (1781)	-	0.3
<b>Noncoloring hair care products</b>		
Conditioners (1313)	126	0.1-10
Sprays/aerosol fixatives (321)	-	0.8
Straighteners (181)	15	6 <sup>b</sup>
Permanent waves (75)	3	-
Shampoos (1487)	3	0.002
Tonics, dressings, etc. (1321)	21	0.1-4
Other (838)	24	2
<b>Hair coloring products</b>		
Dyes and colors (2382)	16	3 <sup>c</sup>
Tints (6)	1	-
<b>Nail care products</b>		
Cuticle softeners (30)	2	-
<b>Personal hygiene products</b>		
Underarm deodorants (623)	7	-
Other (925)	1	0.3
<b>Shaving products</b>		
Shaving cream (128)	1	
<b>Skin care products</b>		
Skin cleansing creams, lotions, liquids, and pads (1528)	-	0.2
Face and neck creams, lotions, powder and sprays (1652)	1	-
Body and hand creams, lotions, powder and sprays (1875)	18	0.3
Foot powders and sprays (46)	2	-
Moisturizers (2750)	27	-
Night creams, lotions, powder and sprays (386)	1	-

**Table 13.** Frequency of use and concentration of the straight-chain alkyl trimonium ingredients

Product Category (Total number of products in each category (FDA 2009))	Frequency of use (FDA 2010)	Concentration of use (%) (Council 2010)
Other (1446)	1	-
<b>Total uses/ranges for behentrimonium methosulfate</b>	<b>273</b>	<b>0.1-10</b>
<i>Cetrimonium methosulfate</i>		
<b>Noncoloring hair care products</b>		
Conditioners (1313)	41	0.2-2
Rinses (34)	2	-
Tonics, dressings, etc. (1321)	9	0.6-2
Other (838)	5	-
<b>Hair coloring products</b>		
Other (168)	5	-
<b>Personal hygiene products</b>		
Paste masks (mud packs) (462)	1	1
<b>Total uses/ranges for Cetrimonium methosulfate</b>	<b>59</b>	<b>0.2-2</b>
<i>Cocotrimonium chloride</i>		
<b>Noncoloring hair care products</b>		
Conditioners (1313)	8	-
Shampoos (1487)	30	3
Tonics, dressings, etc. (1321)	33	-
<b>Hair coloring products</b>		
Shampoos (36)	8	-
<b>Total uses/ranges for Cocotrimonium chloride</b>	<b>49</b>	<b>3</b>
<i>Cocotrimonium methosulfate</i>		
<b>Noncoloring hair care products</b>		
Tonics, dressings, etc. (1321)	8	-
Other (838)	2	-
<b>Total uses/ranges for cocotrimonium methosulfate</b>	<b>10</b>	<b>-</b>
<i>Laurrimonium chloride</i>		
<b>Eye makeup</b>		
Eyebrow pencils (153)	-	0.001
Eyeliners (834)	2	0.001
Eye shadow (1343)	1	0.001
Mascara (528)	-	0.001
<b>Noncoloring hair care products</b>		
Conditioners (1313)	-	0.008-0.2
Sprays/aerosol fixatives (321)	-	0.003-0.01
Permanent waves (75)	-	0.09
Rinses (34)	1	-
Shampoos (1487)	2	-
Tonics, dressings, etc. (1321)	21	0.004
<b>Hair coloring products</b>		
Tints (6)	-	0.0005
<b>Makeup</b>		
Blushers (471)	1	0.001
Foundations (624)	1	0.003
Other (536)	-	0.001
<b>Skin care products</b>		
Body and hand creams, lotions, powder and sprays (1875)	2	
<b>Total uses/ranges for laurrimonium chloride</b>	<b>35</b>	<b>0.0005-0.2</b>
<i>Myrtrimonium bromide</i>		
<b>Eye makeup</b>		
Eye makeup remover (133)	-	0.03
<b>Shaving products</b>		
Aftershave lotions (381)	-	0.1
<b>Skin care products</b>		
Skin cleansing creams, lotions, liquids, and pads (1528)	3	0.07
Face and neck creams, lotions, powder and sprays (1652)	-	0.03



<b>Table 13. Frequency of use and concentration of the straight-chain alkyl trimonium ingredients</b>		
<b>Product Category</b> (Total number of products in each category (FDA 2009))	<b>Frequency of use</b> (FDA 2010)	<b>Concentration of use (%)</b> (Council 2010)
Skin fresheners (267)	2	-
<b>Total uses/ranges for myrtrimonium bromide</b>	<b>5</b>	<b>0.03-0.4</b>
<i>Soytrimonium chloride</i>		
<b>Noncoloring hair care products</b>		
Conditioners (1313)	3	-
<b>Hair coloring products</b>		
Dyes and colors (2382)	206	7
Shampoos (36)	7	-
Lighteners with color (22)	2	-
Other (168)	3	-
<b>Total uses/ranges for soytrimonium chloride</b>	<b>221</b>	<b>7</b>
<i>Tallowtrimonium chloride</i>		
<b>Noncoloring hair care products</b>		
Conditioners (1313)	28	0.03
Straighteners (181)	1	-
Permanent waves (75)	2	-
Shampoos (1487)	4	-
Tonics, dressings, etc. (1321)	11	0.1
Other (838)	2	
<b>Hair coloring products</b>		
Dyes and colors (2382)	41	-
Lighteners with color (22)		0.03
<b>Total uses/ranges for tallowtrimonium chloride</b>	<b>89</b>	<b>0.03-0.1</b>

<sup>a</sup> 0.4% after dilution.

<sup>b</sup> 3% after dilution.

<sup>c</sup> 1% after dilution.

<b>Table 14. Frequency of use and concentration of the amide trimonium ingredients</b>		
<b>Product Category</b> (Total number of products in each category (FDA 2009))	<b>Frequency of use</b> (FDA 2009)	<b>Concentration of use (%)</b> (Council 2010)
<i>Acetamidopropyl trimonium chloride</i>		
<b>Eye makeup</b>		
Eye lotions (260)	1	-
<b>Noncoloring hair care products</b>		
Conditioners (1313)	1	-
Tonics, dressings, etc. (1321)	6	-
Other (838)	1	-
<b>Total uses/ranges for acetamidopropyl trimonium chloride</b>	<b>9</b>	<b>-</b>
<i>Babassuamidopropyltrimonium methosulfate</i>		
<b>Noncoloring hair care products</b>		
Conditioners (1313)	9	0.4
Sprays/aerosol fixatives (321)	-	0.08
Tonics, dressings, etc. (1321)	3	0.1
<b>Total uses/ranges for babassuamidopropyltrimonium methosulfate</b>	<b>12</b>	<b>0.08-0.4</b>
<i>Behenamidopropyltrimonium methosulfate</i>		
<b>Noncoloring hair care products</b>		
Conditioners (1313)	9	-
Sprays/aerosol fixatives (321)	-	0.5
Tonics, dressings, etc. (1321)	3	0.6
<b>Total uses/ranges for behenamidopropyltrimonium methosulfate</b>	<b>12</b>	<b>0.5-0.6</b>
<i>Cinnamidopropyltrimonium chloride</i>		
<b>Noncoloring hair care products</b>		
Conditioners (1313)	37	0.00001-2
Sprays/aerosol fixatives (321)	8	0.0008-3
Straighteners (181)	-	0.00008
Shampoos (1487)	28	0.007-2
Tonics, dressings, etc. (1321)	45	0.00001-2

<b>Table 14. Frequency of use and concentration of the amide trimonium ingredients</b>		
<b>Product Category</b> <b>(Total number of products in each category (FDA 2009))</b>	<b>Frequency of use</b> <b>(FDA 2009)</b>	<b>Concentration of use (%)</b> <b>(Council 2010)</b>
Other (838)	17	-
<b>Hair coloring products</b>		
Dyes and colors (2382)	16	0.01
Shampoos (36)	1	-
Other (168)	1	-
<b>Total uses/ranges for Cinnamidopropyltrimonium chloride</b>	<b>153</b>	<b>0.00001-3</b>
<i>Cocamidopropyltrimonium chloride</i>		
<b>Noncoloring hair care products</b>		
Conditioners (1313)	-	3
Sprays/aerosol fixatives (321)	-	
Straighteners (181)	-	
Permanent waves (75)	-	
Rinses (34)	-	
Shampoos (1487)	-	0.004
<b>Total uses/ranges for cocamidopropyltrimonium chloride</b>	<b>-</b>	<b>0.004-3</b>
<i>Lactamidopropyl trimonium chloride</i>		
<b>Noncoloring hair care products</b>		
Conditioners (1313)	-	3
Tonics, dressings, etc. (1321)	1	-
Other (838)	2	
<b>Total uses/ranges for lactamidopropyl trimonium chloride</b>	<b>3</b>	<b>3</b>
<i>Palmamidopropyl trimonium methosulfate</i>		
<b>Noncoloring hair care products</b>		
Conditioners (1313)	7	2
Sprays/aerosol fixatives (321)	-	0.5
Shampoos (1487)	1	0.8
Tonics, dressings, etc. (1321)	2	2
<b>Total uses/ranges for palmamidopropyl trimonium methosulfate</b>	<b>10</b>	<b>0.5-2</b>
<i>Palmitamidopropyltrimonium chloride</i>		
<b>Noncoloring hair care products</b>		
Conditioners (1313)	2	0.9-2
Other (838)	3	-
<b>Skin care products</b>		
Moisturizers (2750)	1	-
<b>Total uses/ranges for palmitamidopropyltrimonium chloride</b>	<b>6</b>	<b>0.9-2</b>
<i>Undecylenamidopropyltrimonium methosulfate</i>		
<b>Noncoloring hair care products</b>		
Shampoos (1487)	1	1
<b>Skin care products</b>		
Foot powders and sprays (46)	1	-
<b>Total uses/ranges for undecylenamidopropyltrimonium methosulfate</b>	<b>2</b>	<b>1</b>

**Table 15.** Frequency of use and concentration of the alkanol trimonium ingredients and related ethers/esters/acids

<b>Product Category</b> (Total number of products in each category (FDA 2009))	<b>Frequency of use</b> (FDA 2009)	<b>Concentration of use (%)</b> (data not available)
<i>Acetyl carnitine HCl</i>		
<b>Eye makeup</b>		
Lotion (260)	5	-
<b>Make up</b>		
Lipstick (2045)	1	-
<b>Skin care products</b>		
Skin cleansing creams, lotions, liquids, and pads (1528)	2	-
Face and neck creams, lotions, powders and sprays (1652)	1	-
Body and hand creams, lotions, powder and sprays (1875)	2	-
Moisturizers (2750)	16	-
Night creams, lotions, powder and sprays (386)	1	-
Other (1446)	1	-
<b>Total uses/ranges for acetyl carnitine HCl</b>	<b>30</b>	<b>-</b>
<i>Carnitine</i>		
<b>Eye makeup</b>		
Lotion (260)	2	-
<b>Noncoloring hair care products</b>		
Wave sets (60)	1	-
Other (838)	1	-
<b>Skin care products</b>		
Skin cleansing creams, lotions, liquids, and pads (1528)	1	-
Body and hand creams, lotions, powder, and sprays (1875)	18	-
Moisturizers (2750)	1	-
Night creams, lotions, powder and sprays (836)	2	-
Other (1446)	4	-
<b>Total uses/ranges for carnitine</b>	<b>30</b>	<b>-</b>
<i>Carnitine HCl</i>		
<b>Skin care products</b>		
Skin cleansing creams, lotions, liquids, and pads (1528)	1	-
<b>Total uses/ranges for carnitine HCl</b>	<b>1</b>	<b>-</b>
<i>Palmitoyl carnitine</i>		
<b>Skin care products</b>		
Face and neck creams, lotions, powders and sprays (1652)	1	-
Body and hand creams, lotions, powder and sprays (1875)	3	-
Moisturizers (2750)	1	-
<b>Total uses/ranges for palmitoyl carnitine</b>	<b>5</b>	<b>-</b>
<i>Carnitine hydroxycitrate</i>		
<b>Skin care products</b>		
Body and hand creams, lotions, powder and sprays (1875)	2	-
Other (1446)	2	-
<b>Total uses/ranges for carnitine hydroxycitrate</b>	<b>4</b>	<b>-</b>

**Table 16.** Frequency of use and concentration of the glycol trimonium ingredients.

<b>Product Category</b> (Total number of products in each category (FDA 2009))	<b>Frequency of use</b> (FDA 2009)	<b>Concentration of use (%)</b> (data not available)
<i>Behenoyl PG-trimonium chloride</i>		
<b>Noncoloring hair care products</b>		
Conditioners (1313)	3	-
Rinses (34)	1	-
Other (838)	1	-
<b>Total uses/ranges for behenoyl PG-trimonium chloride</b>	<b>5</b>	<b>-</b>
<i>Dihydroxypropyltrimonium chloride</i>		
<b>Skin care products</b>		
Body and hand creams, lotions, powder and sprays (1875)	3	0.05
<b>Total uses/ranges for dihydroxypropyltrimonium chloride</b>	<b>3</b>	<b>0.05</b>
<i>Lauroyl PG-trimonium chloride</i>		
<b>Noncoloring hair care products</b>		
Conditioners (1313)	1	-
<b>Total uses/ranges for lauroyl PG-trimonium chloride</b>	<b>1</b>	<b>-</b>

**Table 17.** Frequency of use and concentration of the trimonium polymers.

Product Category (Total number of products in each category (FDA 2009))	Frequency of use (FDA 2009)	Concentration of use (%) (complete data not available)
<i>Acrylamidopropyltrimonium chloride/acrylamide copolymer</i>		
<b>Noncoloring hair care products</b>		
Rinses (34)	1	-
Shampoos (1487)	2	0.04
Tonics, dressings, etc. (1321)	3	-
Other (838)	1	-
<b>Total uses/ranges for acrylamidopropyltrimonium chloride/acrylamide copolymer</b>	<b>7</b>	<b>0.04</b>
<i>Polyquaternium-28</i>		
<b>Noncoloring hair care products</b>		
Conditioners (1313)	1	-
Permanent waves (75)	1	-
Shampoos (1487)	7	-
Tonics, dressings, etc. (1321)	7	-
Other (838)	5	-
<b>Hair coloring products</b>		
Dyes and colors (2382)	44	-
<b>Skin care products</b>		
Other (1446)	8	-
<b>Total uses/ranges for polyquaternium-28</b>	<b>73</b>	<b>-</b>
<i>Polyquaternium-32</i>		
<b>Noncoloring hair care products</b>		
Conditioners (1313)	23	-
Tonics, dressings, etc. (1321)	6	-
Other (838)	1	-
<b>Personal hygiene products</b>		
Other (925)	1	-
<b>Skin care products</b>		
Moisturizers (2750)	1	-
<b>Total uses/ranges for polyquaternium-32</b>	<b>32</b>	<b>-</b>
<i>Polyquaternium-35</i>		
<b>Noncoloring hair care products</b>		
Permanent waves (75)	1	-
<b>Total uses/ranges for polyquaternium-35</b>	<b>1</b>	<b>-</b>
<i>Polyquaternium-37</i>		
<b>Noncoloring hair care products</b>		
Conditioners (1313)	70	-
Straighteners (181)	1	-
Rinses (34)	2	-
Tonics, dressings, etc. (1321))	45	-
Other (838)	35	-
<b>Hair coloring products</b>		
Dyes and colors (2382)	1	-
Bleaches (147)	2	-
Other (168)	16	-
<b>Make up</b>		
Other (536)	1	-
<b>Nail care products</b>		
Nail creams and lotions (15)	1	-
Other (137)	3	-
<b>Skin care products</b>		
Skin cleansing creams, lotions, liquids, and pads (1528)	4	-
Face and neck creams, lotions, powder and sprays (1652)	2	-
Body and hand creams, lotions, powder and sprays (1875)	1	-
Moisturizers (2750)	23	-
Other (1446)	3	-
<b>Suntan Products</b>		
Indoor tanning preparations (247)	2	-
<b>Total uses/ranges for polyquaternium-37</b>	<b>213</b>	<b>-</b>
<i>Polyquaternium-47</i>		
<b>Baby products</b>		

**Table 17.** Frequency of use and concentration of the trimonium polymers.

<b>Product Category</b> <b>(Total number of products in each category (FDA 2009))</b>	<b>Frequency of use</b> <b>(FDA 2009)</b>	<b>Concentration of use (%)</b> <b>(complete data not available)</b>
Baby shampoos (57)	1	-
<b>Noncoloring hair care products</b>		
Conditioners (1313)	3	-
Shampoos (1487)	4	-
Tonics, dressings, etc. (1321)	3	-
<b>Hair coloring products</b>		
Dyes and colors (2382)	5	-
Hair lighteners with colors (22)	1	-
<b>Skin care products</b>		
Skin cleansing creams, lotions, liquids, and pads (1528)	3	-
<b>Total uses/ranges for polyquaternium-47</b>	<b>20</b>	<b>-</b>

\*Waiting for data from the Council.

**Table 18.** Acute oral toxicity studies of cetrimonium chloride and stearyltrimonium chloride.<sup>55</sup>

Species	N	LD <sub>50</sub>	Notes
<b>Cetrimonium chloride</b>			
Wistar rat	10 (5/sex)	Male rats – 2970 mg/kg Female rats – 1550 mg/kg Male and female rats – 2410 mg/kg	As Genamin CTAC (29% cetrimonium chloride). Moderately toxic.
Sprague-Dawley rat	10 (5/sex)	~2000 mg/kg	As Quartanim 60W25 (25% cetrimonium chloride).
<b>Stearyltrimonium chloride</b>			
Wistar rats	10 (5/sex)	~700 mg/kg	Genamin STAC (79.2% stearyltrimonium chloride in isopropanol). Most deaths occurred on the first day.
<b>Mixture – cetrimonium chloride/stearyltrimonium chloride</b>			
Sprague Dawley rat	10 (5/sex)	>2000 mg/kg	As Quartanim 86W (28% stearyltrimonium chloride:cetrimonium chloride [80:20]).

**Table 19.** Intravenous LD<sub>50</sub> of surface-active alkyltrimethylammonium bromides.<sup>72</sup>

Surfactant	Mouse		Rat	
	μmol/kg	mg/kg	μmol/kg	mg/kg
Decyltrimethylammonium bromide (C <sub>10</sub> )	10 (9-11)	2.8	19 (18-20)	5.5
Dodecyltrimethylammonium bromide (C <sub>12</sub> )	17 (15-19)	5.2	22 (18-26)	6.8
Tetradecyltrimethylammonium bromide (C <sub>14</sub> )	40 (36-44)	12.0	45 (42-48)	44.0
Cetyltrimethylammonium bromide (C <sub>16</sub> )	87 (81-93)	32.0	120 (112-128)	44.0
Eicosyltrimethylammonium bromide (C <sub>20</sub> )	48 (45-50)	20.0	-	-

**Table 20.** Ocular irritation test of cetrimonium chloride using New Zealand rabbits.

Species/test (n)	Test substance	Results	Reference
Male New Zealand albino rabbits (n = 3)	Cetrimonium chloride (10% in 0.5% methylcellulose in purified water; 0.1 ml). Rinsed after 30 sec.	Grade 2 corneal opacity observed in 1 rabbit at 24 and 48 h and grade 1 on day 22. 1 rabbit had grade 1 iritis from 1 h to day 7. Grade 1-3 swelling between 1 and 72 h; persisted until days 5, 9 and 22. Conclusion: cetrimonium chloride (10%) caused irreversible ocular damage.	SCCP <sup>55</sup>
Male New Zealand albino rabbits (n = 3)	Cetrimonium chloride (80%) in 0.5% methylcellulose in purified water (0.1 ml). Final concentration 6.25%. Rinsed after 30 sec.	Corneal opacity at 24 h. Iritis at 24 h, 1 rabbit until 72 h. Conjunctival irritation (redness) from 1 – 72 h; subsided after 7, 7, and 15 days. Swelling between 1 and 72 h; subsided after 5, 6, and 18 days. Conclusion: cetrimonium chloride (6.25%) caused conjunctival irritation.	SCCP <sup>55</sup>
Male New Zealand albino rabbits (n = 3)	Cetrimonium chloride (3%) in 0.5% methylcellulose in purified water (0.1 ml). Rinsed after 30 sec.	No corneal opacity. Iritis observed at 24 h in all rabbits and 1 at 72 h. conjunctival irritation (redness) at 1 h (3/3), 24 h (2/3), and 48 h (1/3). Conclusion: cetrimonium chloride (3%) caused transient conjunctival irritation.	SCCP <sup>55</sup>
Rabbits (n = 3)	Cetrimonium chloride (10%)	MAS score of 69.0. Day 1 49.7. Damage was irreversible.	Gautheron et al. 1994 <sup>81</sup>

**Table 21. Genotoxicity tests of choline chloride.<sup>22</sup>**

Test		Concentration	Results
Ames test (2 separate tests)	<i>S. typhimurium</i> TA98, TA100, TA1535, TA1537, TA1538 and <i>E. coli</i> WP2uvrA	Up to 10,000 µg/plate and 5000 µg/plate with and without metabolic activation	No toxicity, no gene mutations
Chromosomal aberration test	Chinese hamster ovary cells	50 and 500 µg/ml with and without S9	Increase in simple aberrations in the absence of S9
Chromosomal aberration test (2 separate tests)	Chinese hamster ovary cells	Up to 5000 µg/ml.	Cytotoxicity began at 5000 µg/ml
Sister chromatid exchange	Chinese hamster ovary cells	500 µg/ml	No toxicity, no gene mutations
Sister chromatid exchange	Chinese hamster ovary cells	5000 µg/ml	Cytotoxicity began at 5000 µg/ml with S9, increased in SCEs with S9 was sporadic and not dose related
Sister chromatid exchange	Chinese hamster ovary cells	Up to 5000 µg/ml	No increase in SCEs
Gene conversion assay	<i>Saccharomyces cerevisiae</i> (D4)	12.5 – 50 mg/ml with and without metabolic activation	Negative

**Table 22. Human dermal irritation studies of cetrimonium chloride.**

Test (concentration or amount)	Results	Reference
Webril (0.2 ml)	Non-irritating	115
Hill Top (0.2 ml)	Non-irritating	115
Finn (0.4 ml)	Non-irritating	115
Van der Bend (0.03 ml)	Non-irritating	115
4-h Patch test (3.5%, 7.5%, 8.8%)	Moderate irritant	116
24-h Patch test (3.25%)	Slightly to moderately irritating	55
1-h Patch test (2.5%)	Minimal skin irritant	55
24-h Patch test (cosmetic formulation 3.52%; 50% solution)	Non-irritating	55
48-h Patch test (cosmetic formulation 3.2%; 50% solution)	Non-irritating	55
24-h Patch test (1%)	Non-irritating	55
24-h Patch test (formulation 2.0; 50% solution)	Non-irritating	55
24-h Patch test (cosmetic formulation 3.01%; 25% aqueous solution)	Minimally irritating	55
24-h Patch test (cosmetic formulation 4%; 10% aqueous solution)	Not irritating	55
24-h Patch test (styling gel formulation 0.5%; 25%, 50%, 75%, 100% solution)	Non-irritating	55