
Safety Assessment of Alkoxylated Fatty Amides as Used in Cosmetics

Status: Draft Report for Panel Review
Release Date: August 29, 2018
Panel Meeting Date: September 24-25, 2018

The 2018 Cosmetic Ingredient Review Expert Panel members are: Chairman, Wilma F. Bergfeld, M.D., F.A.C.P.; Donald V. Belsito, M.D.; Ronald A. Hill, Ph.D.; Curtis D. Klaassen, Ph.D.; Daniel C. Liebler, Ph.D.; James G. Marks, Jr., M.D.; Ronald C. Shank, Ph.D.; Thomas J. Slaga, Ph.D.; and Paul W. Snyder, D.V.M., Ph.D. The CIR Executive Director is Bart Heldreth, Ph.D. This safety assessment was prepared by Monice M. Fiume, Senior Director.



Commitment & Credibility since 1976

Memorandum

To: CIR Expert Panel Members and Liaisons
From: Monice M. Fiume *MMF*
Senior Director
Date: August 29, 2018
Subject: Safety Assessment of Alkoxyated Fatty Amides as Used in Cosmetics

Enclosed is the Draft Report of the Safety Assessment of Alkoxyated Fatty Amides as Used in Cosmetics. (It is identified in this document as *alkfat092018rep.*) This is the first time the Panel is seeing this safety assessment of 41 structurally-related alkoxyated simple amides. Although a few of the ingredients in this report (e.g., PEG-3 Cocamide DEA and PEG-2 Tallowamide DEA) are di-*N,N*-alkoxyl-substituted amides, most of these alkoxyated fatty amides are mono-*N*-alkoxyl-substituted.

The results of the concentration of use survey conducted by the Council were received and incorporated (*alkfat092018data*).

The following are also included as a part of this report package:

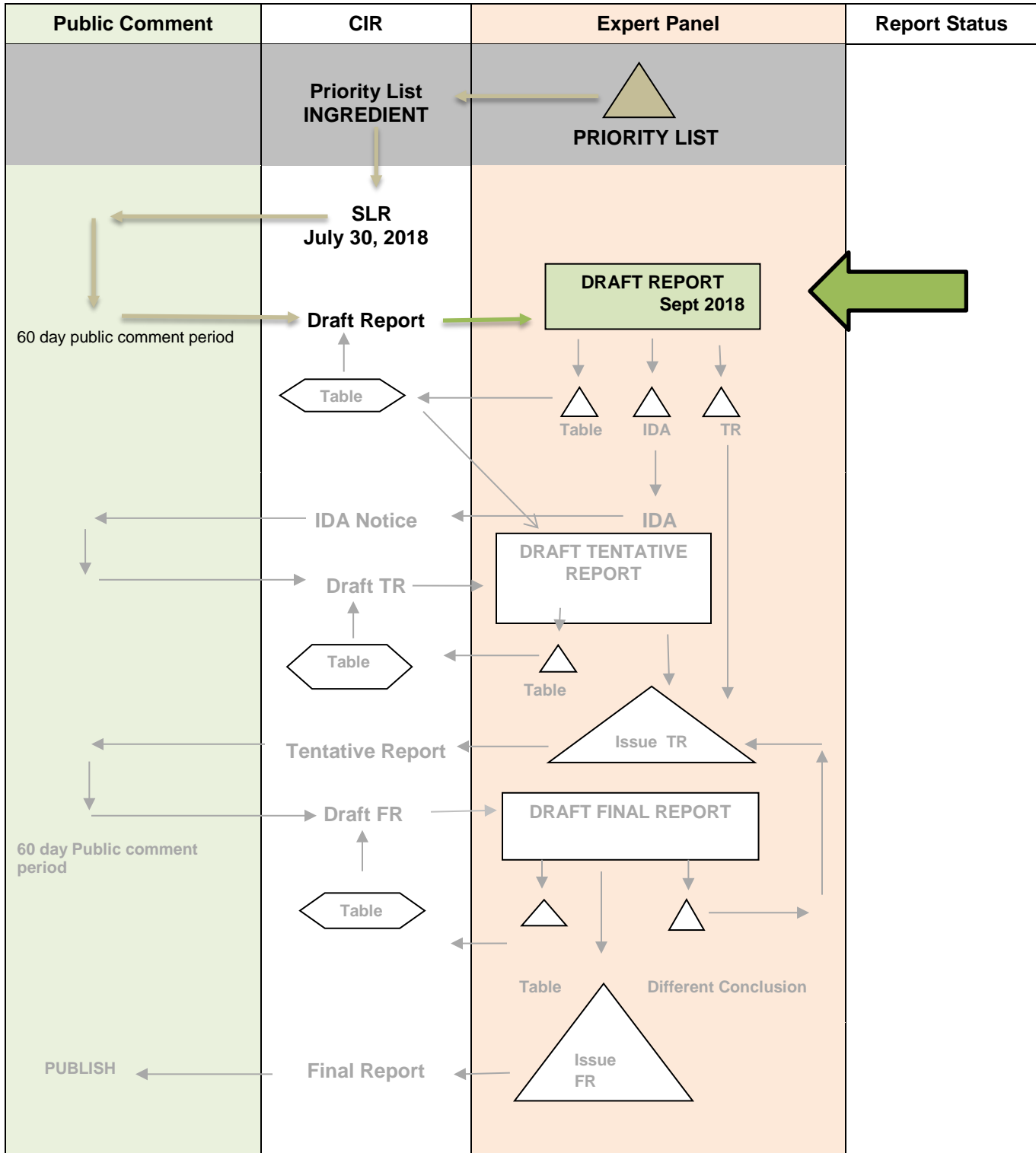
alkfat092018flow: report flowchart
alkfat092018hist: report history
alkfat092018prof: data profile
alkfat092018strat: search strategy
alkfat092018FDA: 2018 VCRP data

If the data included in this report adequately address the safety of the alkoxyated fatty amides, the Panel should be prepared to formulate a tentative conclusion, provide the rationale to be described in the Discussion, and issue a Tentative Report for public comment. If the data are not sufficient for making a determination of safety, then an Insufficient Data Announcement (IDA) should be issued that provides a listing of the additional data that are needed.

SAFETY ASSESSMENT FLOW CHART

INGREDIENT/FAMILY Alkoxylated Fatty Amides

MEETING Sept 2018



Report History – Alkoxylated Fatty Amides

July 30, 2018: Scientific Literature Review announced

- Concentration of use data were incorporated into the SLR

September 24-25, 2018: Draft Report

- No additional unpublished data received in response to the SLR

-

Alkoxylated Fatty Amides Data Profile* – Sept 2018 Panel meeting – Writer, Monice Fiume

	Reported Use	Chem/Phys Props	Method of Manufacture	Impurities	Dermal Penetration	ADME	Animal Tox – Acute, Dermal	Animal Tox – Acute, Oral	Animal Tox, Acute, Inhalation	Animal Tox – Rptd Dose, Dermal	Animal Tox, Rptd Dose, Oral	Animal Tox – Rptd Dose, Inhalation	Dev/Repro Tox	Genotoxicity	Carcinogenicity	Dermal Irritation	Dermal Sensitization	Phototoxicity	Ocular Irritation
PEG-2 Cocamide	X																		
PEG-3 Cocamide	X																		
PEG-4 Cocamide																			
PEG-5 Cocamide	X																		
PEG-6 Cocamide	X	X																	
PEG-7 Cocamide																			
PEG-11 Cocamide																			
PEG-20 Cocamide																			
PEG-3 Cocamide DEA																			
PEG-20 Cocamide MEA																			
PEG-6 Hydrogenated Palmamide																			
PEG-50 Hydrogenated Palmamide	X																		
PEG-13 Hydrogenated Tallow Amide																			
PEG-5 Lanolinamide																			
PEG-2 Lauramide																			
PEG-3 Lauramide																			
PEG-5 Lauramide																			
PEG-6 Lauramide	X																		
PEG-11 Lauramide																			
PEG-3 Oleamide																			
PEG-4 Oleamide																			
PEG-5 Oleamide																			
PEG-6 Oleamide																			
PEG-7 Oleamide																			
PEG-9 Oleamide																			
PEG-5 Oleamide Dioleate																			
PEG-4 Rapeseedamide	X	X		X			X	X	X		X		X	X		X	X		X
PEG-4 Stearamide																			
PEG-10 Stearamide																			
PEG-15 Stearamide																			
PEG-50 Stearamide																			
PEG-5 Tallow Amide																			
PEG-8 Tallow Amide																			
PEG-50 Tallow Amide	X																		

Alkoxylated Fatty Amides Data Profile* – Sept 2018 Panel meeting – Writer, Monice Fiume																			
	Reported Use	Chem/Phys Props	Method of Manufacture	Impurities	Dermal Penetration	ADME	Animal Tox – Acute, Dermal	Animal Tox – Acute, Oral	Animal Tox, Acute, Inhalation	Animal Tox – Rptd Dose, Dermal	Animal Tox, Rptd Dose, Oral	Animal Tox – Rptd Dose, Inhalation	Dev/Repro Tox	Genotoxicity	Carcinogenicity	Dermal Irritation	Dermal Sensitization	Phototoxicity	Ocular Irritation
PEG-2 Tallowamide DEA																			
Polyglyceryl-4-PEG-2 Cocamide																			
PPG-2 Cocamide	X																		
PPG-1 Hydroxyethyl Caprylamide																			
PPG-2 Hydroxyethyl Cocamide	X	X					X	X			X			X		X	X		
PPG-2 Hydroxyethyl Coco/Isostearamide	X																		
PPG-3 Hydroxyethyl Soyamide																			

X indicates that data were available in a category for the ingredient

Ingredient	CAS #	InfoB	SciFin	TOXNET	FDA	EU	ECHA	IUCLID	SIDS	ECETOC	HPVIS	NICNAS	NTIS	NTP	WHO	FAO	NIOSH	FEMA	Web
PEG-9 Oleamide	----	---	0				0												
PEG-4 Rapeseedamide		√	0				0					X							
PEG-4 Stearamide	----	---	0				0												
PEG-10 Stearamide	----	---	0				0												
PEG-15 Stearamide	----	---	0				0												
PEG-50 Stearamide	----	---	0				0												
PEG-5 Tallow Amide	8051-61-4	---	deltid #				0												
PEG-8 Tallow Amide	----	---					0												
PEG-50 Tallow Amide	8051-63-6	---	deltid #				0												
PEG-2 Tallowamide DEA	----	---	0				0												
Polyglyceryl-4-PEG-2 Cocamide	----	---	0				0												
PPG-2 Cocamide	----	---	0				0												
PPG-1 Hydroxyethyl Caprylamide	----	---	0				0												
PPG-2 Hydroxyethyl Cocamide	201363-52-2	√	0				CLP					X							
PPG-2 Hydroxyethyl Coco/Isostearamide	----	√	0				preReg					X							
PPG-3 Hydroxyethyl Soyamide	----	---	0				0												
PEG-9 Cocamide MEA	Not INCI					VCRP	0												

Search Strategy**PubMed (8/28/17):**

(61791-08-0[EC/RN Number]) OR (68783-22-2[EC/RN Number]) OR (26635-75-6[EC/RN Number]) OR (8051-61-4[EC/RN Number]) OR (8051-63-6[EC/RN Number]) OR (201363-52-2[EC/RN Number]) – 0 hits

(alkoxylated AND amide) OR ((PEG or polyethylene glycol) AND (cocamide OR palmamide OR lanolinamide OR lauramide OR oleamide OR ricinoleamide OR rapeseedamide OR stearamide OR tallowamide OR (tallow AND amide))) OR ((PPG OR polypropylene glycol) AND (cocamide OR caprylamide OR isostearamide or soyamide)) - 14 hits/1 useful

SciFinder (8/28/17)

CAS #s – see table

by name – 0 hits

structure search (per Bart) – 6056 hits

LINKS

Search Engines

- Pubmed (- <http://www.ncbi.nlm.nih.gov/pubmed>)
- Toxnet (<https://toxnet.nlm.nih.gov/>); (includes Toxline; HSDB; ChemIDPlus; DART; IRIS; CCRIS; CPDB; GENE-TOX)
- Scifinder (<https://scifinder.cas.org/scifinder>)

appropriate qualifiers are used as necessary

search results are reviewed to identify relevant documents

Pertinent Websites

- wINCI - <http://webdictionary.personalcarecouncil.org> - can be used as a first check for information sources/CFR citations/etc (searched 8/29/17)
- FDA databases <http://www.ecfr.gov/cgi-bin/ECFR?page=browse>
- FDA search databases: <http://www.fda.gov/ForIndustry/FDABasicsforIndustry/ucm234631.htm>;
- EAFUS: <http://www.accessdata.fda.gov/scripts/fcn/fcnavigation.cfm?rpt=eafuslisting&displayall=true>
- GRAS listing: <http://www.fda.gov/food/ingredientspackaginglabeling/gras/default.htm>
- SCOGS database: <http://www.fda.gov/food/ingredientspackaginglabeling/gras/scogs/ucm2006852.htm>
- Indirect Food Additives: <http://www.accessdata.fda.gov/scripts/fdcc/?set=IndirectAdditives>
- Drug Approvals and Database: <http://www.fda.gov/Drugs/InformationOnDrugs/default.htm>
- <http://www.fda.gov/downloads/AboutFDA/CentersOffices/CDER/UCM135688.pdf>
- FDA Orange Book: <https://www.fda.gov/Drugs/InformationOnDrugs/ucm129662.htm>
- OTC ingredient list: <https://www.fda.gov/downloads/aboutfda/centersoffices/officeofmedicalproductsandtobacco/cder/ucm135688.pdf>
- (inactive ingredients approved for drugs: <http://www.accessdata.fda.gov/scripts/cder/iig/>)
- HPVIS (EPA High-Production Volume Info Systems) - <https://ofmext.epa.gov/hpvis/HPVISlogon>
- NIOSH (National Institute for Occupational Safety and Health) - <http://www.cdc.gov/niosh/>
- NTIS (National Technical Information Service) - <http://www.ntis.gov/>
- NTP (National Toxicology Program) - <http://ntp.niehs.nih.gov/>
- Office of Dietary Supplements <https://ods.od.nih.gov/>
- FEMA (Flavor & Extract Manufacturers Association) - http://www.femaflavor.org/search/apachesolr_search/
- EU CosIng database: <http://ec.europa.eu/growth/tools-databases/cosing/>
- ECHA (European Chemicals Agency – REACH dossiers) – <http://echa.europa.eu/information-on-chemicals;jsessionid=A978100B4E4CC39C78C93A851EB3E3C7.live1>
- ECETOC (European Centre for Ecotoxicology and Toxicology of Chemicals) - <http://www.ecetoc.org>
- European Medicines Agency (EMA) - <http://www.ema.europa.eu/ema/>
- IUCLID (International Uniform Chemical Information Database) - <https://iuclid6.echa.europa.eu/search>
- OECD SIDS (Organisation for Economic Co-operation and Development Screening Info Data Sets)- <http://webnet.oecd.org/hpv/ui/Search.aspx>
- SCCS (Scientific Committee for Consumer Safety) opinions: http://ec.europa.eu/health/scientific_committees/consumer_safety/opinions/index_en.htm
- NICNAS (Australian National Industrial Chemical Notification and Assessment Scheme)- <https://www.nicnas.gov.au/>

- International Programme on Chemical Safety <http://www.inchem.org/>
- FAO (Food and Agriculture Organization of the United Nations) - <http://www.fao.org/food/food-safety-quality/scientific-advice/jecfa/jecfa-additives/en/>
- WHO (World Health Organization) technical reports - http://www.who.int/biologicals/technical_report_series/en/
- www.google.com - a general Google search should be performed for additional background information, to identify references that are available, and for other general information

Botanical Websites, if applicable

- Dr. Duke's - <https://phytochem.nal.usda.gov/phytochem/search>
- Taxonomy database - <http://www.ncbi.nlm.nih.gov/taxonomy>
- GRIN (U.S. National Plant Germplasm System) - <https://npgsweb.ars-grin.gov/gringlobal/taxon/taxonomysimple.aspx>
- Sigma Aldrich plant profiler- <http://www.sigmaaldrich.com/life-science/nutrition-research/learning-center/plant-profiler.html>
- American Herbal Products Association Botanical Safety Handbook (database) - <http://www.ahpa.org/Resources/BotanicalSafetyHandbook.aspx>
- European Medicines Agency Herbal Medicines - http://www.ema.europa.eu/ema/index.jsp?curl=pages/medicines/landing/herbal_search.jsp
- National Agricultural Library NAL Catalog (AGRICOLA) <https://agricola.nal.usda.gov/>
- The Seasoning and Spice Association List of Culinary Herbs and Spices
http://www.seasoningandspice.org.uk/ssa/background_culinary-herbs-spices.aspx

Fragrance Websites, if applicable

- IFRA (International Fragrance Association) – <http://www.ifraorg.org/>
- Research Institute for Fragrance Materials (RIFM)

Safety Assessment of Alkoxylated Fatty Amides as Used in Cosmetics

Status: Draft Report for Panel Review
Release Date: August 29, 2018
Panel Meeting Date: September 24-25, 2018

The 2018 Cosmetic Ingredient Review Expert Panel members are: Chairman, Wilma F. Bergfeld, M.D., F.A.C.P.; Donald V. Belsito, M.D.; Ronald A. Hill, Ph.D.; Curtis D. Klaassen, Ph.D.; Daniel C. Liebler, Ph.D.; James G. Marks, Jr., M.D., Ronald C. Shank, Ph.D.; Thomas J. Slaga, Ph.D.; and Paul W. Snyder, D.V.M., Ph.D. The CIR Executive Director is Bart Heldreth, Ph.D. This safety assessment was prepared by Monice M. Fiume, Senior Director.

INTRODUCTION

This assessment reviews the safety of the 41 alkoxyated fatty amides, listed in [Table 1](#), as used in cosmetics. According to the web-based *International Cosmetic Ingredient Dictionary and Handbook* (wINCI; *Dictionary*), all but a few of these ingredients are reported to function in cosmetics as a surfactant – emulsifying agent ([Table 2](#)).¹

The rationale for this grouping of ingredients stems from the fact that these ingredients are structurally related as alkoxyated simple amides. Although a few of the ingredients in this report (e.g., PEG-3 Cocamide DEA and PEG-2 Tallowamide DEA) are di-*N,N*-alkoxyl-substituted amides (and similar to the amines in the Cosmetic Ingredient Review (CIR) PEGs Cocamine report; ingredients reviewed in that report were found safe in cosmetics in the present practices of use and concentration when formulated to be non-irritating²), most of these alkoxyated fatty amides are mono-*N*-alkoxyl-substituted. These ingredients have classic surfactant structures, with a hydrophobic, fatty alkyl tail on one end and a hydrophilic, alkoxyated head group on the other end.

This safety assessment includes relevant published and unpublished data that are available for each endpoint that is evaluated. Published data are identified by conducting an exhaustive search of the world's literature. A listing of the search engines and websites that are used and the sources that are typically explored, as well as the endpoints that CIR typically evaluates, is provided on the CIR website (<https://www.cir-safety.org/supplementaldoc/preliminary-search-engines-and-websites>; <https://www.cir-safety.org/supplementaldoc/cir-report-format-outline>). Unpublished data are provided by the cosmetics industry, as well as by other interested parties.

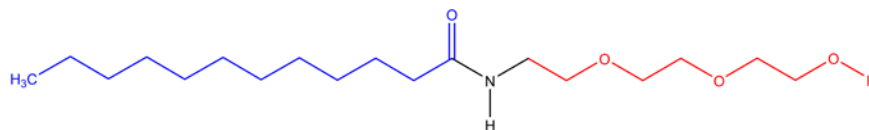
Much of the data included in this safety assessment was obtained from Australia's National Industrial Chemicals Notification and Assessment Scheme (NICNAS) hazard assessments.³⁻⁵ These data summaries are available on the NICNAS website, and when deemed appropriate, information from the summaries has been included in this report.

CHEMISTRY

Definition and Structure

The definitions and structures of the alkoxyated fatty amides included in this review are provided in [Table 2](#).

These ingredients are alkoxyated simple amides, and most of these alkoxyated fatty amides are mono-*N*-alkoxyl-substituted. However, a few of the ingredients (such as PEG-3 Cocamide DEA and PEG-2 Tallowamide DEA) are di-*N,N*-alkoxyl-substituted amides. The ingredients reviewed in this report are classic surfactants, with a hydrophobic fatty alkyl tail on one end and a hydrophilic alkoxyated head group on the other end ([Figure 1](#)).



PEG-3 Lauramide

Figure 1. Example of a fatty acid amide, and its alkoxyated surfactant structure

Physical and Chemical Properties

Physical and chemical properties of PEG-6 Cocamide, PEG-4 Rapeseedamide, and PPG-2 Hydroxyethyl Cocamide are described in [Table 3](#).

Method of Manufacture

Methods of manufacture were not discovered in the published literature, and unpublished data were not submitted.

Impurities

PEG-4 Rapeseedamide

A supplier reports that PEG-4 Rapeseedamide is 92 - 93% “active matter;”⁶ specifications for the presence of 1,4-dioxane are 1 ppm maximum.⁷ According to another source, PEG-4 Rapeseedamide (as the raw material) is reported to be 60 - 80% pure. Low levels of 1,4-dioxane, “down to 100 mg/kg or 100 mg/l,” may be present. Other possible impurities were not specified, but based on the structure, “it is not expected to contain hazardous nitrosamine impurities.”

USE

Cosmetic

The safety of the cosmetic ingredients addressed in this safety assessment is evaluated based on data received from the US Food and Drug Administration (FDA) and the cosmetics industry on the expected use of this ingredient in cosmetics. Use frequencies of individual ingredients in cosmetics are collected from manufacturers and reported by cosmetic product category in FDA's Voluntary Cosmetic Registration Program (VCRP) database. Use concentration data are submitted by the cosmetic industry in response to a survey, conducted by the Personal Care Products Council (Council), of maximum reported use concentrations by product category. VCRP data obtained from the FDA in 2018,⁸ and data received in response to a Council survey of the maximum reported use concentration by category in 2015,⁹ indicate that 11 of the 41 ingredients included in this safety assessment are used in cosmetic formulations.

According to 2018 VCRP survey data, PPG-2 Hydroxyethyl Cocamide is reported to be used in 342 formulations, and PEG-4 Rapeseedamide is reported to be used in 280 formulations (Table 4).⁸ All other in-use ingredients are reported to be used in less than 30 formulations. The results of the concentration of use survey conducted by the Council in 2015 indicate PEG-4 Rapeseedamide has the highest concentration of use, at 9.3% in hair dyes and colors.⁹ The ingredient with the next highest reported concentration of use is PPG-2 Hydroxyethyl Cocamide; it is used at 7.5% in "other" non-coloring hair preparations.

The alkoxyated fatty amides are primarily used in rinse-off formulations, with few uses reported in leave-on formulations. Most of the reported uses are in some type of hair or cleansing formulation. However, there are some uses that result in leave-on dermal exposure; the highest concentration of use reported for products resulting in leave-on dermal exposure is 3% PPG-2 Hydroxyethyl Cocamide in body and hand products.⁹

Use concentration data were reported for PEG-6 Lauramide and PEG-50 Tallow Amide in response to the Council survey, but no uses were received in the VCRP; it should be presumed there is at least one use in every category for which a use concentration is reported. Additionally, uses were reported in the VCRP for PEG-3 Cocamide and PEG-5 Cocamide, but no concentrations of use were reported for these ingredients in the industry survey. The ingredients not in use, according to both the 2018 VCRP data and the industry survey, are listed in Table 5.

The majority of the in-use alkoxyated fatty amides have uses that result in contact with the mucous membranes; for example, PEG-6 Lauramide and PPG-2 Cocamide are used in bath soaps and detergents at up to 4%.⁹ According to the Council survey, PPG-2 Cocamide is used in aerosol hair spray formulations at a maximum concentration of 0.8%, and could possibly be inhaled. In practice, 95% to 99% of the droplets/particles released from cosmetic sprays have aerodynamic equivalent diameters > 10 µm, with propellant sprays yielding a greater fraction of droplets/particles < 10 µm compared with pump sprays.^{10,11} Therefore, most droplets/particles incidentally inhaled from cosmetic sprays would be deposited in the nasopharyngeal and thoracic regions of the respiratory tract and would not be respirable (i.e., they would not enter the lungs) to any appreciable amount.^{12,13}

The alkoxyated fatty amides are not restricted from use in any way under the rules governing cosmetic products in the European Union.¹⁴

Non-Cosmetic

PEG-4 Rapeseedamide is used in industrial dishwashing and laundry care.¹⁵

TOXICOKINETICS

Toxicokinetics data (such as dermal penetration and absorption, distribution, metabolism, and excretion data) were not discovered in the published literature, and unpublished data were not submitted.

TOXICOLOGICAL STUDIES

Acute Toxicity Studies

The acute toxicity studies summarized below³⁻⁵ are described in Table 6.

The dermal LD₅₀s of PEG-4 Rapeseedamide (60 - 80% pure) and PPG-2 Hydroxyethyl Cocamide in Sprague-Dawley rats were > 2000 mg/kg. In rats, the oral LD₅₀s of PEG-4 Rapeseedamide (60 - 80% pure), PPG-2 Hydroxyethyl Cocamide, and PPG-2 hydroxyethyl isostearamide (not a cosmetic ingredient; provided for read-across) were > 2000 mg/kg. In both the dermal and the oral studies, this was the highest dose tested. In inhalation studies of PEG-4 Rapeseedamide (60 - 80% pure), groups of two Wistar rats were exposed to 4.92 mg/l (actual concentration) of the test article for 0.5 - 4 h, and groups of six Wistar rats were exposed to 6 mg/l (actual concentration) of the test article for 4 h, via oronasal exposure. Some deaths were reported in the first, but not the second, study and the LC₅₀s were reported to be 1 - 5 mg/L/4 h and 6 mg/L/4 h, respectively.

Short-Term Toxicity Studies

Oral

PEG-4 Rapeseedamide

Groups of 5 male and 5 female Sprague-Dawley rats were dosed by gavage with 0, 15, 150, or 1000 mg/kg bw/day (PEG-4 Rapeseedamide 60 - 80% pure) in arachis oil for 28 days, in accord with Organisation for Economic Co-operation and Development test guideline (OECD TG) 407.³ All animals survived until study termination. A statistically significant decrease in body weights was observed in females of the mid-dose group during wk 2; a non-statistically significant reduction in body weight gain and food consumption, when compared with controls, was reported for males of the high-dose group. No treatment related behavioral, functional performance, or sensory reactivity changes were observed. No toxicologically-significant changes in clinical chemistry, hematology, or urinalysis parameters were reported. A statistically significant, non-dose dependent, reduction in absolute thymus weights was observed in low- and high-dose males. Microscopic forestomach lesions (acanthosis and hyperkeratosis, occasionally with associated subepithelial inflammatory cell infiltrates) in high dose males were attributed to slight irritancy of the test material, and cortical hypertrophy of the adrenal glands observed in 3 females in the high dose group may reflect a non-specific stress response to the irritancy of the test material. The no-observable-adverse-effect-levels (NOAELs) were 15 and 150 mg/kg bw/day for male and female rats, respectively.

PPG-2 Hydroxyethyl Cocamide

Groups of 3 male and 3 female albino rats were dosed with 0, 100, 500, or 1000 mg/kg/day PPG-2 Hydroxyethyl Cocamide by gavage for 7 days, in accord with OECD TG 407.⁴ The vehicle was not specified. All animals survived until study termination. Transient salivation noted with the highest doses was considered unremarkable. There were no effects on kidney, liver, or spleen weights. No gross lesions were observed at necropsy. Clinical chemistry, hematology, and microscopic studies were not conducted. No evidence of toxicity was observed.

In a 28-day study conducted in accord with OECD TG 407, groups of 5 male and 5 female albino rats were dosed by gavage with 0, 15, 150, or 1000 mg/kg/day PPG-2 Hydroxyethyl Cocamide for 28 days.⁴ The vehicle was not specified. No mortalities were reported. Transient post-dosing salivation was observed in some animals of all test groups. No treatment-related changes were reported for clinical chemistry or hematology parameters. Changes in urinary parameters included a decrease in urine volume and in urinary phosphorus and an increase in urinary pH in high-dose males, and a decrease in urinary potassium in high-dose males and high- and mid-dose females; these changes were not supported by pathological changes. Slight decreases in absolute and relative thymus weights were not considered to be toxicologically significant. Focal basophilic cortical tubules observed in three high dose male rats were not considered treatment-related. The no-observable-effect-level (NOEL) was 15 mg/kg/day, and the NOAEL was 1000 mg/kg/day.

DEVELOPMENTAL AND REPRODUCTIVE TOXICITY STUDIES

PEG-4 Rapeseedamide

A reproductive/developmental toxicity screening test was performed in accord with OECD TG 421 using groups of 10 male and 10 female rats that were dosed with 0, 15, 15, or 500 mg/kg bw/day PEG-4 Rapeseedamide (60 - 80% pure) in arachis oil by gavage for 55 days.³ Animals were paired for mating on day 15 of dosing. Males were killed on day 43; females were allowed to litter, and were killed on 5 days post-partum. No mortalities were reported. No adverse effects on parental body weights, mating performance, fertility, or length of gestation were reported, and there were no effects on litter size, total litter weights, sex ratio, or viability of offspring. The NOAEL was 500 mg/kg bw/day.

GENOTOXICITY STUDIES

The genotoxicity studies summarized below³⁻⁵ are also described in [Table 7](#).

PEG-4 Rapeseedamide (60 - 80% pure), PPG-2 Hydroxyethyl Cocamide, and PPG-2 hydroxyethyl isostearamide (not a cosmetic ingredient; provided for read-across) were not mutagenic in Ames tests at concentrations up to 5000 µg/plate, with or without metabolic activation. In mammalian chromosomal aberration studies, PEG-4 Rapeseedamide (60 - 80% pure) was not clastogenic at up to 5000 µg/ml, with or without metabolic activation, and PPG-2 Hydroxyethyl Cocamide was not clastogenic at concentrations up to 250 µg/ml without metabolic activation. PPG-2 Hydroxyethyl Cocamide was “not likely to be clastogenic” with metabolic activation; a statistically significant increase in the proportion of metaphase figures with chromosomal aberrations was reported at 450 and 500 µg/ml (concentrations that were cytotoxic).

In the mouse micronucleus test, PEG-4 Rapeseedamide (60 - 80% pure) dosed orally at ≤ 400 mg/kg bw in arachis oil³ and aq. PPG-2 Hydroxyethyl Cocamide dosed intraperitoneally at ≤ 1000 mg/kg were not clastogenic.⁴ Additionally, in Sprague-Dawley rats, dosing with up to 2000 mg/kg aq. PPG-2 Hydroxyethyl Cocamide by gavage did not induce DNA damage.

CARCINOGENICITY STUDIES

Carcinogenicity studies were not discovered in the published literature, and unpublished data were not submitted.

DERMAL IRRITATION AND SENSITIZATION STUDIES

The dermal irritation and sensitization studies summarized below^{3,4} are also described in [Table 8](#).

Undiluted PEG-4 Rapeseedamide (60 - 80% pure) was irritating, but not corrosive, to rabbit skin; duration of dosing was not specified. Application of undiluted PPG-2 Hydroxyethyl Cocamide to rabbit skin for 4 h (2.5 cm² patches containing 0.5 ml test material) produced thickening of the skin, desquamation, and well-defined erythema; 3 min and 1 h exposure were not irritating. In Magnusson-Kligman maximization studies in guinea pigs, PEG-4 Rapeseedamide (60 - 80% pure; intradermal induction 0.2%, topical induction – 10%, topical challenge – 0.01%; in sesame oil) and PPG-2 Hydroxyethyl Cocamide (intradermal induction – 0.5%, topical induction – 50%, topical challenge – 5 and 10%; in water) were not sensitizers.

In clinical testing, 0.5% aq. PEG-4 Rapeseedamide (60 - 80% pure; 2 cm² patches containing 0.2 ml test material) was not a sensitizer in a human repeated insult patch test (HRIPT), and 5% aq. PPG-2 Hydroxyethyl Cocamide (4.5 cm² patches containing 0.2 ml test material) was not an irritant. Both studies were performed using 50 subjects.

OCULAR IRRITATION STUDIES

PEG-4 Rapeseedamide

The ocular irritation potential of PEG-4 Rapeseedamide (60 - 80% pure) was evaluated in three New Zealand White rabbits in an acute eye irritation/corrosion test (OECD TG 405).³ The undiluted test material was instilled into the conjunctival sac of one eye of each animal, and the eyes were observed for 7 days. (The volume instilled was not specified.) The test material was slightly irritating to rabbit eyes. The mean scores (calculated using the 24, 48, and 72 h scores for each animal) for the conjunctiva ranged from 1.3 - 1.7/2 for redness; 0 - 0.7/1 for chemosis; and 0.3 (all animals)/1 for discharge; irritation resolved within 7 days. Corneal opacity and iridial inflammation were not observed.

PPG-2 Hydroxyethyl Cocamide

Three male New Zealand White rabbits were used to determine the ocular irritation potential of PPG-2 Hydroxyethyl Cocamide.⁴ One-tenth (0.1) ml of the test article was instilled into the conjunctival sac of one eye of each rabbit, and the eyes were not rinsed. The contralateral eye served as an untreated control. PPG-2 Hydroxyethyl Cocamide was moderately irritating. Corneal opacification was observed in all animals at 24 h. Diffuse red coloration of the conjunctiva with eyelid swelling was reported for up to 7 days, and iridial inflammation was observed in one animal at day 14.

CLINICAL STUDIES

Case Reports

PEG-4 Rapeseedamide

A female patient developed dermatitis 1 month after exposure to massage oils while working as a masseuse, and presented with eczema on the flexor wrist and forearm of 4 mos duration.¹⁶ Patch testing was conducted using a standard series and with oils from work. Two massage oils from the same manufacturer produced positive reactions. Subsequent testing with components of those oils resulted in positive reactions to 3.0% PEG-4 Rapeseedamide. Positive reactions were also reported in a dilution series with PEG-4 Rapeseedamide; “+++” reactions were observed with 0.003 - 3.0% in petrolatum and 0.03 - 3% aq., and a + reaction was observed with 0.003% aq. PEG-4 Rapeseedamide. Control subjects (n = 28) did not react to 0.3% PEG-4 Rapeseedamide in petrolatum.

SUMMARY

This assessment reviews the safety of 41 alkoxyated fatty amides as used in cosmetics. These ingredients are alkoxyated simple amides, and most of these alkoxyated fatty amides are mono-*N*-alkoxyl-substituted. However, a few of the ingredients (such as PEG-3 Cocamide DEA and PEG-2 Tallowamide DEA) are di-*N,N*-alkoxyl-substituted amides. The ingredients reviewed in this report are classic surfactants, with a hydrophobic fatty alkyl tail on one end and a hydrophilic alkoxyated head group on the other end.

Eleven of the 41 ingredients included in this assessment are reported to be in use. PPG-2 Hydroxyethyl Cocamide has the greatest reported frequency of use (342 formulations), and PEG-4 Rapeseedamide has the second greatest reported number of uses (280). The alkoxyated fatty amides are primarily used in rinse-off formulations, and most of the reported uses are in some type of hair or cleansing formulation. PEG-4 Rapeseedamide has the highest concentration of use, at 9.3% in hair dyes and colors. PPG-2 Hydroxyethyl Cocamide has the next highest reported concentration of use is; it is used at 7.5% in “other”

non-coloring hair preparations. There are some uses that result in leave-on dermal exposure; the highest concentration of use reported for products resulting in leave-on dermal exposure is 3% PPG-2 Hydroxyethyl Cocamide in body and hand products. The majority of the in-use alkoxylated fatty amides have uses that result in contact with the mucous membranes; for example, PEG-6 Lauramide and PPG-2 Cocamide are used in bath soaps and detergents at up to 4%. According to the Council survey, PPG-2 Cocamide is used in aerosol hair spray formulations at a maximum concentration of 0.8%, and could possibly be inhaled.

The dermal LD₅₀s of PEG-4 Rapeseedamide (60 - 80% pure) and PPG-2 Hydroxyethyl Cocamide in Sprague-Dawley rats were > 2000 mg/kg. In rats, the oral LD₅₀s of PEG-4 Rapeseedamide (60 - 80% pure), PPG-2 Hydroxyethyl Cocamide, and PPG-2 hydroxyethyl isostearamide (not a cosmetic ingredient; provided for read-across) were > 2000 mg/kg. In both the dermal and the orals studies, this was the highest dose tested. In inhalation studies of PEG-4 Rapeseedamide (60 - 80% pure), groups of two Wistar rats were exposed to 4.92 mg/l (actual concentration) of the test article for 0.5 - 4 h, and groups of six Wistar rats were exposed to 6 mg/l (actual concentration) of the test article for 4 h, via oronasal exposure. Some deaths were reported in the first, but not the second, study and the LC₅₀s were reported to be 1 - 5 mg/L/4 h and 6 mg/L/4 h, respectively.

In a 7-day oral study using groups of 6 albino rats, there was no evidence of toxicity with oral administration of ≤ 1000 mg/kg/day PPG-2 Hydroxyethyl Cocamide. In 28-day oral studies using groups of 10 Sprague-Dawley rats, NOAELs of 15 and 150 mg/kg bw/day PEG-4 Rapeseedamide (60 - 80% pure) in arachis oil were reported for male and female rats, respectively, and for PPG-2 Hydroxyethyl Cocamide, the NOEL was 15 mg/kg/day and the NOAEL was 1000 mg/kg/day. The maximum dose administered in both studies was 1000 mg/kg bw/day. With PEG-4 Rapeseedamide, a statistically significant, non-dose dependent, reduction in absolute thymus weights was observed in low and high-dose males; microscopic forestomach lesions in high dose males were attributed to slight irritancy of the test material; and cortical hypertrophy of the adrenal glands, observed in 3 females in the high dose group, may reflect a non-specific stress response to the irritancy of the test material. With PPG-2 Hydroxyethyl Cocamide, slight decreases in absolute and relative thymus weights were not considered to be toxicologically significant, and focal basophilic cortical tubules observed in three high dose male rats were not considered treatment-related.

A reproductive/developmental toxicity screening test was performed with 20 rats that were dosed with up to 500 mg/kg bw/day PEG-4 Rapeseedamide (60 - 80% pure) in arachis oil by gavage for 55 days. No adverse reproductive effects and no parental toxicity were reported. The NOAEL was 500 mg/kg bw/day.

PEG-4 Rapeseedamide (60 - 80% pure), PPG-2 Hydroxyethyl Cocamide, and PPG-2 hydroxyethyl isostearamide (not a cosmetic ingredient; provided for read-across) were not mutagenic in Ames tests at concentrations up to 5000 µg/plate, with or without metabolic activation. In mammalian chromosomal aberration studies, PEG-4 Rapeseedamide (60 - 80% pure) was not clastogenic at up to 5000 µg/ml, with or without metabolic activation, and PPG-2 Hydroxyethyl Cocamide was not clastogenic at concentrations up to 250 µg/ml without metabolic activation. PPG-2 Hydroxyethyl Cocamide was "not likely to be clastogenic" with metabolic activation; a statistically significant increase in the proportion of metaphase figures with chromosomal aberrations was reported at 450 and 500 µg/ml (concentrations that were cytotoxic). In the mouse micronucleus test, PEG-4 Rapeseedamide (60 - 80% pure) dosed orally at ≤ 400 mg/kg bw in arachis oil and aq. PPG-2 Hydroxyethyl Cocamide dosed intraperitoneally at ≤ 1000 mg/kg were not clastogenic. Additionally, in Sprague-Dawley rats, dosing with up to 2000 mg/kg aq. PPG-2 Hydroxyethyl Cocamide by gavage did not induce DNA damage.

Undiluted PEG-4 Rapeseedamide (60 - 80% pure) was irritating, but not corrosive, to rabbit skin; duration of dosing was not specified. Application of undiluted PPG-2 Hydroxyethyl Cocamide to rabbit skin for 4 h (2.5 cm² patches containing 0.5 ml test material) produced thickening of the skin, desquamation, and well-defined erythema; 3 min and 1 h exposure were not irritating. In Magnusson-Kligman maximization studies in guinea pigs, PEG-4 Rapeseedamide (60 - 80% pure; intradermal induction 0.2%, topical induction – 10%, topical challenge – 0.01%; in sesame oil) and PPG-2 Hydroxyethyl Cocamide (intradermal induction – 0.5%, topical induction – 50%, topical challenge – 5 and 10%; in water) were not sensitizers.

In clinical testing, 0.5% aq. PEG-4 Rapeseedamide (60 - 80% pure; 2 cm² patches containing 0.2 ml test material) was not a sensitizer in an HRIPT, and 5% aq. PPG-2 Hydroxyethyl Cocamide (4.5 cm² patches containing 0.2 ml test material) was not an irritant. Both studies were performed using 50 subjects.

Ocular irritation studies were performed using New Zealand White rabbits. Undiluted PEG-4 Rapeseedamide (60 - 80% pure) was slightly irritating to rabbit eyes, and undiluted PPG-2 Hydroxyethyl Cocamide was moderately irritating.

DISCUSSION

To be developed.

CONCLUSION

To be determined.

TABLES

Table 1. Alkoxylated fatty amides included in this safety assessment

PEG-2 Cocamide	PEG-2 Lauramide	PEG-10 Stearamide
PEG-3 Cocamide	PEG-3 Lauramide	PEG-15 Stearamide
PEG-4 Cocamide	PEG-5 Lauramide	PEG-50 Stearamide
PEG-5 Cocamide	PEG-6 Lauramide	PEG-5 Tallow Amide
PEG-6 Cocamide	PEG-11 Lauramide	PEG-8 Tallow Amide
PEG-7 Cocamide	PEG-3 Oleamide	PEG-50 Tallow Amide
PEG-11 Cocamide	PEG-4 Oleamide	PEG-2 Tallowamide DEA
PEG-20 Cocamide	PEG-5 Oleamide	Polyglyceryl-4-PEG-2 Cocamide
PEG-3 Cocamide DEA	PEG-6 Oleamide	PPG-2 Cocamide
PEG-20 Cocamide MEA	PEG-7 Oleamide	PPG-1 Hydroxyethyl Caprylamide
PEG-6 Hydrogenated Palmamide	PEG-9 Oleamide	PPG-2 Hydroxyethyl Cocamide
PEG-50 Hydrogenated Palmamide	PEG-5 Oleamide Diolate	PPG-2 Hydroxyethyl Coco/Isostearamide
PEG-13 Hydrogenated Tallow Amide	PEG-4 Rapeseedamide	PPG-3 Hydroxyethyl Soyamide
PEG-5 Lanolinamide	PEG-4 Stearamide	

Table 2. Definitions, structures, and functions of the ingredients in this safety assessment. ¹ CIR Staff

Ingredient CAS No.	Definition & Structure	Function(s)
<i>Ethoxylated</i>	<i>General formula:</i>	
PEG-2 Cocamide [61791-08-0 (generic to PEG-x Cocamides)]	PEG-2 Cocamide is the polyethylene glycol amide of coconut acid that conforms generally to the above formula, and RCO- represents the fatty acids derived from coconut oil and n has an average value of 2.	surfactant - emulsifying agent; surfactant - foam booster
PEG-3 Cocamide 61791-08-0 (generic)	PEG-3 Cocamide is the polyethylene glycol amide of coconut acid that conforms generally to the above formula, and RCO- represents the fatty acids derived from coconut oil and n has an average value of 3.	surfactant - emulsifying agent; surfactant - foam booster
PEG-4 Cocamide [61791-08-0 (generic to PEG-x Cocamides)]	PEG-4 Cocamide is the polyethylene glycol amide of coconut acid that conforms generally to the above formula, and RCO- represents the fatty acids derived from coconut oil and n has an average value of 4.	surfactant - emulsifying agent
PEG-5 Cocamide 61791-08-0 (generic)	PEG-5 Cocamide is the polyethylene glycol amide of coconut acid that conforms generally to the above formula, and RCO- represents the fatty acids derived from coconut oil and n has an average value of 5.	surfactant - emulsifying agent
PEG-6 Cocamide 61791-08-0 (generic)	PEG-6 Cocamide is the polyethylene glycol amide of coconut acid that conforms generally to the above formula, and RCO- represents the fatty acids derived from coconut oil and n has an average value of 6.	surfactant - emulsifying agent
PEG-7 Cocamide 61791-08-0 (generic)	PEG-7 Cocamide is the polyethylene glycol amide of coconut acid that conforms generally to the above formula, and RCO- represents the fatty acids derived from coconut oil and n has an average value of 7.	surfactant - emulsifying agent
PEG-11 Cocamide 61791-08-0 (generic)	PEG-11 Cocamide is the polyethylene glycol amide of coconut acid that conforms generally to the above formula, and RCO- represents the fatty acids derived from coconut oil and n has an average value of 11.	surfactant - cleansing agent; surfactant - emulsifying agent
PEG-20 Cocamide 61791-08-0 (generic)	PEG-20 Cocamide is the polyethylene glycol amide of coconut acid that conforms generally to the above formula, and RCO- represents the fatty acids derived from coconut oil and n has an average value of 20.	surfactant - emulsifying agent
PEG-3 Cocamide DEA	PEG-3 Cocamide DEA is the polyethylene glycol derivative of Cocamide DEA with an average of 3 moles of ethylene oxide. [Cocamide DEA is a mixture of ethanolamides of coconut acid. It conforms generally to the above formula, and RCO- represents the fatty acids derived from <i>Cocos nucifera</i> (coconut) oil.]	surfactant - emulsifying agent
PEG-20 Cocamide MEA	PEG-20 Cocamide MEA is the polyethylene glycol derivative of cocamide MEA containing an average of 20 moles of ethylene oxide. [Cocamide MEA is a mixture of ethanolamides of coconut acid. It conforms generally to the above general formula, and RCO- represents the fatty acids derived from <i>Cocos nucifera</i> (coconut) oil.]	surfactant - emulsifying agent

Table 2. Definitions, structures, and functions of the ingredients in this safety assessment. ¹ CIR Staff

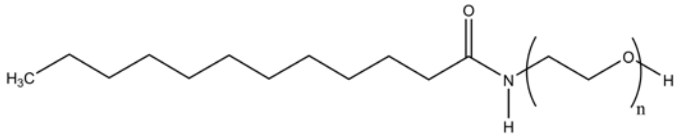
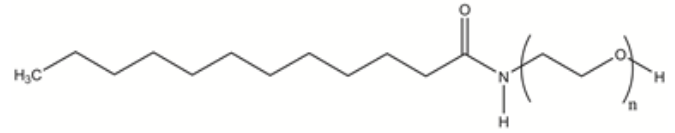
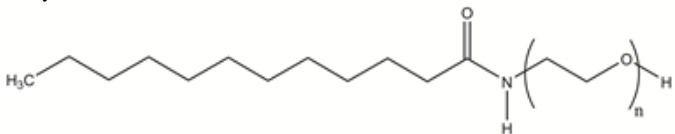
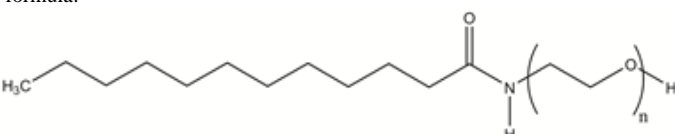
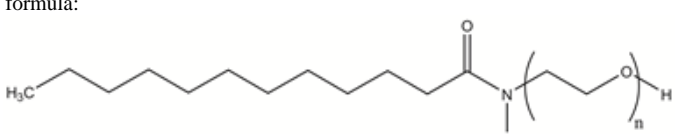
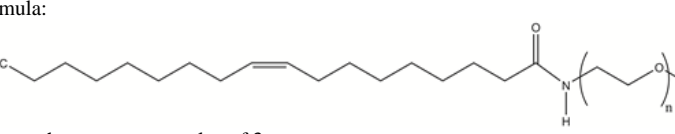
Ingredient CAS No.	Definition & Structure	Function(s)
PEG-6 Hydrogenated Palmamide	PEG-6 Hydrogenated Palmamide is the polyethylene glycol amide of hydrogenated palm oil that generally to the above formula, and RCO- represents the fatty acids derived from hydrogenated palm oil and n has an average value of 6.	emulsion stabilizer; surfactant - emulsifying agent
PEG-50 Hydrogenated Palmamide	PEG-50 Hydrogenated Palmamide is the polyethylene glycol amide of hydrogenated palm oil that conforms generally to the above formula, and RCO- represents the fatty acids from hydrogenated palm oil and n has an average value of 50.	cleansing agent; surfactant - solubilizing agent
PEG-13 Hydrogenated Tallow Amide 68783-22-2 (generic)	PEG-13 Hydrogenated Tallow Amide is the polyethylene glycol amide of hydrogenated tallow amide that conforms generally to the above formula, and RCO- represents the fatty acids derived from hydrogenated tallow and n has an average value of 13.	surfactant - emulsifying agent
PEG-5 Lanolinamide	PEG-5 Lanolinamide is the polyethylene glycol amide of lanolin acid with an average of 5 [stoichiometric equivalents] of ethylene oxide. [PEG-5 Lanolinamide conforms generally to the above formula, and RCO- represents the fatty acids derived from Lanolin Acid (a mixture of organic acids obtained from the hydrolysis of Lanolin) and n has an average value of 5.]	hair conditioning agent; viscosity increasing agent - nonaqueous
PEG-2 Lauramide [26635-75-6 (generic to PEG-x Lauramides)]	PEG-2 Lauramide is the polyethylene glycol amide of lauric acid that conforms to the formula:  where n has an average value of 2.	surfactant - cleansing agent; surfactant - emulsifying agent
PEG-3 Lauramide [26635-75-6 (generic to PEG-x Lauramides)]	PEG-3 Lauramide is the polyethylene glycol amide of lauric acid that conforms to the formula:  where n has an average value of 3.	surfactant - emulsifying agent; surfactant - foam booster
PEG-5 Lauramide 26635-75-6 (generic)	PEG-5 Lauramide is the polyethylene glycol amide of lauric acid that conforms generally to the formula:  where n has an average value of 5.	surfactant - emulsifying agent
PEG-6 Lauramide 26635-75-6 (generic)	PEG-6 Lauramide is the polyethylene glycol amide of lauric acid that conforms to the formula:  where n has an average value of 6.	surfactant - emulsifying agent
PEG-11 Lauramide [26635-75-6 (generic to PEG-x Lauramides)]	PEG-11 Lauramide is the polyethylene glycol amide of lauric acid that conforms to the formula:  where n has an average value of 11.	surfactant - emulsifying agent
PEG-3 Oleamide	PEG-3 Oleamide is the polyethylene glycol amide of oleic acid that conforms to the formula:  where n has an average value of 3.	surfactant - emulsifying agent; surfactant - foam booster

Table 2. Definitions, structures, and functions of the ingredients in this safety assessment. ¹ CIR Staff

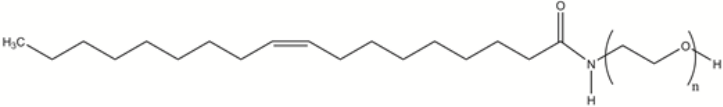
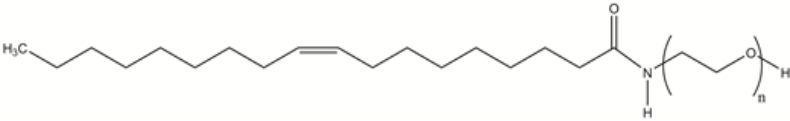
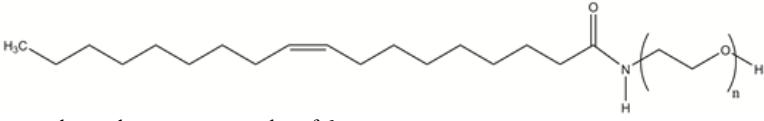
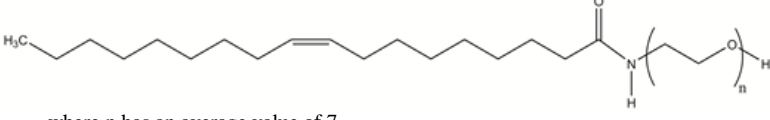
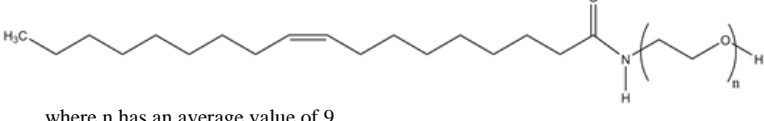
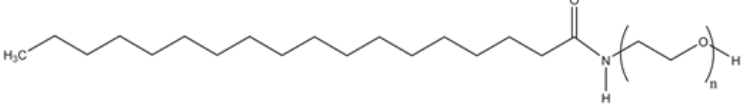
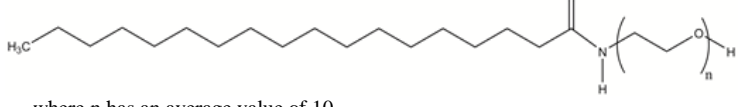
Ingredient CAS No.	Definition & Structure	Function(s)
PEG-4 Oleamide	<p>PEG-4 Oleamide is the polyethylene glycol amide of oleic acid that conforms to the formula:</p>  <p>where n has an average value of 4.</p>	surfactant - emulsifying agent
PEG-5 Oleamide	<p>PEG-5 Oleamide is the polyethylene glycol amide of oleic acid that conforms to the formula:</p>  <p>where n has an average value of 5.</p>	surfactant - emulsifying agent
PEG-6 Oleamide	<p>PEG-6 Oleamide is the polyethylene glycol amide of oleic acid that conforms to the formula:</p>  <p>where n has an average value of 6</p>	surfactant - emulsifying agent
PEG-7 Oleamide	<p>PEG-7 Oleamide is the polyethylene glycol amide of oleic acid that conforms to the formula:</p>  <p>where n has an average value of 7.</p>	surfactant - emulsifying agent
PEG-9 Oleamide	<p>PEG-9 Oleamide is the polyethylene glycol amide of oleic acid that conforms generally to the formula:</p>  <p>where n has an average value of 9.</p>	surfactant - emulsifying agent
PEG-4 Rapeseedamide 85536-23-8	<p>PEG-4 Rapeseedamide is the polyethylene glycol amide of the fatty acids derived from rapeseed oil with an average of 4 moles of ethylene oxide. [Rapeseed Acid is a mixture of fatty acids derived from <i>Brassica campestris</i> (rapeseed) seed oil. PEG-4 Rapeseedamide conforms generally to the above general formula, and RCO- represents the fatty acids from rapeseed oil and n has an average value of 4.]</p>	surfactant - emulsifying agent; viscosity increasing agent - aqueous
PEG-4 Stearamide	<p>PEG-4 Stearamide is the polyethylene glycol amide of stearic acid that conforms generally to the formula:</p>  <p>where n has an average value of 4.</p>	surfactant - emulsifying agent
PEG-10 Stearamide	<p>PEG-10 Stearamide is the polyethylene glycol amide of stearic acid that conforms generally to the formula:</p>  <p>where n has an average value of 10.</p>	surfactant - emulsifying agent
PEG-15 Stearamide	<p>PEG-15 Stearamide is the polyethylene glycol amide of stearic acid that conforms generally to the formula:</p>	surfactant - emulsifying agent

Table 2. Definitions, structures, and functions of the ingredients in this safety assessment. ¹ CIR Staff

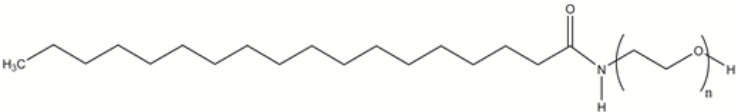
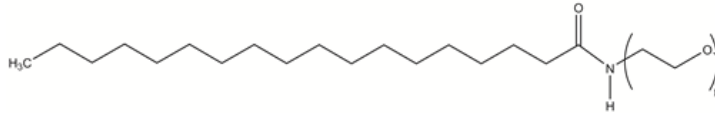
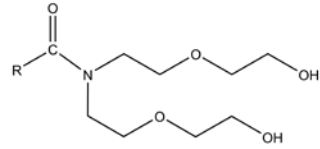
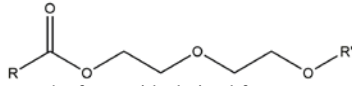
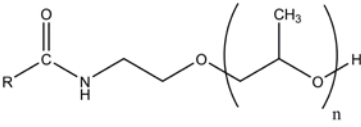
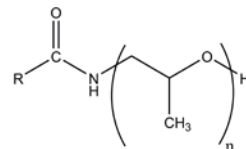
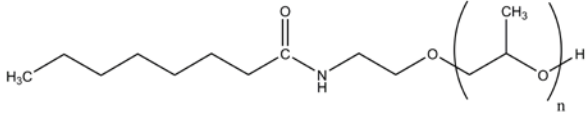
Ingredient CAS No.	Definition & Structure	Function(s)
PEG-50 Stearamide	 <p>where n has an average value of 15.</p>	skin-conditioning agent - miscellaneous
PEG-5 Tallow Amide 8051-61-4	 <p>where n has an average value of 50.</p>	antistatic agent; surfactant - emulsifying agent
PEG-8 Tallow Amide	PEG-8 Tallow Amide is the polyethylene glycol amide of tallow acid that conforms generally to the above general formula, and RCO- represents the fatty acids derived from tallow and n has an average value of 8.	surfactant - emulsifying agent
PEG-50 Tallow Amide 8051-63-6	PEG-50 Tallow Amide is the polyethylene glycol amide of tallow acid that conforms generally to the above general formula, and RCO- represents the fatty acids derived from tallow and n has an average value of 50.	surfactant - cleansing agent; surfactant - solubilizing agent
PEG-2 Tallowamide DEA	<p>PEG-2 Tallowamide DEA is the polyethylene glycol amine derived from tallow acid that conforms generally to the formula:</p>  <p>where RCO- represents tallowoyl moiety.</p>	surfactant - cleansing agent
Ethoxylated Polyglyceryl		
Polyglyceryl-4-PEG-2 Cocamide	<p>Polyglyceryl-4-PEG-2 Cocamide is an ether of PEG-2 cocamide and polyglycerin-4. [Polyglycerin-4 is a glycerin polymer containing 4 glycerin units.]</p>  <p>[wherein RCO- represents the fatty acids derived from coconut oil and R' represents polyglyceryl-4.]</p>	surfactant - emulsifying agent
Propoxylated		
PPG-2 Hydroxyethyl Cocamide 201363-52-2	<p>PPG-2 Hydroxyethyl Cocamide is the organic compound that conforms generally to the formula:</p>  <p>where RCO- represents the fatty acids derived from coconut oil and n has an average value of 2.</p>	surfactant - emulsifying agent; surfactant - foam booster; viscosity increasing agent - aqueous
PPG-2 Cocamide	<p>PPG-2 Cocamide is the dipropylene glycol amide of coconut acid that conforms generally to the formula:</p>  <p>where n has an average value of 2 and RCO- represents the cocoyl moiety.</p>	surfactant - foam booster; viscosity increasing agent - aqueous
PPG-1 Hydroxyethyl Caprylamide	<p>PPG-1 Hydroxyethyl Caprylamide is the organic compound that conforms generally to the formula:</p>  <p>where n has an average value of 1.</p>	surfactant - emulsifying agent; surfactant - foam booster; viscosity increasing agent - aqueous

Table 2. Definitions, structures, and functions of the ingredients in this safety assessment. ¹ CIR Staff

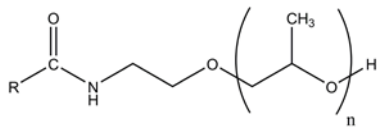
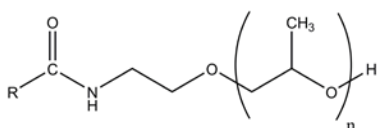
Ingredient CAS No.	Definition & Structure	Function(s)
PPG-2 Hydroxyethyl Coco/Isostearamide	<p>PPG-2 Hydroxyethyl Coco/Isostearamide is the organic compound that conforms generally to the formula:</p>  <p>where RCO- represents a mixture of isostearic acid and coconut acid and n has an average value of 2.</p>	<p>surfactant - cleansing agent; surfactant - foam booster; surfactant - solubilizing agent; viscosity increasing agent - aqueous</p>
PPG-3 Hydroxyethyl Soyamide	<p>PPG-3 Hydroxyethyl Soyamide is the organic compound that conforms to the formula:</p>  <p>where RCO- represents the fatty acids derived from soybean oil and n has an average value of 3.</p>	<p>surfactant - emulsifying agent; surfactant - foam booster; viscosity increasing agent - aqueous</p>

Table 3 Physical and Chemical Properties

Property	Value	Reference
PEG-6 Cocamide		
Physical Form (@ 25°C)	liquid	17
Color (@ 30°C)	clear	18
Density (g/ml @ 25 °C)	0.99	17,18
Viscosity (kg/(s x m) @ 25°C; @ 60°C)	0.217; 0.039	18
Vapor pressure (mmHg @ 20 °C)	0.01	17
Boiling Point (°C)	100	17
Hydrophilic-Lipophilic Balance (HLB)	14.6	17,18
PEG-4 Rapeseedamide (60-80% purity)		
Physical Form	clear liquid	6
Color	yellow	6
Molecular Weight (g/mol)	< 600	3
Density/Specific Gravity (kg/m ³ ; @ 20°C)	997	3
Vapor pressure (mm Hg)	0.0019	3
Melting Point (°C)	5-10	3
Boiling Point (°C)	> 262	3
Water Solubility (g/L @ 23 °C)	9.0 x 10 ⁻⁴	3
Other Solubility (g/L @ 20°C)	652 – 702 in <i>n</i> -octanol	3
log K _{ow}	2.6	3
HLB	~11	6
PPG-2 Hydroxyethyl Cocamide		
Physical Form	liquid	4
Color	yellowish	4
Specific Gravity (@ 20 °C)	0.98	4
Vapor pressure (mmHg 25 °C)	5.25 x 10 ⁻⁵	4
Boiling Point (°C)	> 165 (decomposition occurs over the range 60-305)	4
Water Solubility (g/L @ 20 °C)	< 0.001	4
log K _{ow}	0.86 to > 6.2 (likely due to the variability of cocamide chain lengths)	4

Table 4. Frequency and concentration of use according to duration and type of exposure

	# of Uses ⁸	Max Conc of Use (%) ⁹	# of Uses ⁸	Max Conc of Use (%) ⁹	# of Uses ⁸	Max Conc of Use (%) ⁹
Totals*	2	0.12-2	2	NR	21	NR
PEG-2 Cocamide						
PEG-3 Cocamide						
PEG-5 Cocamide						
Duration of Use						
Leave-On	NR	NR	1	NR	NR	NR
Rinse-Off	2	0.12-2	1	NR	24	NR
Diluted for (Bath) Use	NR	NR	NR	NR	NR	NR
Exposure Type						
Eye Area	NR	NR	NR	NR	NR	NR
Incidental Ingestion	NR	NR	NR	NR	NR	NR
Incidental Inhalation-Spray	NR	NR	1 ^a	NR	NR	NR
Incidental Inhalation-Powder	NR	NR	NR	NR	NR	NR
Dermal Contact	2	0.3-2	1	NR	19	NR
Deodorant (underarm)	NR	NR	NR	NR	NR	NR
Hair - Non-Coloring	NR	0.13	NR	NR	2	NR
Hair-Coloring	NR	NR	NR	NR	NR	NR
Nail	NR	NR	NR	NR	NR	NR
Mucous Membrane	2	0.3-2	NR	NR	19	NR
Baby Products	NR	NR	NR	NR	NR	NR
Totals*	19	0.75-2	26	1-3	NR	4
PEG-6 Cocamide						
PEG-50 Hydrogenated Palmamide						
PEG-6 Lauramide						
Duration of Use						
Leave-On	3	NR	NR	1	NR	NR
Rinse Off	16	0.75-2	26	2-3	NR	4
Diluted for (Bath) Use	NR	NR	NR	NR	NR	NR
Exposure Type						
Eye Area	NR	NR	NR	NR	NR	NR
Incidental Ingestion	NR	NR	NR	NR	NR	NR
Incidental Inhalation-Spray	1 ^a ; 1 ^b	NR	NR	NR	NR	NR
Incidental Inhalation-Powder	1 ^b	NR	NR	NR	NR	NR
Dermal Contact	11	2	NR	NR	NR	4
Deodorant (underarm)	NR	NR	NR	NR	NR	NR
Hair - Non-Coloring	4	0.75-0.8	NR	1	NR	NR
Hair-Coloring	4	NR	26	2-3	NR	NR
Nail	NR	NR	NR	NR	NR	NR
Mucous Membrane	8	NR	NR	NR	NR	4
Baby Products	NR	NR	NR	NR	NR	NR
Totals*	280	0.93-9.3	NR	2	3	0.8-4
PEG-4 Rapeseedamide						
PEG-50 Tallow Amide						
PPG-2 Cocamide						
Duration of Use						
Leave-On	3	NR	NR	NR	NR	0.8
Rinse-Off	274	0.93-9.3	NR	2	3	2-4
Diluted for (Bath) Use	3	2	NR	NR	NR	NR
Exposure Type						
Eye Area	NR	NR	NR	NR	NR	NR
Incidental Ingestion	NR	NR	NR	NR	NR	NR
Incidental Inhalation-Spray	1	NR	NR	NR	NR	0.8
Incidental Inhalation-Powder	NR	NR	NR	NR	NR	NR
Dermal Contact	52	0.93-3	NR	NR	1	4
Deodorant (underarm)	NR	NR	NR	NR	NR	NR
Hair - Non-Coloring	51	2.4-2.8	NR	NR	2	0.8-2
Hair-Coloring	174	8.2-9.3	NR	2	NR	NR
Nail	NR	NR	NR	NR	NR	NR
Mucous Membrane	54	1-3	NR	NR	NR	4
Baby Products	NR	NR	NR	NR	NR	NR

Table 4. Frequency and concentration of use according to duration and type of exposure

	# of Uses ⁸	Max Conc of Use (%) ⁹	# of Uses ⁸	Max Conc of Use (%) ⁹	# of Uses ⁸	Max Conc of Use (%) ⁹
	PPG-2 Hydroxyethyl Cocamide		PPG-2 Hydroxyethyl Coco/Isostearamide			
Totals	342	0.00025-7.5	23	0.5-0.6		
Duration of Use						
<i>Leave-On</i>	10	0.35-7.5	NR	NR		
<i>Rinse Off</i>	326	0.00025-4	23	0.5-0.6		
<i>Diluted for (Bath) Use</i>	6	1.5-3	NR	NR		
Exposure Type						
Eye Area	NR	NR	NR	NR		
Incidental Ingestion	NR	NR	NR	NR		
Incidental Inhalation-Spray	1 ^a	0.62 ^b	NR	NR		
Incidental Inhalation-Powder	NR	0.35-3 ^c	NR	NR		
Dermal Contact	309	0.008-4	12	0.5-0.6		
Deodorant (underarm)	NR	NR	NR	NR		
Hair - Non-Coloring	33	0.00025-7.5	11	NR		
Hair-Coloring	NR	NR	NR	NR		
Nail	NR	NR	NR	NR		
Mucous Membrane	286	1.5-3	6	0.5-0.6		
Baby Products	2	NR	NR	NR		

*Because each ingredient may be used in cosmetics with multiple exposure types, the sum of all exposure types may not equal the sum of total uses.

^a It is possible these products are sprays, but it is not specified whether the reported uses are sprays.

^b Not specified whether a spray or a powder, but it is possible the use can be as a spray or a powder, therefore the information is captured in both categories.

^c It is possible these products are powders, but it is not specified whether the reported uses are powders

NR – no reported use

Table 5. Ingredients not reported to be in use (according to VCRP and Council survey data)^{8,9}

PEG-4 Cocamide	PEG-3 Lauramide	PEG-4 Stearamide
PEG-7 Cocamide	PEG-5 Lauramide	PEG-10 Stearamide
PEG-11 Cocamide	PEG-11 Lauramide	PEG-15 Stearamide
PEG-20 Cocamide	PEG-3 Oleamide	PEG-50 Stearamide
PEG-3 Cocamide DEA	PEG-4 Oleamide	PEG-5 Tallow Amide
PEG-20 Cocamide MEA	PEG-5 Oleamide	PEG-8 Tallow Amide
PEG-6 Hydrogenated Palmamide	PEG-6 Oleamide	PEG-2 Tallowamide DEA
PEG-13 Hydrogenated Tallow Amide	PEG-7 Oleamide	Polyglyceryl-4-PEG-2 Cocamide
PEG-5 Lanolinamide	PEG-9 Oleamide	PPG-1 Hydroxyethyl Caprylamide
PEG-2 Lauramide	PEG-5 Oleamide Dioleate	PPG-3 Hydroxyethyl Soyamide

Table 6. Acute toxicity studies

Ingredient	Animals	No./Group	Vehicle	Concentration/Dose	Protocol	LD₅₀ or LC₅₀/Results	Reference
DERMAL							
PEG-4 Rapeseedamide (60 - 80% pure)	Sprague-Dawley rats	5/sex	none specified	2000 mg/kg	semi-occlusive application (OECD TG 402)	> 2000 mg/kg no dermal irritation and no signs of toxicity were observed	3
PPG-2 Hydroxyethyl Cocamide	Sprague-Dawley rats	5/sex	none specified	2000 mg/kg	50 cm ² porous gauze pad with waterproof dressing, (OECD TG 402)	> 2000 mg/kg slight to well-defined erythema (7 animals) and edema (6 animals) was resolved by day 9 and 8, respectively; desquamation with scabbing was observed in 2 females	4
ORAL							
PEG-4 Rapeseedamide (60 - 80% pure)	Wistar rats	5/sex	none specified	2000 mg/kg	by gavage (OECD TG 401)	> 2000 mg/kg no signs of toxicity were observed	3
PPG-2 Hydroxyethyl Cocamide	Sprague-Dawley rats	3/sex	none specified	2000 mg/kg	by gavage (OECD TG 401)	> 2000 mg/kg	4
PPG-2 hydroxyethyl isostearamide (not a cosmetic ingredient; provided for read-across)	Sprague-Dawley rats	3/sex	1% (w/v) aq. methylcellulose	2000 mg/kg	by gavage (OECD TG 423)	> 2000 mg/kg	3
INHALATION							
PEG-4 Rapeseedamide (60 - 80% pure)	Wistar rats	2 males	none specified	24.34 mg/l (nominal); 4.92 mg/l (actual)	oronasal exposure (OECD TG 403) 0.5, 1, 2, or 4 h exposure period 2.14 µm particle size	1-5 mg/L/4 h labored and noisy breathing was observed 1 animal exposed for 2 h and 1 exposed for 4 h died 1 day after exposure; discolored non-collapsed lungs, mottled liver, dilatation of the kidneys and intestine were observed at necropsy	3
PEG-4 Rapeseedamide (60 - 80% pure)	Wistar rats	3/sex	none specified	119 mg/l (nominal); 6 mg/l (actual)	oronasal exposure (OECD TG 436) 4 h exposure period; 2.05-2.14 µm particle size	6 mg/L/4 h labored breathing was observed in all males and in one female (day 2); no mortality	3

Abbreviations: OECD – Organisation for Economic Co-operation and Development; TG – test guideline

Table 7. Genotoxicity studies

Test Article	Concentration/Dose	Vehicle	Test System	Procedure	Results	Reference
IN VITRO						
PEG-4 Rapeseedamide (60 - 80% pure)	312.5 - 5000 µg/plate, with and without metabolic activation	DMSO	<i>Salmonella typhimurium</i> TA1538, TA1535, TA1537, TA98, TA100	Ames test (OECD TG 471)	not mutagenic	5
PEG-4 Rapeseedamide (60 - 80% pure)	39 - 5000 µg/ml, with and without metabolic activation	DMSO	human cultured peripheral lymphocytes	mammalian chromosomal aberration test (OECD TG 473)	not clastogenic	5
PPG-2 Hydroxyethyl Cocamide	1.5 - 5000 µg/plate, with and without metabolic activation	not stated	<i>S. typhimurium</i> TA98, TA100, TA1535, TA1537 <i>Escherichia coli</i> CM891	Ames test (OECD TG 471)	not mutagenic	4
PPG-2 Hydroxyethyl Cocamide	<u>with activation:</u> 125 - 300 µg/ml initial study; 3 h); 300 - 500 µg/ml (confirmation; 3 h); 450 and 500 µg/ml (confirmation 2; 3 h) <u>without metabolic activation:</u> 62.5 - 250 µg/ml (initial study; 3 h); 62.5 - 125 µg/ml (confirmation; 21 h)	water	human lymphocytes	mammalian chromosomal aberration test (OECD TG 473)	"not likely to be clastogenic" with metabolic activation, statistically significant increase in proportion of metaphase figures with chromosomal aberrations at 450 and 500 µg/ml in both confirmation studies; these were cytotoxic concentrations all other results were negative	4
PPG-2 hydroxyethyl isostearamide (not a cosmetic ingredient; provided for read-across)	5 - 5000 µg/plate, with and without metabolic activation	DMSO	<i>S. typhimurium</i> TA98, TA100, TA1535, TA1537 <i>Escherichia coli</i> WP2uvrA	Ames test (OECD TG 471)	not mutagenic	5
IN VIVO						
PEG-4 Rapeseedamide (60-80% pure)	0, 100, 200, and 400 mg/kg bw (24 h) 0 and 400 mg/kg bw (48 h)	arachis oil	albino Crl:CD-1 mice; 7/sex test animals; 14/sex negative controls; 5/sex positive controls	micronucleus test (OECD TG 474) animals were dosed by gavage cyclophosphamide served as the positive control	not clastogenic no statistically significant decreases in PCE/NCE ratios; however, marked decreases is the PCE/NCE ratio was observed in the 200 (24h) and 400 (48 h) mg/kg bw groups clinical signs were reported in the 200 and 400 mg/kg bw dose groups	5
PPG-2 Hydroxyethyl Cocamide	0, 250, 500, and 1000 mg/kg	water	CD-1 outbred albino mice; 10 males in the control and high dose groups; 5 males in the low and mid dose groups	micronucleus test (OECD TG 474) animals were dosed intraperitoneally positive control not identified	not clastogenic	4
PPG-2 Hydroxyethyl Cocamide	0, 600, and 2000 mg/kg	water	Sprague-Dawley rats; 5 males per group	rat liver DNA repair (UDS) test (OECD TG 486) animals were dosed by gavage	did not induce DNA damage	4

Abbreviations: DMSO – dimethyl sulfoxide; NCE – normochromatic erythrocytes; OECD – Organisation for Economic Co-operation and Development; PCE – polychromatic erythrocytes; TG – test guideline; UDS – unscheduled DNA synthesis

Table 8. Dermal irritation and sensitization studies

Test Article	Concentration/Dose	Test Population	Procedure	Results	Reference
ANIMAL					
PEG-4 Rapeseedamide (60 - 80% pure)	applied neat	3 female NZW rabbits	semi-occlusive application; animals were observed for 22 days (OECD TG 404) duration of dosing was not stated; however, according to the TG, dosing is typically 4 h in duration	irritating; no corrosive effect; no systemic toxicity mean scores (calculated using the 24, 48, and 72 h scores for each animal) ranged from 2-4/4 for erythema and 2-2.7/3 for edema irritation did not resolve by study termination	3
PEG-4 Rapeseedamide (60 - 80% pure)	intradermal induction – 0.2% topical induction – 10% topical challenge – 0.01% vehicle – sesame oil	10 (test) or 5 (control) male Dunkin Hartley guinea pigs	skin sensitization – maximization test (OECD TG 406)	not sensitizing	3
PPG-2 Hydroxyethyl Cocamide	applied neat	3 male NZW rabbits	4 h patch; 0.5 ml applied to a 2.5 cm ² area using a porous gauze pad covered with elastic adhesive dressing (OECD TG 404) 1 animal also received 3 min and 1 h applications	4 h exposure: thickening of the skin, desquamation, and well-defined erythema in all 3 animals; did not resolve in 2/3 animals by day 14 3 min and 1 h exposure: no irritation	4
PPG-2 Hydroxyethyl Cocamide	intradermal induction – 0.5% topical induction – 50% topical challenge – 5 and 10% vehicle – water	10 (test) or 5 (control) female Dunkin Hartley guinea pigs	(Magnusson-Kligman maximization test (OECD TG 406) intradermal induction (day 0) consisted of 3 pairs of injections: FCA/water 1:1; test substance only; test substance in FCA/saline 1:1 topical induction (day 7), 48 h occlusive patch (0.4 ml) challenge (day 21), 24 h occlusive patches (0.2 ml)	not sensitizing no irritation following topical applications; slight irritation at injection site after injection of test substance or sterile water (control animals)	4
HUMAN					
PEG-4 Rapeseedamide (60 - 80% pure)	0.5% aq.	50 subjects	HRIPT induction: 2 cm ² patches containing 0.2 ml test material were applied for 24 h (3x/wk for 3 wks), and the test sites were assessed 24 or 48 h after removal challenge: after a 2 wk non-treatment period, 1 test patch was applied for 24 h to a previously untreated site; the site was assessed 24, 48, and 72 h after application	not an irritant or sensitizer one instance of barely perceptible or spotty erythema for 3 subjects	3
PPG-2 Hydroxyethyl Cocamide	5% aq.	50 subjects	48 h occlusive patch; 0.2 ml applied via a 4.5 cm ² gauze pad; test sites were evaluated at patch removal and after 24 h procedure was repeated using occlusive and semi-occlusive patches in subjects with positive responses	not irritating one subject had a mild and one a moderate response 24 h after patch removal; both subjects had mild responses 48 h after patch removal with follow-up testing, one subject had a positive response with the occlusive patch, but a negative response with the semi-occlusive patch	4

Abbreviations: aq. – aqueous; NZW – New Zealand White; HRIPT – human repeated insult patch test; OECD – Organisation for Economic Co-operation and Development; TG – test guideline

REFERENCES

1. Nikitakis J and Lange B (eds). Web-Based *International Cosmetic Ingredient Dictionary and Handbook* (wINCI Dictionary). <http://webdictionary.personalcarecouncil.org/jsp/IngredientSearchPage.jsp>. Washington, D.C. Last Updated 2017. Date Accessed 8-29-2017.
2. Boyer IJ, Burnett CL, Heldreth B, et al. Final Amended Report of the Safety Assessment of PEGs Cocamine and Related Ingredients as Used in Cosmetics. 2015. Available from CIR at <https://www.cir-safety.org/ingredients>.
3. Australian Government Department of Health National Industrial Chemicals Notification and Assessment Scheme (NICNAS). Public Report on PEG-4 Rapeseedamide. File No: STD/1443. <https://www.nicnas.gov.au/search?query=STD%2F1443&collection=nicnas-meta>. Last Updated 2013. Date Accessed 8-29-2017.
4. Australian Government Department of Health National Industrial Chemicals Notification and Assessment Scheme (NICNAS). Full Public Report on Promidium CO. File No: NA/908. <https://www.nicnas.gov.au/search?query=NA%2F908&collection=nicnas-meta>. Last Updated 2001. Date Accessed 8-29-2017.
5. Australian Government Department of Health National Industrial Chemicals Notification and Assessment Scheme (NICNAS). Full Public Report on Promidium IS. File No: STD/1099. <https://www.nicnas.gov.au/search?query=STD%2F1099&collection=nicnas-meta>. Last Updated 2004. Date Accessed 8-29-2017.
6. KAO. Amidet[®] N Information Brochure. http://www.in-cosmetics.com/_novadocuments/7280. Last Updated 2018. Date Accessed 7-12-2018.
7. KAO. Amidet N brochure. http://chemical.kao.com/us/pdf/catalog/catalog_B0017568.pdf. Last Updated 2014. Date Accessed 7-12-2018.
8. US Food and Drug Administration (FDA) Center for Food Safety & Applied Nutrition (CFSAN). Voluntary Cosmetic Registration Program - Frequency of Use of Cosmetic Ingredients. College Park, MD: 2018. Obtained under the Freedom of Information Act from CFSAN; requested as "Frequency of Use Data" January 3 2018; received February 5 2018).
9. Personal Care Products Council. 10-15-2015. Concentration of Use by FDA Product Category: Alkoxylated Fatty Amides. Unpublished data submitted by Personal Care Products Council on October 15, 2015.
10. Johnsen MA. The influence of particle size. *Spray Technol Marketing*. 2004;14(11):24-27.
11. Rothe H. Special Aspects of Cosmetic Spray Evaluation. 9-26-2011. Unpublished data presented at the 26 September CIR Expert Panel meeting. Washington, D.C.
12. Bremmer HJ, Prud'homme de Lodder LCH, and Engelen JGM. Cosmetics Fact Sheet: To assess the risks for the consumer; Updated version for ConsExpo 4. Bilthoven, Netherlands: Netherlands National Institute for Public Health and the Environment. 2006. <http://www.rivm.nl/bibliotheek/rapporten/320104001.pdf>. Date Accessed 8-24-2011. Report No. RIVM 320104001/2006. pp. 1-77.
13. Rothe H, Fautz R, Gerber E, et al. Special aspects of cosmetic spray safety evaluations: Principles on inhalation risk assessment. *Toxicol Lett*. 2011;205(2):97-104. [PM:21669261](https://pubmed.ncbi.nlm.nih.gov/21669261/).
14. European Commission. CosIng database; following Cosmetic Regulation No. 1223/2009. <http://ec.europa.eu/growth/tools-databases/cosing/>. Last Updated 2016. Date Accessed 8-29-2017.
15. KAO Chemicals Europe. Amidet[®] N. <http://www.kaochemicals-eu.com/products/peg-4-rapeseedamide>. Last Updated 2018. Date Accessed 7-12-2018.
16. Isaksson M. Occupational allergic contact dermatitis from PEG-4 rapeseed amide in a massage oil. *Contact Dermatitis*. 2002;47(3):175-176. [PM:12492561](https://pubmed.ncbi.nlm.nih.gov/12492561/).
17. Stepan[®]. Ninol[®] C-5 (PEG-6 Cocamide). <https://www.stepan.com/products/Surfactants/NINOL%2%AE/NINOL%2%AE-C-5.aspx>. Last Updated 2018. Date Accessed 3-29-2018.

18. Stepan®. Product Bulletin: Ninol® C-5 (PEG-6 Cocamide). https://www.stepan.com/uploadedFiles/Literature_and_Downloads/Product_Bulletins/Surfactants/NINOL%20AE/NINOLC5.pdf. Last Updated 2017. Date Accessed 3-29-2018.

2018 VCRP DATA – ALKOXYLATED AMIDES

PEG-2 COCAMIDE	10A - Bath Soaps and Detergents	2
PEG-3 COCAMIDE	12A - Cleansing	1
PEG-3 COCAMIDE	12G - Night	1
PEG-4 Cocamide – 0		
PEG-5 COCAMIDE	05F - Shampoos (non-coloring)	2
PEG-5 COCAMIDE	10A - Bath Soaps and Detergents	2
PEG-5 COCAMIDE	10E - Other Personal Cleanliness Products	17
PEG-6 COCAMIDE	05F - Shampoos (non-coloring)	3
PEG-6 COCAMIDE	05I - Other Hair Preparations	1
PEG-6 COCAMIDE	06D - Hair Shampoos (coloring)	4
PEG-6 COCAMIDE	10A - Bath Soaps and Detergents	8
PEG-6 COCAMIDE	12A - Cleansing	1
PEG-6 COCAMIDE	12D - Body and Hand (exc shave)	1
PEG-6 COCAMIDE	12G - Night	1
PEG-7 Cocamide – 0		
PEG-11 Cocamide – 0		
PEG-20 Cocamide – 0		
PEG-3 Cocamide DEA – 0		
PEG-20 Cocamide MEA – 0		
PEG-6 Hydrogenated Palmamide – 0		
PEG-50 HYDROGENATED PALMAMIDE	06A - Hair Dyes and Colors	20
PEG-50 HYDROGENATED PALMAMIDE	06H - Other Hair Coloring Preparation	6
PEG-13 Hydrogenated Tallow Amide (68783-22-2 [generic]) - 0		
PEG-5 Lanolinamide - 0		
PEG-2 Lauramide - 0		
PEG-3 Lauramide (26635-75-6 [generic]) - 0		
PEG-5 Lauramide (26635-75-6 [generic]) - 0		
PEG-6 Lauramide (26635-75-6 [generic]) - 0		
PEG-11 Lauramide - 0		
PEG-3 Oleamide - 0		
PEG-4 Oleamide - 0		
PEG-5 Oleamide - 0		
PEG-6 Oleamide - 0		
PEG-7 Oleamide - 0		
PEG-9 Oleamide – 0		
PEG-5 Oleamide Dioleate - 0		

PEG-4 RAPESEEDAMIDE	02B - Bubble Baths	3
PEG-4 RAPESEEDAMIDE	05A - Hair Conditioner	3
PEG-4 RAPESEEDAMIDE	05E - Rinses (non-coloring)	1
PEG-4 RAPESEEDAMIDE	05F - Shampoos (non-coloring)	45
PEG-4 RAPESEEDAMIDE	05G - Tonics, Dressings, and Other Hair Grooming Aids	1
PEG-4 RAPESEEDAMIDE	05I - Other Hair Preparations	1
PEG-4 RAPESEEDAMIDE	06A - Hair Dyes and Colors	172
PEG-4 RAPESEEDAMIDE	06H - Other Hair Coloring Preparation	2
PEG-4 RAPESEEDAMIDE	10A - Bath Soaps and Detergents	34
PEG-4 RAPESEEDAMIDE	10C - Douches	3
PEG-4 RAPESEEDAMIDE	10E - Other Personal Cleanliness Products	14
PEG-4 RAPESEEDAMIDE	12J - Other Skin Care Preps	1
PEG-4 Stearamide - 0		
PEG-10 Stearamide - 0		
PEG-15 Stearamide - 0		
PEG-50 Stearamide - 0		
PEG-5 Tallow Amide (8051-61-4) - 0		
PEG-8 Tallow Amide - 0		
PEG-50 Tallow Amide (8051-63-6) - 0		
PEG-2 Tallowamide DEA - 0		
Polyglyceryl-4-PEG-2 Cocamide		
PPG-2 COCAMIDE	05F - Shampoos (non-coloring)	2
PPG-2 COCAMIDE	12A - Cleansing	1
PPG-2 HYDROXYETHYL COCAMIDE	01C - Other Baby Products	2
PPG-2 HYDROXYETHYL COCAMIDE	02B - Bubble Baths	4
PPG-2 HYDROXYETHYL COCAMIDE	02D - Other Bath Preparations	6
PPG-2 HYDROXYETHYL COCAMIDE	05F - Shampoos (non-coloring)	32
PPG-2 HYDROXYETHYL COCAMIDE	05I - Other Hair Preparations	1
PPG-2 HYDROXYETHYL COCAMIDE	10A - Bath Soaps and Detergents	34
PPG-2 HYDROXYETHYL COCAMIDE	10E - Other Personal Cleanliness Products	242
PPG-2 HYDROXYETHYL COCAMIDE	11E - Shaving Cream	2
PPG-2 HYDROXYETHYL COCAMIDE	12A - Cleansing	16
PPG-2 HYDROXYETHYL COCAMIDE	12F - Moisturizing	1
PPG-2 HYDROXYETHYL COCAMIDE	12J - Other Skin Care Preps	2
PPG-2 HYDROXYETHYL COCO/ISOSTEARAMIDE	05F - Shampoos (non-coloring)	11
PPG-2 HYDROXYETHYL COCO/ISOSTEARAMIDE	10A - Bath Soaps and Detergents	4
PPG-2 HYDROXYETHYL COCO/ISOSTEARAMIDE	10E - Other Personal Cleanliness Products	2
PPG-2 HYDROXYETHYL COCO/ISOSTEARAMIDE	12A - Cleansing	6
PPG-3 Hydroxyethyl Soyamide – 0		

Concentration of Use by FDA Product Category – Alkoxylated Fatty Amides*

PPG-2 Hydroxyethyl Cocamide	PEG-13 Hydrogenated Tallow Amide	PEG-10 Stearamide
PEG-2 Cocamide	PEG-5 Lanolinamide	PEG-15 Stearamide
PEG-3 Cocamide	PEG-2 Lauramide	PEG-50 Stearamide
PEG-4 Cocamide	PEG-5 Lauramide	PEG-5 Tallow Amide
PEG-5 Cocamide	PEG-6 Lauramide	PEG-8 Tallow Amide
PEG-6 Cocamide	PEG-11 Lauramide	PEG-50 Tallow Amide
PEG-7 Cocamide	PEG-3 Oleamide	PEG-2 Tallowamide DEA
PEG-11 Cocamide	PEG-4 Oleamide	Polyglyceryl-4-PEG-2 Cocamide
PEG-20 Cocamide	PEG-5 Oleamide	PPG-2 Cocamide
PEG-3 Cocamide DEA	PEG-6 Oleamide	PPG-1 Hydroxyethyl Caprylamide
PEG-6 Hydrogenated Palmamide	PEG-7 Oleamide	PPG-2 Hydroxyethyl Coco/Isostearamide
PEG-50 Hydrogenated Palmamide	PEG-9 Oleamide	PPG-3 Hydroxyethyl Soyamide
	PEG-5 Oleamide Dioleate	
	PEG-4 Rapeseedamide	
	PEG-4 Stearamide	

Ingredient	Product Category	Maximum Concentration of Use
PPG-2 Hydroxyethyl Cocamide	Bath oils, tablets and salts	1.5%
PPG-2 Hydroxyethyl Cocamide	Bubble baths	3%
PPG-2 Hydroxyethyl Cocamide	Other bath preparations	3%
PPG-2 Hydroxyethyl Cocamide	Shampoos (noncoloring)	0.00025-3%
PPG-2 Hydroxyethyl Cocamide	Tonics, dressings and other hair grooming aids	0.62%
PPG-2 Hydroxyethyl Cocamide	Other hair preparations (noncoloring)	7.5%
PPG-2 Hydroxyethyl Cocamide	Bath soaps and detergents	3%
PPG-2 Hydroxyethyl Cocamide	Skin cleansing (cold creams, cleansing lotions, liquids and pads)	0.008-4%
PPG-2 Hydroxyethyl Cocamide	Face and neck products Not spray	0.35%
PPG-2 Hydroxyethyl Cocamide	Body and hand products Not spray	3%
PEG-2 Cocamide	Shampoos (noncoloring)	0.12%
PEG-2 Cocamide	Other personal cleanliness products	0.3-2%
PEG-6 Cocamide	Hair conditioners	0.8%
PEG-6 Cocamide	Shampoos (noncoloring)	0.75%
PEG-6 Cocamide	Skin cleansing (cold creams, cleansing lotions, liquids and pads)	2%
PEG-6 Lauramide	Bath soaps and detergents	4%
PEG-50 Hydrogenated Palmamide	Other hair preparations	1%

	(noncoloring)	
PEG-50 Hydrogenated Palmamide	Hair dyes and colors	2-3%
PEG-4 Rapeseedamide	Bath capsules	2%
PEG-4 Rapeseedamide	Hair straighteners	2.4%
PEG-4 Rapeseedamide	Shampoos (noncoloring)	2.7-2.8%
PEG-4 Rapeseedamide	Hair dyes and colors	9.3%
PEG-4 Rapeseedamide	Hair bleaches	8.2%
PEG-4 Rapeseedamide	Other personal cleanliness products	1-3%
PEG-4 Rapeseedamide	Foot products Foot soak	0.93%
PEG-4 Rapeseedamide	Other skin care preparations Rinse-off	2.5%
PEG-50 Tallow Amide	Hair dyes and colors	2%
PPG-2 Cocamide	Hair sprays Aerosol	0.8%
PPG-2 Cocamide	Shampoos (noncoloring)	2%
PPG-2 Cocamide	Bath soaps and detergents	4%
PPG-2 Hydroxyethyl Coco/Isostearamide	Bath soaps and detergents	0.5%
PPG-2 Hydroxyethyl Coco/Isostearamide	Other personal cleanliness products	0.6%

*Ingredients included in the title of the table but not found in the table were included in the concentration of use survey, but no uses were reported.

Information collected in 2015
Table prepared October 13, 2015