
Safety Assessment of Dimethicone, Methicone, and Substituted-Methicone Polymers, as Used in Cosmetics

Status: Re-Review for Panel Consideration
Release Date: November 15, 2019
Panel Meeting Date: December 9-10, 2019

The 2019 Cosmetic Ingredient Review Expert Panel members are: Chair, Wilma F. Bergfeld, M.D., F.A.C.P.; Donald V. Belsito, M.D.; Curtis D. Klaassen, Ph.D.; Daniel C. Liebler, Ph.D.; James G. Marks, Jr., M.D.; Lisa A. Peterson, Ph.D.; Ronald C. Shank, Ph.D.; Thomas J. Slaga, Ph.D.; and Paul W. Snyder, D.V.M., Ph.D. The CIR Executive Director is Bart Heldreth, Ph.D. This safety assessment was prepared by Preethi S. Raj, Senior Scientific Writer/Analyst.



Commitment & Credibility since 1976

Memorandum

To: CIR Expert Panel Members and Liaisons
From: Preethi S. Raj, M.Sc.,
Senior Scientific Writer/Analyst
Date: November 15, 2019
Subject: Re-Review of the Safety Assessment of Dimethicone, Methicone, and Substituted-Methicone Polymers

The CIR Expert Panel first published a safety assessment of these 20 ingredients in 2003. The Panel considered it unlikely for any of these polymers to be absorbed into the skin due to their large molecular weights and low concentrations of use; hence, the Panel concluded that these ingredients are safe as used in cosmetic products. The Panel reached this conclusion in spite of having limited inhalation exposure data. However, relatively few ingredients were used in aerosol formulations at the time, and the Panel was informed that formulations containing these ingredients would not likely be inhaled. In particular, it was stated that expected particle sizes would primarily be in the range of 60 to 80 microns, and less than 1% would be under 10 microns. The original report is included for your use (identified as *methic122019orig* in the pdf). Minutes from the deliberations of the original review are also included (*methic122019min_org*).

In accordance with CIR Procedures, because it has been at least 15 years since the original safety assessment was published, the Panel should consider whether the safety assessment of Stearoxy Dimethicone, Dimethicone, Methicone, Amino Bispropyl Dimethicone, Aminopropyl Dimethicone, Amodimethicone, Amodimethicone Hydroxystearate, Behenoxy Dimethicone, C24-28 Alkyl Methicone, C30-45 Alkyl Methicone, C30-45 Alkyl Dimethicone, Cetearyl Methicone, Cetyl Dimethicone, Dimethoxysilyl Ethylenediaminopropyl Dimethicone, Hexyl Methicone, Hydroxypropyldimethicone, Stearamidopropyl Dimethicone, Stearyl Dimethicone, Stearyl Methicone, and Vinyl Dimethicone should be re-opened. An exhaustive search of the world's literature was performed for studies dated 1998 forward. A synopsis of the relevant new data is enclosed (*methic122019new data*).

Frequency and concentration of use has generally increased for these ingredients, with some of the increases being quite significant. Particularly, the frequency of use of Dimethicone has increased from 1659 reported uses in 1998 to 12,934 reported uses in 2019, and the number of uses reported for Methicone increased from none reported in 1998 to 600 uses reported in 2019. Although the overall increase in the reported maximum concentration of use of Dimethicone was not significant (from 80% to 85%), increases in concentration according to exposure type were significant. For example, increases in maximum use concentrations were very large for product resulting in dermal contact (30% in 1999 to 85% in 2019), application to the eye area (13% in 1999 to 37.8% in 2019), incidental ingestion via lipstick formulations (20% in 1999 to 71.3% in 2019), and incidental inhalation (16% in 1999 to 85% in 2019 for sprays and 30% in 1999 to 53% in 2019 for powders).

The current and historical frequency and concentration of use data have been provided for your review (*methic122019use tbl*). Also, the results of the concentration of use survey conducted by the Council (collected in 2018; updated in 2019) and 2019 FDA VCRP data are included with this submission (*methic122019conc* and *methic122019FDA*, respectively).

The data profile identifies information from the original report, as well as any new information that was identified in the current literature search (*methic122019prof*).

If, upon review of the new studies and/or updated use data, the Panel determines that a re-review is warranted, a full draft amended report will be presented at an upcoming meeting.

Methicones Data Profile* - December 9-10, 2019 - Writer, Preethi S. Raj

	Use		Method of Mfg	Impurities	Toxico-kinetics			Acute Tox			Repeated Dose Tox			DART		Genotox		Carci		Dermal Irritation			Dermal Sensitization			Phototoxicity	Ocular Irritation		Clinical Studies	
	New Rpt	Old Rpt			log P/log K _{ow}	Dermal Penetration	ADME	Dermal	Oral	Inhalation	Dermal	Oral	Inhalation	Dermal	Oral	In Vitro	In Vivo	Dermal	Oral	In Vitro	Animal	Human	In Vitro	Animal	Human		In Vitro	Animal	Retrospective/Multicenter	Case Reports
Amino Bispropyl Dimethicone	X																													
Aminopropyl Dimethicone	X																													
Amodimethicone	X																													
Amodimethicone Hydroxystearate																														
Behenoxy Dimethicone	X																													
C24-28 Alkyl Methicone	X																													
C30-45 Alkyl Methicone	X																													
C30-45 Alkyl Dimethicone	X							X																						
Cetearyl Methicone	X																													
Cetyl Dimethicone	X		O	O																										
Dimethicone	X		O	O	O	X	X	X	X	O	X	X		X	O	X		O	X		O			X	X			X		X
Dimethoxysilyl Ethylenediaminopropyl Dimethicone																														
Hexyl Methicone	X									O																				
Hydroxypropyldimethicone																														
Methicone	X							O	O	O																				
Stearamidopropyl Dimethicone																														
Stearoxy Dimethicone	X		O	O																										
Stearyl Dimethicone	X		O	O																										
Stearyl Methicone	X																													
Vinyldimethicone								O	O	O																				

* "X" indicates that new data were available in this category for the ingredient; "O" indicates that data from the original assessment were available

total # of hits/total # useful

Linear silicones; Linear polysiloxanes; Method of manufacturing; Impurities; Dermal toxicity; Dermal sensitization; Dermal irritation; In vivo toxicity; In vitro toxicity; Toxicity; Eye irritation; Ocular irritation; Vaginal irritation; Cytotoxicity; Genotoxicity; Carcinogenicity; Mutagenicity; Developmental toxicity; Reproductive toxicity; Safety; Epidemiology; Silicone animal studies

- INCI names
- CAS numbers
- chemical/technical names
- additional terms will be used as appropriate

- Pubmed (- <http://www.ncbi.nlm.nih.gov/pubmed>)
- Toxnet (<https://toxnet.nlm.nih.gov/>); (includes Toxline; HSDB; ChemIDPlus; DART; IRIS; CCRIS; CPDB; GENE-TOX)

appropriate qualifiers are used as necessary

search results are reviewed to identify relevant documents

Pertinent Websites

- wINCI - <http://webdictionary.personalcarecouncil.org>
- FDA databases <http://www.ecfr.gov/cgi-bin/ECFR?page=browse>
- FDA search databases: <http://www.fda.gov/ForIndustry/FDABasicsforIndustry/ucm234631.htm>;
- EAFUS: <http://www.accessdata.fda.gov/scripts/fcn/fcnavigation.cfm?rpt=eafuslisting&displayall=true>
- GRAS listing: <http://www.fda.gov/food/ingredientspackaginglabeling/gras/default.htm>
- SCOGS database: <http://www.fda.gov/food/ingredientspackaginglabeling/gras/scogs/ucm2006852.htm>
- Indirect Food Additives: <http://www.accessdata.fda.gov/scripts/fdcc/?set=IndirectAdditives>
- Drug Approvals and Database: <http://www.fda.gov/Drugs/InformationNRnDrugs/default.htm>
- <http://www.fda.gov/downloads/AboutFDA/CentersOffices/CDER/UCM135688.pdf>
- FDA Orange Book: <https://www.fda.gov/Drugs/InformationNRnDrugs/ucm129662.htm>
- OTC ingredient list: <https://www.fda.gov/downloads/aboutfda/centersoffices/officeofmedicalproductsandtobacco/cder/ucm135688.pdf>
- (inactive ingredients approved for drugs: <http://www.accessdata.fda.gov/scripts/cder/iig/>
- HPVIS (EPA High-Production Volume Info Systems) - <https://ofmext.epa.gov/hpvis/HPVISlogon>
- NIOSH (National Institute for Occupational Safety and Health) - <http://www.cdc.gov/niosh/>
- NTIS (National Technical Information Service) - <http://www.ntis.gov/>
- NTP (National Toxicology Program) - <http://ntp.niehs.nih.gov/>
- Office of Dietary Supplements <https://ods.od.nih.gov/>
- FEMA (Flavor & Extract Manufacturers Association) - http://www.femaflavor.org/search/apachesolr_search/
- EU CosIng database: <http://ec.europa.eu/growth/tools-databases/cosing/>
- ECHA (European Chemicals Agency – REACH dossiers) – <http://echa.europa.eu/information-on-chemicals;jsessionid=A978100B4E4CC39C78C93A851EB3E3C7.live1>
- ECETOC (European Centre for Ecotoxicology and Toxicology of Chemicals) - <http://www.ecetoc.org>
- European Medicines Agency (EMA) - <http://www.ema.europa.eu/ema/>
- IUCLID (International Uniform Chemical Information Database) - <https://iuclid6.echa.europa.eu/search>
- OECD SIDS (Organisation for Economic Co-operation and Development Screening Info Data Sets)- <http://webnet.oecd.org/hpv/ui/Search.aspx>
- SCCS (Scientific Committee for Consumer Safety) opinions: http://ec.europa.eu/health/scientific_committees/consumer_safety/opinions/index_en.htm
- NICNAS (Australian National Industrial Chemical Notification and Assessment Scheme)- <https://www.nicnas.gov.au/>
- International Programme on Chemical Safety <http://www.inchem.org/>
- FAO (Food and Agriculture Organization of the United Nations) - <http://www.fao.org/food/food-safety-quality/scientific-advice/jecfa/jecfa-additives/en/>
- WHO (World Health Organization) technical reports - http://www.who.int/biologicals/technical_report_series/en/
- www.google.com - a general Google search should be performed for additional background information, to identify references that are available, and for other general information

June 14-15, 1999 CIR Expert Panel Meeting (71st)

Stearoxy Dimethicone, Dimethicone, Methicone, Amino Bispropyl Dimethicone, Aminopropyl Dimethicone, Amodimethicone, Amodimethicone Hydroxystearate, Behenoxy Dimethicone, C24-28 Alkyl Methicone, C30-45 Alkyl Dimethicone, C30-45 Alkyl Methicone, Cetearyl Methicone, Cetyl Dimethicone, Dimethoxysilyl Ethylenediaminopropyl Dimethicone, Hexyl Methicone, Hydroxypropyldimethicone, Stearamidopropyl Dimethicone, Stearyl Dimethicone, Stearyl Methicone, and Vinyl dimethicone

Dr. Schroeter indicated that his Team determined that an informal data request consisting of the following items should be issued:

- (1) Methods of manufacture
- (2) UV absorption data
- (3) Dermal reproductive and developmental toxicity data

Dr. Belsito noted that after reviewing numerous reproductive toxicity studies, his Team identified minimal effects on the seminal vesicles that were considered insignificant by Dr. Carlton, and, overall, determined that the available data in the report are sufficient for evaluating the safety of this group of ingredients. However, Dr. Belsito said that his Team recommended that the report be tabled due to concern that a body of data from Industrial Bio-Test Laboratories (which, in the past, has come under question) should be removed from the document.

Dr. Bergfeld noted that, on the preceding day, Dr. Schroeter's Team had a lengthy discussion on testicular effects (decreased spermatogenesis and testicular size) that were reported.

Dr. Shank indicated that his Team has not seen these data, from Industrial Bio-Test. He agreed that all of the Industrial Bio-Test data should be removed from the present report, but also indicated that the findings have generated concern over the effects of these chemicals on the testis.

Dr. Bergfeld noted that another question that was raised in Teams relates to the inhalation toxicity of these chemicals. She recalled that the particle size was considered small, giving rise to little or no concern about potential pulmonary effects. She recommended that this concern be included in the report discussion at a future date.

The Panel voted unanimously in favor of tabling the Stearoxy Dimethicone report.

Dr. Bergfeld said that the report is being tabled with the understanding that the data from Industrial Bio-Test Laboratories will be removed, and that there will be a special look at testicular size and spermatogenesis in reproductive toxicity studies and a special note on inhalation toxicity and particle size in various products.

Dr. Andersen said that in the announcement of the results for this meeting, he will indicate that if any interested party has data relative to decreased spermatogenesis or particle size issues, the Panel would appreciate the submission of these data.

September 9-10, 1999 CIR Expert Panel Meeting (72nd)

Stearoxy Dimethicone, Dimethicone, Methicone, Amino Bispropyl Dimethicone, Aminopropyl Dimethicone, Amodimethicone, Amodimethicone Hydorxystearate, Behenoxy Dimethicone, C24-28 Alkyl Methicone, C30-45 Alkyl Dimethicone, C30-45 Alkyl Methicone, Cetearyl Methicone, Cetyl Dimethicone, Dimethoxysilyl Ethylene-diaminopropyl Dimethicone, Hexyl Methicone, Hydroxypropyldimethicone, Stearamidopropyl Dimethicone, Stearyl Dimethicone, Stearyl Methicone, and Vinylmethicone

Dr. Belsito recalled that the Draft Report on these ingredients was reviewed at the June 14-15, 1999 Panel meeting, and, at that time, the data needs were related primarily to inhalation exposure. He noted that because information on the particle size of Dimethicones used in the inhalation study was not received, his Team was unable to evaluate the safety of the Dimethicone group in aerosolized products. However, these ingredients were considered safe as used in other cosmetics products. Dr. Belsito also noted that the Panel made the decision to delete all reproductive toxicity studies that were performed at a testing facility whose test results are regarded as suspect.

Dr. Schroeter noted that the ingredients being reviewed are high molecular weight compounds that are not absorbed, and, therefore, are safe. He also said that the issue of inhalation exposure will have to be addressed in the report discussion.

Dr. Bergfeld asked if the Panel is accepting the proposed safe as used conclusion, with a restriction on the use of these ingredients in aerosolized products.

Concerning the aerosol restriction, Dr. McEwen recalled that the Panel recently addressed the question of inhalation toxicity in another safety assessment by considering the particle size and by developing (using the published literature) a kind of algorithm as to what would or would not be considered a safe particle size. Thus, Dr. McEwen recommended that the Panel conclude that these ingredients are unsafe at certain particle sizes, rather than conclude that these ingredients are unsafe for use in aerosolized products.

Dr. Shank recalled that information on the particle size of Hexyl Methicone (mass median aerodynamic diameter [MMAD] = 0.27 μm), not a cosmetic ingredient, is included in the inhalation toxicity study in the report text. He noted that this study indicates that methicone derivatives have the potential for inhalation toxicity.

Dr. Bergfeld confirmed that this is the only inhalation toxicity study in which information on particle size was given.

Dr. Shank commented that if large particles were used in the other inhalation toxicity studies, then there would be no respiration and the results would be negative.

Dr. McEwen said that, usually, the particle size in an aerosol (10, 15, or 20 μm) is much greater than 0.27 μm . He noted that particles 10-20 μm in diameter are not respirable.

Dr. Bailey said that in the absence of data to demonstrate Dr. McEwen's point, the question of inhalation toxicity remains open.

Dr. Shank asked if the Panel could conclude that the ingredients are safe as used as long as there are no respirable particles.

Dr. Belsito said that the Panel could indicate that the ingredients are safe when formulated so as to avoid particle sizes that are less than a certain diameter.

Dr. Andersen noted that, in this case, the particle size that is respirable is known, but the ingredient particle sizes in cosmetic products are not known.

Ms. Fise said that the Panel has the option of saying that the available data are insufficient until sufficient data for evaluating the safety of these ingredients have been received.

Dr. Bergfeld recalled that the Panel has addressed the issue of pesticide contamination in a way that is similar to what was proposed today for the Stearoxy Dimethicone ingredient family. She said that the Panel has indicated in the report discussion for botanical ingredients certain limitations on pesticide impurities, because data on the pesticide content of these ingredients were not provided.

Ms. Fise proposed that the Panel request information on particle size, such that the Panel can determine exactly what the particle size in cosmetics should be.

Dr. McEwen noted that this information has been provided on other ingredients that have been reviewed by the Panel.

Dr. Andersen said that CIR has information on what is respirable, but does not have data on particle size for products containing the Dimethicones.

Dr. David Bower (with RT Vanderbilt now, formerly with ISP) noted that a similar discussion on particle size took place during the Panel's review of PVP (polyvinylpyrrolidone), which is no longer used in cosmetics. He recalled that he was the toxicologist at ISP who provided CIR with data on this ingredient, and said that the following information/comments may be helpful in the present review: Anhydrous hair sprays typically have a particle size (MMAD) of 60 to 80 μm . Typically, less than 1% is under 10 μm . Pump hair sprays and aqueous aerosols typically have a particle size of 80 μm or higher (as much as 120 μm), with much less than 1% under 10 μm . So, if the Panel is concerned about the inhalation dynamics of plasticizers used in hair sprays at a level of approximately 1%, or even less, the following calculations can be done: In the hair spray, 8% resin contains 1% Dimethicone. So, the concentration of Dimethicone in the hair spray is 0.08%, of which less than one-half of 1% is respirable. Calculations such as this can be used to get around the problem of what is respirable and how much is actually exposed.

Dr. Belsito noted that the Panel's concern about inhalation exposure should be included in the report summary and discussion. He said that the exposure assessment described by Dr. Bower (including information on the average particle size in a spray versus a pump) will be incorporated. He added that it is the Panel's expectation that this will be the particle size of any Dimethicone-containing spray, and that it is not respirable.

Dr. Schroeter said that the Panel's conclusion will be safe for use, with the understanding that a report discussion containing cautionary elements and information on chemistry, the delivery systems, and use levels of the Dimethicones will be developed.

The Expert Panel unanimously concluded that the ingredients in the Stearoxy Dimethicone ingredient family are safe for use in cosmetics, with the understanding that a report discussion containing cautionary elements and information on chemistry, the delivery systems, and use levels of the Dimethicones will be developed. The issuance of a Tentative Report on this group of ingredients was approved.

February 14-15, 2000 CIR Expert Panel Meeting (74th)

Stearoxy Dimethicone, Dimethicone, Methicone, Amino Bispropyl Dimethicone, Aminopropyl Dimethicone, Amodimethicone, Amodimethicone Hydroxystearate, Behenoxy Dimethicone, C24-28 Alkyl Methicone, C30-45 Alkyl Dimethicone, C30-45 Alkyl Methicone, Cetearyl Methicone, Cetyl Dimethicone, Dimethoxysilyl Ethylene-diaminopropyl Dimethicone, Hexyl Methicone, Hydroxypropyldimethicone, Stearamidopropyl Dimethicone, Stearyl Dimethicone, Stearyl Methicone, and Vinyl dimethicone

Dr. Schroeter recalled that a Tentative Report with a safe as used conclusion on these ingredients was issued at the September 9-10, 1999 Panel meeting, and that the additional data available since then do not warrant any change in this conclusion. Dr. Schroeter also noted a discrepancy between the uses of Dimethicone polymers in cosmetics reported by FDA (7 uses) versus those that were received from the cosmetics industry (10 uses).

Drs. Bergfeld and Belsito agreed that the basis for the difference in reported uses should be clarified.

Dr. Belsito requested deletion of the skin irritation study (rabbits) on a mixture of Dimethicone and mineral spirits from the CIR report. He noted that the necrosis observed was due to the mineral spirits, and not Dimethicone. The Panel voted unanimously in favor of issuing a Final Report with a safe as used conclusion on the Stearoxy Dimethicone ingredient family.

Table 1. Current and historical frequency and concentration of use of Methicones according to duration and exposure

	# of Uses		Max Conc of Use (%)		# of Uses		Max Conc of Use (%)	
	2019 ¹	1998 ²	2019 ³	1999 ²	2019 ¹	1998 ²	2019 ³	1999 ²
	Amino Bispropyl Dimethicone				Aminopropyl Dimethicone			
Totals*	1	NR	NR	NR	59	NR	0.001-3	NR
Duration of Use								
Leave-On	1	NR	NR	NR	37	NR	0.001-3	NR
Rinse-Off	NR	NR	NR	NR	22	NR	0.3-0.66	NR
Diluted for (Bath) Use	NR	NR	NR	NR	NR	NR	NR	NR
Exposure Type								
Eye Area	NR	NR	NR	NR	1	NR	NR	NR
Incidental Ingestion	NR	NR	NR	NR	NR	NR	NR	NR
Incidental Inhalation-Spray	NR	NR	NR	NR	16 ^a ; 5 ^b	NR	0.1-0.5 ^a	NR
Incidental Inhalation-Powder	NR	NR	NR	NR	5 ^b	NR	NR	NR
Dermal Contact	NR	NR	NR	NR	15	NR	0.001-3	NR
Deodorant (underarm)	NR	NR	NR	NR	NR	NR	Not spray: 0.001	NR
Hair - Non-Coloring	1	NR	NR	NR	39	NR	0.1-0.66	NR
Hair-Coloring	NR	NR	NR	NR	5	NR	NR	NR
Nail	NR	NR	NR	NR	NR	NR	NR	NR
Mucous Membrane	NR	NR	NR	NR	NR	NR	NR	NR
Baby Products	NR	NR	NR	NR	NR	NR	NR	NR
Amodimethicone					Behenoxy Dimethicone			
Totals*	1294	166	0.0051-5	0.0004-3	13	3	0.5	2-3
Duration of Use								
Leave-On	411	29	0.0051-4	0.0004-0.7	12	2	0.5	2
Rinse-Off	882	137	0.06-5	0.6-3	1	1	NR	3
Diluted for (Bath) Use	1	NR	NR	NR	NR	NR	NR	NR
Exposure Type								
Eye Area	1	NR	NR	NR	5	NR	NR	NR
Incidental Ingestion	2	NR	NR	NR	2	NR	NR	NR
Incidental Inhalation-Spray	8; 185 ^a , 9 ^b	3; 9 ^a	0.3-2; 0.15-4 ^a	0.0004-0.7 ^a	4 ^a ; 1 ^b	NR	NR	2 ^a ; 2 ^b
Incidental Inhalation-Powder	1; 9 ^b	NR	0.05 ^c	NR	1 ^b	NR	0.5 ^c	2 ^b
Dermal Contact	71	1	0.0051-0.49	NR	11	NR	0.5	2-3
Deodorant (underarm)	NR	NR	NR	NR	NR	NR	NR	NR
Hair - Non-Coloring	1156	121	0.06-5	0.0004-3	NR	3	NR	NR
Hair-Coloring	65	44	0.18-1.3	2	NR	NR	NR	NR
Nail	NR	NR	NR	NR	NR	NR	NR	NR
Mucous Membrane	43	NR	NR	NR	2	NR	NR	NR
Baby Products	2	NR	NR	NR	NR	NR	NR	NR
C24-28 Alkyl Methicone					C30-45 Alkyl Dimethicone			
Totals*	NR	NR	NR	2	65	NR	0.16-5.1	2
Duration of Use								
Leave-On	NR	NR	NR	2	63	NR	0.16-5.1	2
Rinse-Off	NR	NR	NR	NR	2	NR	0.5	NR
Diluted for (Bath) Use	NR	NR	NR	NR	NR	NR	NR	NR
Exposure Type								
Eye Area	NR	NR	NR	NR	13	NR	0.16-5.1	NR
Incidental Ingestion	NR	NR	NR	2	35	NR	0.4-2.9	NR
Incidental Inhalation-Spray	NR	NR	NR	NR	3 ^a ; 5 ^b	NR	2.3 ^a	2 ^a
Incidental Inhalation-Powder	NR	NR	NR	NR	5 ^b	NR	4; 0.5-4 ^c	NR
Dermal Contact	NR	NR	NR	NR	24	NR	0.16-5.1	2
Deodorant (underarm)	NR	NR	NR	NR	NR	NR	NR	NR
Hair - Non-Coloring	NR	NR	NR	NR	2	NR	0.5-2.3	NR
Hair-Coloring	NR	NR	NR	NR	NR	NR	NR	NR
Nail	NR	NR	NR	NR	NR	NR	NR	NR
Mucous Membrane	NR	NR	NR	2	35	NR	0.4-2.9	NR
Baby Products	NR	NR	NR	NR	NR	NR	NR	NR
C-30-45 Alkyl Methicone					Cetearyl Methicone			
Totals*	68	NR	0.0054-2.2	NR	45	1	0.75-1.1	0.5-1
Duration of Use								
Leave-On	49	NR	0.0054-2.2	NR	45	1	0.75-1.1	0.5-1
Rinse-Off	19	NR	NR	NR	NR	NR	NR	NR
Diluted for (Bath) Use	NR	NR	NR	NR	NR	NR	NR	NR
Exposure Type								
Eye Area	12	NR	NR	NR	2	NR	NR	NR
Incidental Ingestion	13	NR	NR	NR	NR	1	NR	0.6-1
Incidental Inhalation-Spray	7 ^a ; 5 ^b	NR	NR	NR	34 ^a ; 6 ^b	NR	0.75 ^a	0.5 ^b
Incidental Inhalation-Powder	5 ^b	NR	0.0054-2.2 ^c	NR	6 ^b	NR	1.1 ^c	0.5 ^b
Dermal Contact	50	NR	0.0054-2.2	NR	43	NR	0.9-1.1	0.5
Deodorant (underarm)	NR	NR	NR	NR	NR	NR	NR	NR
Hair - Non-Coloring	2	NR	NR	NR	2	NR	0.75	NR
Hair-Coloring	NR	NR	NR	NR	NR	NR	NR	NR
Nail	2	NR	NR	NR	NR	NR	NR	NR
Mucous Membrane	13	NR	NR	NR	NR	1	NR	0.6-1
Baby Products	NR	NR	NR	NR	NR	NR	NR	NR

Table 1. Current and historical frequency and concentration of use of Methicones according to duration and exposure

	# of Uses		Max Conc of Use (%)		# of Uses		Max Conc of Use (%)	
	2019 ¹	1998 ²	2019 ³	1999 ²	2019 ¹	1998 ²	2019 ³	1999 ²
Cetyl Dimethicone					Dimethicone			
Totals*	223	27	0.001-11.8	0.5-10	12, 934	1659	0.0000014-85	0.0001-80
Duration of Use								
Leave-On	218	26	0.1-11.8	0.5-10	11,413	1333	0.002-85	0.0001-80
Rinse-Off	5	1	0.001-6	NR	1513	320	0.0000014-23.4	0.001-10
Diluted for (Bath) Use	NR	NR	NR	NR	8	6	2.5-3	NR
Exposure Type								
Eye Area	58	5	1-6	0.5	1822	111	0.25-37.8	0.3-13
Incidental Ingestion	13	NR	1.1-10	4-5	265	12	0.4-71.3	0.001-20
Incidental Inhalation-Spray	38 ^a ; 6 ^b	4 ^a ; 2 ^b	0.5-4 ^a	2 ^a ; 2 ^b	114; 4251 ^a ; 2347 ^b	56; 336 ^a ; 299 ^b	1-85; 0.3-63.5 ^a ; 1-2.9 ^b	0.2-16; 0.3-15 ^a ; 0.0001-10 ^b
Incidental Inhalation-Powder	19; 6 ^b	2; 2 ^b	6; 0.1-11.8 ^c	0.9-3; 2 ^b	444; 2347 ^b ; 31 ^c	87; 299 ^b ; 7 ^c	0.33-53; 1-2.9 ^b ; 0.5-66.9 ^c	0.3-30; 0.0001-10 ^b ; 2 ^c
Dermal Contact	201	24	0.001-11.8	0.9-10	10,500	1313	0.0022-85	0.0001-30
Deodorant (underarm)	NR	NR	NR	NR	33 ^a	9 ^a	spray: 2-18.6; not spray: 5-40	0.5-23 ^a
Hair - Non-Coloring	7	1	0.5-6	NR	1396	249	0.0000014-63.5	0.08-80
Hair-Coloring	NR	NR	NR	NR	287	29	0.00015-3.3	0.5
Nail	NR	NR	NR	NR	375	36	0.002-75	0.001-3
Mucous Membrane	13	NR	0.001-10	4-5	354	54	0.0022-71.3	0.001-20
Baby Products	NR	NR	5	NR	34	8	0.21-10	2
Dimethoxysilyl Ethylenediaminopropyl Dimethicone					Methicone			
Totals*	NR	NR	0.043-2.1	NR	600	NR	0.00014-3.6	0.009-5
Duration of Use								
Leave-On	NR	NR	0.043	NR	582	NR	0.00014-3.6	0.009-5
Rinse-Off	NR	NR	2.1	NR	17	NR	0.15-0.46	0.05-0.3
Diluted for (Bath) Use	NR	NR	NR	NR	1	NR	NR	NR
Exposure Type								
Eye Area	NR	NR	NR	NR	160	NR	0.1-3.6	0.02-0.9
Incidental Ingestion	NR	NR	NR	NR	66	NR	0.36	0.06
Incidental Inhalation-Spray	NR	NR	0.043 ^a	NR	10 ^a ; 21 ^b	NR	NR	0.3 ^b
Incidental Inhalation-Powder	NR	NR	NR	NR	92; 21 ^b	NR	0.064-1.5; 0.048-1.9 ^c	0.08-5; 0.3 ^b ; 0.3 ^c
Dermal Contact	NR	NR		NR	476	NR	0.00014-3.6	0.01-5
Deodorant (underarm)	NR	NR	NR	NR	NR	NR	spray: 0.25	NR
Hair - Non-Coloring	NR	NR	0.043	NR	11	NR	0.46	NR
Hair-Coloring	NR	NR	2.1	NR	5	NR	NR	0.3
Nail	NR	NR	NR	NR	24	NR	0.0035-2.5	0.009
Mucous Membrane	NR	NR	NR	NR	70	NR	0.36	0.06
Baby Products	NR	NR	NR	NR	NR	NR	0.46	0.3
Stearoxy Dimethicone					Stearyl Dimethicone			
Totals*	44	21	0.8-1.5	0.1-3	156	7	0.2-8.3	0.8-6
Duration of Use								
Leave-On	43	20	0.8-1.5	0.1-3	149	6	0.2-8.3	0.8-6
Rinse-Off	1	1	NR	0.5	7	1	NR	NR
Diluted for (Bath) Use	NR	NR	NR	NR	NR	NR	NR	NR
Exposure Type								
Eye Area	9	NR	NR	2-3	38	2	3.6-8.3	0.8-6
Incidental Ingestion	10	NR	0.8	3	25	2	0.38-2.6	4-6
Incidental Inhalation-Spray	7 ^a ; 8 ^b	6 ^a ; 10 ^b	NR	0.1; 0.2-3 ^a ; 2 ^b	2; 25 ^a ; 33 ^b	1 ^a	0.38 ^a	4 ^b
Incidental Inhalation-Powder	8 ^b	1; 10 ^b	NR	2 ^b	2; 33 ^b ; 31 ^c	NR	0.2-2.3 ^c	4 ^b
Dermal Contact	32	21	1.5	0.5-3	123	3	0.2-8.3	1-6
Deodorant (underarm)	NR	NR	NR	NR	NR	NR	not spray: 1.2	NR
Hair - Non-Coloring	1	NR	NR	0.1-0.2	8	NR	0.3	NR
Hair-Coloring	NR	NR	NR	NR	NR	NR	NR	NR
Nail	NR	NR	NR	NR	NR	NR	NR	NR
Mucous Membrane	10	NR	0.8	3	25	2	0.38-2.6	4-6
Baby Products	NR	NR	NR	NR	NR	NR	NR	NR

Table 1. Current and historical frequency and concentration of use of Methicones according to duration and exposure

	# of Uses		Max Conc of Use (%)		# of Uses		Max Conc of Use (%)	
	2019 ¹	1998 ²	2019 ³	1999 ²	2019 ¹	1998 ²	2019 ³	1999 ²
	Stearyl Methicone				Vinyl Dimethicone			
Totals*	1	NR	NR	NR	1	NR	NR	NR
Duration of Use								
<i>Leave-On</i>	1	NR	NR	NR	1	NR	NR	NR
<i>Rinse-Off</i>	NR	NR	NR	NR	NR	NR	NR	NR
<i>Diluted for (Bath) Use</i>	NR	NR	NR	NR	NR	NR	NR	NR
Exposure Type								
Eye Area	NR	NR	NR	NR	NR	NR	NR	NR
Incidental Ingestion	NR	NR	NR	NR	1	NR	NR	NR
Incidental Inhalation-Spray	NR	NR	NR	NR	NR	NR	NR	NR
Incidental Inhalation-Powder	NR	NR	NR	NR	NR	NR	NR	NR
Dermal Contact	1	NR	NR	NR	NR	NR	NR	NR
Deodorant (underarm)	NR	NR	NR	NR	NR	NR	NR	NR
Hair - Non-Coloring	NR	NR	NR	NR	NR	NR	NR	NR
Hair-Coloring	NR	NR	NR	NR	NR	NR	NR	NR
Nail	NR	NR	NR	NR	NR	NR	NR	NR
Mucous Membrane	NR	NR	NR	NR	1	NR	NR	NR
Baby Products	NR	NR	NR	NR	NR	NR	NR	NR

*Because each ingredient may be used in cosmetics with multiple exposure types, the sum of all exposure types may not equal the sum of total uses.

^a It is possible these products are sprays, but it is not specified whether the reported uses are sprays.

^b Not specified whether a spray or a powder, but it is possible the use can be as a spray or a powder, there fore the information is captured in both categories.

^c It is possible these products are powders, but it is not specified whether the reported uses are powders

NR – no reported use

Table 2. Methicone ingredients not reported to be in use

Amodimethicone Hydroxystearate

Hexyl Methicone^{NS}

HydroxypropyldimethiconeStearamidopropyl Dimethicone

^{NS} – not surveyed

References

1. U.S. Food and Drug Administration Center for Food Safety & Applied Nutrition (CFSAN). 2019. Voluntary Cosmetic Registration Program – Frequency of use of Cosmetic Ingredients. College Park, MD:2019. Obtained under the Freedom of Information Act from CFSAN; requested as “Frequency of Use Data” January 3, 2019; received February 13, 2019.
2. Andersen FA (ed.). Final report on the safety assessment of stearoxy dimethicone, dimethicone, methicone, amino bispropyl dimethicone, aminopropyl dimethicone, amodimethicone, amodimethicone hydroxystearate, behenoxy dimethicone, C24-28 alkyl methicone, C30-45 alkyl methicone, C30-45 alkyl dimethicone, cetearyl methicone, cetyl dimethicone, dimethoxysilyl ethylenediamniopropyl dimethicone, hexyl methicone, hydroxypropyldimethicone, stearamidopropyl dimethicone, stearyl dimethicone, stearyl methicone, and vinyl dimethicone. *International Journal of Toxicology* 2003; Suppl 2:11-35.
3. Personal Care Products Council. 2019. Council Concentration of Use by FDA Product Category: Dimethicones (Unpublished data submitted by the Personal Care Products Council on September 25, 2019).

New Data – Dimethicone, Methicone, and Substituted-Methicone Polymers

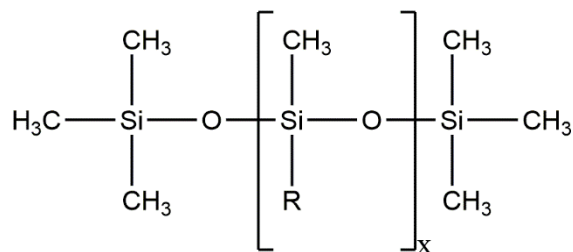


Figure 1. Methicones, wherein R is hydrogen, methyl, or other substituents

Chemical and Physical Properties

Hexyl Methicone

Hexyl Methicone is a liquid at 20°C and 101.3 hPa, has a melting/freezing point at < -20°C, a boiling point at 232°C and 101.3 kPa, and a partition coefficient of $\log P_{ow} > 6.2$ at 40°C.¹ Additionally, Hexyl Methicone has a relative density of 0.83 at 20°C, water solubility of 0.011 mg/L at 20°C, and a flash point at 90°C.

Impurities

The synthetic polymerization of linear methicones often results in a mixture of polymers (chains of variable lengths and molecular weights, including oligomers) and cyclic compounds.² Therefore, it may be worth considering that high molecular weight linear methicones may contain impurities that are not just shorter counterparts with low molecular weights, but possibly other siloxane polymers with physicochemical properties which could affect dermal penetration and/or cellular toxicity.

Non-Cosmetic

Dimethicone

The allowable concentration of use of Dimethicone as an active ingredient in the formulation of skin protectant drug products for over-the-counter human use is 1 - 30%. [21 CFR § 347.10]

Dimethicone has been used as a physical barrier method of eradicating head lice and eggs.^{3,4} Dimethicone use is also prevalent in condom lubricants⁵, and, it is used industrially in various construction sealants, rubber, and paints, and is taken orally as an anti-flatulence agent.⁶

In 2008, at the 69th meeting of the Joint Expert Committee on Food Additives (JECFA) of the WHO,⁷ the established acceptable daily intake (ADI) level for Dimethicone of 0 - 1.5 mg/kg was withdrawn with an uncertainty factor of 2; and temporarily replaced with 0 - 0.8 mg/kg, while concerns about ocular toxicity resulting from molecular weight and viscosity dependent absorption and toxicity were being evaluated. As of 2011, at the 74th JECFA meeting, the original ADI of 0 - 1.5 mg/kg was reinstated.

C30-45 Alkyl Dimethicone

According to the Australian National Industrial Chemicals Notification and Assessment Scheme (NICNAS)⁸, C30-45 Alkyl Dimethicone is not considered a hazardous substance. It was determined as not intended for use in aerosol products. Additionally, NICNAS noted that C30-45 Alkyl Dimethicone can potentially contain residual monomers which are classified as hazardous according to the *Globally Harmonised System of Classification and Labelling of Chemicals (GHS)*, as per Australian chemical manufacturing guidelines.

Dermal Penetration

Dimethicone

A study sought to determine if Dimethicone interacts with and alters the stratum corneum (SC) lipid microstructure, as seen in other penetration enhancers.⁹ Excised human SC tissue samples were obtained from the

inner thigh of a healthy 50 year-old woman and the abdomen of a healthy 26 year-old man. An in vitro model lipid system containing SC fatty acids was also used to mimic the skin barrier. These tissue samples were rinsed with 0.001% m/m trypsin inhibitor and stored for 48 h in 76% humidity, at ambient temperature, to achieve an approximately 20% hydration level. The hydrated samples were then treated for 20 minutes in various viscosities of excess Dimethicone (350, 500, 1000, or 20,000 cm²/sec) at 37 °C, removed with a cellulose tissue, and analyzed for change using thermal profile, x-ray diffraction, polarized light microscopy, and transmission electron microscopy. All results indicated that Dimethicone did not disturb or interact with the liquid crystalline structure of the upper layer of the epidermis, and hence is not likely to penetrate the skin barrier.

Absorption, Distribution, Metabolism, and Excretion (ADME)

In Vitro

Dimethicone

Absorption of Dimethicone (10 cm²/sec and 350 cm²/sec) were examined in female human abdominal skin and vaginal tissue.⁶ Both viscosities were applied in infinite doses for 96 h to the donor side of split-thickness human abdominal skin sections (reference standard) and full-thickness human vaginal tissue mounted in Franz in vitro diffusion cells. The dermal flux rate for 350 cm²/sec Dimethicone in abdominal skin was 0.3 ng/cm²/h, compared to 2 ng/cm²/h for vaginal tissue; while the flux rates for 10 cm²/sec Dimethicone in abdominal skin were 0.2 ng/cm²/h and 6 ng/cm²/h for vaginal tissue. The authors concluded that there was a low dermal absorption rate, which occurred more rapidly in vaginal tissue, for both viscosities.

Animal

Dimethicone

In a study examining dermal absorption and distribution, an occlusive patch containing radio-labelled [¹⁴C]-Dimethicone (350 cm²/sec) was applied to male CD rats (number not provided) for 24 h.⁶ After the initial 24-h exposure period, animals were removed from the metabolism cages, the occlusive patch was removed, and the exposure site was washed. The animals were re-wrapped with a non-occlusive bandage and returned to metabolism caging for continued monitoring and collection of biologic samples. The animals were killed 72 h after their initial exposure and the exposure sites were carefully excised. Radioactivity tracing demonstrated that 70% of the administered dose was found on the patch materials, 11.4% was present at the site of application, and none was found in the blood. Minimal amounts were found in the feces (0.01%) and carbon dioxide traps (0.001%).

Human

Dimethicone

Dimethicone when used as a condom lubricant, was detectable up to 20 - 35 h on genitals, 52 h on the skin, and 4 - 9 h in the mouth, suggesting absorption with undisturbed exposure.⁵

Acute Toxicity Studies

Dermal

Dimethicone

Undiluted, Dimethicone (60,000 cm²/sec) was applied to the shaved backs of 5 male and 5 female adult New Zealand White rabbits at a dose of 2 g/kg bw.⁶ The test site was occluded and Dimethicone was in contact with the skin for 24 h. After exposure, the residual test material was removed with Dimethicone (350 cm²/sec)-moistened gauze. The rabbits were frequently observed on the day of treatment and at least once a day during a follow-up 14-day observation period. No signs of systemic toxicity were observed during the study, and no rabbits died during this study. Erythema was observed at the application site in all ten rabbits, but resolved by the 7th day of observation. Under the conditions of this study, the acute LD₅₀ of Dimethicone in adult male and female rabbits was considered to be > 2 g/kg bw.

C30-45 Alkyl Dimethicone

In an acute dermal exposure study in rats, the study authors concluded that C30-45 Alkyl Dimethicone has a low level of toxicity, with an LD₅₀ > 2000 mg/kg bw (no further details were provided).⁸

Oral

Dimethicone

Five male and 5 female Sprague-Dawley rats were administered a one-time dose of 2 g/kg bw Dimethicone (60,000 cm²/sec) in corn oil by gavage (concentration not reported).⁶ No overt signs of systemic toxicity were observed over the course of a 14 day post-dose observation period. All of the rats gained weights, no animals died during the study, and no gross necropsy lesions were observed. The acute oral LD₅₀ of Dimethicone in male and female rats was determined as > 2 g/kg bw.

Short-Term Toxicity Studies

Dermal

Dimethicone

Three groups of 10 New Zealand white rabbits (number per sex not specified) were dermally administered Dimethicone (350 cm²/sec) via an occlusive patch for 4 weeks (28 days) at dosages of 0, 100, 300, or 1000 mg/kg/d.⁶ On a daily basis, rabbits were examined for dermal irritation prior to application, and were exposed to the testing material for 6 h prior to patch removal. Body weight was measured twice a week, and blood samples were taken for hematology and blood chemistry evaluations on day 29 for males and day 30 for females. No deaths or adverse events related to the treatment occurred. Body weight, hematology, blood chemistry, and gross and microscopic evaluation of selected organs showed no changes that were considered of toxicological significance. The no-observable-adverse-effect-level (NOAEL) for dermal application of Dimethicone in rabbits in this study was therefore considered to be 1000 mg/kg/d.

Subchronic Toxicity Studies

Oral

Dimethicone

Ten male and 10 female Sprague-Dawley rats were fed Dimethicone (35 cm²/sec, 350 cm²/sec, or 1000 cm²/sec) at concentrations of 1, 5, or 10% in the diet for 90 days (dose not reported).⁶ After 90 days, the animals were killed and necropsied, and examined for gross and microscopic effects. Neither systemic toxicity nor clinical pathology were identified during or after the study. Anal leakage of Dimethicone was detected in the high dose groups and in those rats that were fed more viscous Dimethicone. Food consumption was increased in the mid and high dose groups, for all three viscosities. Observations of slight chronic corneal inflammation, opacity, and neovascularism were observed in the eyes of the rats, regardless of dosage, and were regarded as a local ocular effect resulting from contact with the feed.

Chronic Toxicity Studies

Oral

Dimethicone

Four groups of 30 male Fischer 344 rats and 4 groups of 30 female Fischer 344 rats were administered Dimethicone (10 cm²/sec) in the diet at doses of 0 (control), 100, 300, or 1000 mg/kg bw/d, respectively, for 12 months.⁶ Four groups of 10 males and 4 groups of 10 females from each treatment group were necropsied after 12 months of Dimethicone administration. Four groups of 20 male and 4 groups of 20 female rats from each treatment group were observed for chronic recovery for 12 months after the 12-month treatment period. Test article-related toxicological effects in necropsied rats were limited to increased incidence of ocular opacities in the 300 mg/kg bw/d group of females and 1000 mg/kg bw/d group of males and females. Similarly, in the chronic recovery group, there was an increased eye opacity for all treated male groups, without dose correlation. This result was further supported by microscopic findings of keratitis and corneal dystrophy. The no-observed-effect-level (NOEL) for systemic toxicity of Dimethicone was determined to be equal to the highest tested dose, 1000 mg/kg bw/d.

Genotoxicity

In Vitro

Dimethicone

Salmonella typhimurium tester strains TA98, TA100, TA1535, TA1537, and *Escherichia coli* strains WP2 uvrA and WP2 uvrA (pKM 101) were tested with Dimethicone (60,000 cm²/sec) in the bacterial reverse mutation

assay, in the presence and absence of metabolic activation.⁶ The assay was performed in two stages, in which a range-finding study, and consequent initial and independent repeat assays were used to evaluate the mutagenic potential of Dimethicone. Based on the toxicity assay, the maximum dose tested was 5000 µg per plate. Although precipitate was observed at ≥ 500 or at ≥ 1500 µg per plate, no appreciable toxicity was observed; and Dimethicone was considered non-mutagenic, under these study conditions.

Carcinogenicity

Dimethicone

The carcinogenic potential of a silicone resin containing up to 100% Dimethicone was evaluated using groups of 50 male and 50 female F344/DuCrj rats.¹⁰ The rats were given diets containing 0, 1.25, or 5.0% of the test article for 104 weeks. Animals were monitored twice daily for signs of toxicity, and body weight was measured alternate weeks. During the study, there were no significant differences in appearance or behavior between the control and treatment groups. Survival rates were also not significantly different between both groups. The relative organ weight percentage for livers in male rats that received 5.0 % test article in the diet were significantly lower than those of the livers in male control rats. Lower relative kidney, brain, and heart organ weight percentages were also considered to be statistically significant in treated female rat compared to female control rats. There was a statistically significant, 2 - 18%, increase in the incidence of parafollicular cell (C-cell) adenomas in female rats within the highest dosage group (5.0%); however, according to previous carcinogenic assays done by the National Toxicology Program, the naturally occurring incidence of C-cell adenomas ranges from 0-34%. The male 5.0% dosage group experienced a decreased incidence of prostate cancer (8% vs. 22% in controls); however, values for prostatic intraepithelial neoplasias (PINs) were similar across groups. The prostate cancer incidence of the control group was relatively high (compared to historical results elsewhere); thus, the difference between treatment and control groups were considered incidental.

In a long-term toxicity study, 3 groups of 20 male and 20 female F344 rats were observed for oncogenic effects associated with administration of Dimethicone (10 cm²/sec) doses of 100, 300, or 1000 mg/kg bw/day for up to 24 months.¹¹ Slightly increased incidence of corneal opacity was observed in male rats dosed at 1000 mg/kg bw/day and in female rats dosed at 100 and 1000 mg/kg bw/day, as well as an overall increase in minimal to mild keratitis in all male and female rats (statistical significance not mentioned). A statistically significant increase in the incidence of islet cell adenomas was observed in the 100 mg/kg bw male dosage group; however, the lack of effect in female groups, high incidence of islet cell adenomas in controls (even when assigned to recover for 12 mos) suggested that that these effects were independent of Dimethicone exposure. No neoplastic changes were observed and the NOEL for oncogenicity of Dimethicone was 1000 mg/kgbw/d.

Immunotoxicity

Dimethicone

Four groups of 20 female A.SW (*H-2^s-T18^b-/SnJ*) mice received a single 0.5-ml intraperitoneal injection of one of the following: phosphate-buffered saline (PBS) as the negative control, pristane (2,6,10,14-tetramethylpentadecane) as the positive control, silicone gel (taken from a mammary implant), or Dimethicone.¹² A pretest bleed was taken via orbital puncture prior to injection, after which blood samples were obtained post-injection once a month for 6 months. The mice were killed after 6 months of observation, and peritoneal macrophages were collected by lavage. Additionally, immunoprecipitation, fluorescent antinuclear antibody (FANA) microscopy, macrophage culture, kidney pathology, and ELISA immunoglobulin analyses were performed. Although Dimethicone-treated mice did not produce lupus-associated antinuclear antibodies (observed in the controls) various antibody isotopes were observed within 2 months of injection. Immunoglobulin M (IgM) levels remained elevated compared to controls, and IgG1 and IgE serum levels were significantly elevated at 4 months in comparison to 5 - 6 months for the controls. Macrophages from negative control mice secreted little Interleukin-6 (IL-6), a pro-inflammatory cytokine, while pristane-, silicone gel-, and Dimethicone-treated mice spontaneously secreted IL-6 and also produced greater, dose-dependent amounts of IL-6 when cultured with lipopolysaccharide. Suspected silicone droplets and expanded vacuoles within the glomeruli of treated mice kidneys also indicated capacity for systemic accumulation. The authors therefore hypothesized that silicone gels and Dimethicone are capable of inciting a local and systemic chronic inflammatory response.

Dermal Irritation

Dimethicone

Skin irritation was tested by gently rubbing 0.5 mL of Dimethicone (100 cm²/sec) daily on a 2.5 cm² closely shaven skin patch of 3 rabbits and 3 guinea pigs for 10 days, which were then observed for 15 days. No erythema or signs of skin irritation or inflammation was noted in the animals.¹³

Dermal Sensitization

Human

Dimethicone

In a human repeat insult patch test (HRIPT), Dimethicone (12,500 cm²/sec) was used as a negative control and as a vehicle for 5% (v/v) of an unspecified test substance.⁶ Sodium lauryl sulphate (0.1% aqueous solution) was used as a positive control. Of the 150 subjects enrolled, 106 completed the 6-week study. Induction consisted of 9 consecutive applications, where 0.2 ml of Dimethicone was applied under a semi-occlusive dressing for 24 h. The test sites were evaluated in the following 48 - 72 h. After the 9th application, there was a 10 to 15-day non-treatment period. Challenge occurred in the sixth week of the study, where the substance was applied to an unexposed site for 24 h; this site was graded after 24 - 48 h. No evidence of sensitization to Dimethicone, as control or vehicle, was observed.

Ocular Irritation Studies

Dimethicone

Sixteen adult pigmented rabbits were tested for corneal tolerance of Dimethicone.¹⁴ One eye of each animal was treated (the other eye served as a control) by forming a hanging suture in the lid which allowed 0.7 - 1.0 ml of generically produced, as well as medical-grade, Dimethicone at varying viscosities (500 - 12,500 cm²/sec) to remain on the eye for 3 - 6 h. Medical-grade Dimethicone (1000 cm²/sec), which is produced with higher manufacturing, biocompatibility, and safety standards, for use in pharmaceuticals and medical devices, was included to assess if it would elicit a variable eye irritation response. The oil was only replaced if the eye cup leaked or if the animal moved. The eyes were examined with fluorescein by slit lamp immediately after treatment, and were either enucleated immediately or 3 - 7 days later. Compared to the control eye, which was treated with a saline balanced salt solution, the eyes treated with Dimethicone exhibited increased epithelial and whole corneal thickness, which persisted for several days and was most noticeable ≥ 3 days post-treatment. Although there appeared to be better ocular tolerance for the medical-grade Dimethicone, it also caused some corneal changes; under light microscopy, all eyes treated with Dimethicone showed various degrees of intracellular epithelial and stromal edema. The authors concluded that both non-medical grade and medical-grade Dimethicone are mildly irritating to the corneal epithelium.

The ocular irritancy of Dimethicone was evaluated in a study using groups of either 3 mice, 3 guinea pigs, or 3 rabbits to test 5 separately-manufactured samples of Dimethicone (100 cm²/sec).¹³ For the test, a drop of Dimethicone was instilled once daily for 10 days into the lower eyelid of the animals, and conjunctival irritancy and reflex response to light and touch were observed for 15 days. The first sample did not produce inflammation or ocular opacity; however, all tested guinea pigs died by day 8 - 10. The second sample caused inflammation in the eye of one rabbit after 10 days, while 2 guinea pigs and 1 rabbit died. The eyes of animals treated with the second sample were also opaque. Since no other differences besides a slightly more acidic profile in the first 2 tested samples were observed (0.17mg potassium hydroxide vs. 0.1mg potassium hydroxide required to neutralize acid), the authors opined that ocular irritancy and inflammatory effects of silicone fluids may be pH-dependent.

In a long-term toxicity study, 6 groups of 20 male and 20 female F344 rats were observed for clinical and gross pathologies associated with being administered Dimethicone (10 cm²/sec) doses of 100, 300, or 1000 mg/kg bw/day for up to 24 months.¹¹ One of each group was either dosed for 12 months and killed (chronic toxicity arm), or observed for recovery for one year after dosing (chronic recovery arm). Clinical findings for the chronic toxicity arm included slightly increased incidence of corneal opacities in male rats dosed at 300 mg/kg bw/day and in male and female rats dosed at 1000 mg/kg bw/day. In the chronic recovery arm, the incidence of corneal opacity was increased for all male rats, regardless of dosage. Corneal opacity was often correlated with microscopic findings of keratitis or corneal dystrophy.

Mucous Membrane Irritation Studies

Dimethicone

Five samples of Dimethicone (100 cm²/sec) were tested for irritation of vaginal mucosa.¹³ A sample of 0.05 ml of Dimethicone was instilled into the vagina of rats daily for 8 days, the vaginal mucous membrane was observed to determine irritancy, and the effect on leukocyte count was determined. A 77.8 - 88% increase in leukocytes was observed in the vaginal smears of rats treated with two samples of Dimethicone. A similar increase was observed for rats instilled with formaldehyde as the reference irritant. The authors found the potential irritation and inflammation outcomes for each Dimethicone sample to be pH-dependent.

Case Reports

Dimethicone

A 23-day old, premature twin male infant suffering with nasal congestion was accidentally sprayed intranasally with diaper rash protectant spray (instead of nasal saline spray), which listed 10% Dimethicone as the only active ingredient.¹⁵ The child went into a choking and coughing spell, and was rushed to the emergency department. After 2 h, he was still in respiratory distress, wherein his oxygen saturation had dropped to 85% and his chest x-ray showed diffuse bilateral infiltrates, suggestive of bilateral chemical pneumonitis. By the 3rd day, he developed an eosinophilia of 31 - 37%, with an absolute eosinophilic count of 3100 - 4250 per μ l. He was treated with frequent saline bronchial lavages and chest physical therapy to remove mucus plugs blocking his endotracheal tube and was weaned off the ventilator by the 7th day after exposure. Referring to the CIR Expert Panel evaluation that Dimethicone is safe for cosmetic use and when inhaled short term,¹⁶ the researchers were of the opinion that Dimethicone did not cause the patient's symptoms. They found that the inactive ingredients of the product were aloe oil extract, caprylic/capric triglyceride, mineral oil, Peruvian balsam oil, shea liquid, and tocopheryl acetate/Vitamin E. The authors concluded that the massive dose of mineral oil exposure was the most likely cause for acute pneumonitis, as was the Peruvian balsam oil for eosinophilia.

REFERENCES

1. European Chemical Agency (ECHA). Physical and chemical properties of 3-hexylheptamethyltrisiloxane (Hexyl Methicone). 2019. <https://echa.europa.eu/registration-dossier/-/registered-dossier/4185/1>. Accessed 10/08/2019.
2. Pienkowska K. Safety and toxicity aspects of polysiloxanes (silicones) applications In: Concise Encyclopedia of High Performance Silicones ed. Beverly, MA: Wiley-Scrivener Publishing; 2014:243-252.
3. Heukelbach J, Oliviera FA, Richter J, Haussinger D. Dimeticone-Based Pediculicides: A Physical Approach to Eradicate Head Lice. *The Open Dermatology Journal* 2010;4(1):77-81.
4. Burgess IF, Brown CM, Lee PN. Treatment of head louse infestation with 4% dimeticone lotion: randomised controlled equivalence trial. *BMJ (Clinical research ed)* 2005;330(7505):1423-1423.
5. Tottey LS, Coulson SA, Wevers GE, Fabian L, McClelland H, Dustin M. Persistence of Polydimethylsiloxane Condom Lubricants. *J Forensic Sci* 2019;64(1):207-217.
6. European Centre for Ecotoxicology and Toxicology of Chemicals (ECETOC). Linear Polydimethylsiloxanes CAS No. 63148-62-9: JACC No. 55. 2011. <http://www.ecetoc.org/wp-content/uploads/2014/08/JACC-055-Linear-Polydimethylsiloxanes-CAS-No.-63148-62-9-Second-Edition.pdf>. Accessed 9/11/19.
7. Food and Agriculture Organization of the United Nations/World Health Organization (FAO/WHO). Evaluation of certain food additives and contaminants: seventy-fourth report of the Joint FAO/WHO Expert Committee on Food Additives (JECFA). Rome, Italy. 2011. https://apps.who.int/iris/bitstream/handle/10665/44788/WHO_TRS_966_eng.pdf;jsessionid=886312680CC7B06F96656E09C0D893B5?sequence=1#page=38. Accessed 10/04/19.
8. National Industrial Chemicals Notification and Assessment Scheme. C30-45 Alkyl Dimethicone: Polymer of Low Concern Public Report: File No PLC 1370. December 2016. <https://www.nicnas.gov.au/>. Accessed 9/11/2019.
9. Glombitza B, Muller-Goymann CC. Investigation of interactions between silicones and stratum corneum lipids. *Int J Cosmet Sci* 2001;23(1):25-34.
10. Kawabe M, Ichihara T, Sano M, et al. Lack of carcinogenicity of silicone resin (KS66) in F344 rats. *Food Chem Toxicol* 2005;43(7):1065-1071.
11. Food and Agriculture Organization of the United Nations/World Health Organization (FAO/WHO). Safety evaluation of certain food additives / prepared by the sixty-ninth meeting of the Joint FAO/WHO Expert Committee on Food Additives (JECFA). (WHO food additive series, 60). 2009. https://apps.who.int/iris/bitstream/handle/10665/44063/9789241660600_eng.pdf?sequence=1&isAllowed=y. Accessed 10/04/2019.
12. Naim JO, Satoh M, Buehner NA, et al. Induction of Hypergammaglobulinemia and Macrophage Activation by Silicone Gels and Oils in Female A.SW Mice. *Clin Diagn Lab Immunol* 2000;7(3):366-370.

13. Kumar P, Vijayaraghavan R, Prakash S, Srivastava RK. Dermal and Mucosal Irritancy of Indigenous Silicone Fluids. *Indian J Pharm Sci* 1984;47(1):104-107.
14. Refojo MF, Roldan M, Leong FL, Henriquez AS. Effect of silicone oil on the cornea. *J Biomed Mater Res* 1985;19(6):643-652.
15. The TG, Parikh P, Jonna S. Chemical pneumonitis from aspiration of rash protector spray. *J Pediatr Intensive Care* 2012;1(3):165-168.
16. Andersen FA (ed.). Final report on the safety assessment of stearoxy dimethicone, dimethicone, methicone, amino bispropyl dimethicone, aminopropyl dimethicone, amodimethicone, amodimethicone hydroxystearate, behenoxy dimethicone, C24-28 alkyl methicone, C30-45 alkyl methicone, C30-45 alkyl dimethicone, cetearyl methicone, cetyl dimethicone, dimethoxysilyl ethylenediaminopropyl dimethicone, hexyl methicone, hydroxypropyldimethicone, stearamidopropyl dimethicone, stearyl dimethicone, stearyl methicone, and vinyl dimethicone. *Int J Toxicol* 2003;22 (Suppl 2):11-35.

Final Report on the Safety Assessment of Stearoxy Dimethicone, Dimethicone, Methicone, Amino Bispropyl Dimethicone, Aminopropyl Dimethicone, Amodimethicone, Amodimethicone Hydroxystearate, Behenoxy Dimethicone, C24–28 Alkyl Methicone, C30–45 Alkyl Methicone, C30–45 Alkyl Dimethicone, Cetearyl Methicone, Cetyl Dimethicone, Dimethoxysilyl Ethylenediaminopropyl Dimethicone, Hexyl Methicone, Hydroxypropyldimethicone, Stearamidopropyl Dimethicone, Stearyl Dimethicone, Stearyl Methicone, and Vinyl dimethicone¹

Dimethicone is a fluid mixture of fully methylated linear siloxane polymers end-blocked with trimethylsiloxy units. Methicone is a linear monomethyl polysiloxane. The other dimethicones and methicones covered in this review are siloxane polymers of Dimethicone and Methicone. Most of these ingredients function as conditioning agents in cosmetic formulations at current concentrations of use of $\leq 15\%$. Clinical and animal absorption studies reported that Dimethicone was not absorbed following oral or dermal exposure. Dimethicone, Methicone, and Vinyl dimethicone were not acutely toxic following oral exposure. No adverse reactions were found in rabbits following short-term dermal dosing with 6% to 79% Dimethicone, yet adverse effects were noted with a hand cream formulation containing 1% Dimethicone, suggesting something else in the preparation was toxic. Mice and rats were dosed for 90 days with up to 10% Dimethicone without adverse effect. Dimethicone did not produce adverse effects in acute and short-term inhalation-route studies, Methicone and Vinyl dimethicone were negative in acute exposure studies using rats, but Hexyl Methicone was toxic to rats at 5 mg/L delivered in small particle (mean diameter of 0.29μ) aerosols. Most dermal irritation studies using rabbits classified Dimethicone as a minimal irritant. Dimethicone (tested undiluted and at 79%) was not a sensitizer in four assays using mice and guinea pigs. It was not a sensitizer at 5.0% in a clinical repeated insult patch test using 83 panelists. Most ocular irritation studies using rabbits classified Dimethicone as a mild to

minimal irritant. Dimethicone was tested in numerous oral-dose (using rats) and dermal-dose (using rats, rabbits, and monkeys) reproductive and developmental toxicity studies. In a few studies, treated males had significantly decreased body weight and/or decreased testes or seminal vesicles weights. No treatment-related adverse findings were noted in dosed pregnant females or fetuses. Dimethicone was negative in all genotoxicity assays. It was negative in both an oral (tested at 91%) and dermal (tested at an unknown concentration) dose carcinogenicity assay using mice. The Cosmetic Ingredient Review (CIR) Expert Panel considered it unlikely that any of these polymers would be significantly absorbed into the skin due to their large molecular weight. Although adverse effects were noted in one inhalation study with small aerosol particles, the expected particle sizes for cosmetic products would primarily be in the range of 60 to 80μ , and less than 1% would be under 10μ , which is an upper limit for respirable particles. Overall, the safety test data support the safety of these ingredients at the concentrations they are known to be used in cosmetic formulations. Accordingly, the CIR Expert Panel was of the opinion that Stearoxy Dimethicone, Dimethicone, Methicone, Amino Bispropyl Dimethicone, Aminopropyl Dimethicone, Amodimethicone, Amodimethicone Hydroxystearate, Behenoxy Dimethicone, C24–28 Alkyl Methicone, C30–45 Alkyl Methicone, C30–45 Alkyl Dimethicone, Cetearyl Methicone, Cetyl Dimethicone, Dimethoxysilyl Ethylenediaminopropyl Dimethicone, Hexyl Methicone, Hydroxypropyldimethicone, Stearamidopropyl Dimethicone, Stearyl Dimethicone, Stearyl Methicone, and Vinyl dimethicone are safe as used in cosmetic formulations.

Received 4 December 2003; accepted 18 March 2003.

¹Reviewed by the Cosmetic Ingredient Review (CIR) Expert Panel. This report was prepared by Bindu Nair, with the assistance of Amy R. Elmore, both former CIR staff. Address correspondence to F. Alan Andersen, Cosmetic Ingredient Review Director, 1101 17th Street, NW, Suite 310, Washington, DC 20036, USA.

INTRODUCTION

This report is a compilation of data relevant to assessing the safety of Stearoxy Dimethicone, Dimethicone, Methicone,

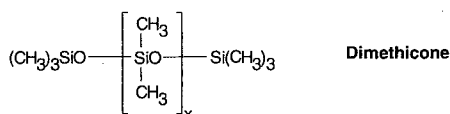
Amino Bispropyl Dimethicone, Aminopropyl Dimethicone, Amodimethicone, Amodimethicone Hydroxystearate, Behenoxy Dimethicone, C24–28 Alkyl Methicone, C30–45 Alkyl Methicone, C30–45 Alkyl Dimethicone, Cetearyl Methicone, Cetyl Dimethicone, Dimethoxysilyl Ethylenediaminopropyl Dimethicone, Hexyl Methicone, Hydroxypropyldimethicone, Stearimidopropyl Dimethicone, Stearyl Dimethicone, Stearyl Methicone, and Vinyl dimethicone for use in cosmetic formulations. Almost all of the studies were done on Dimethicone identified under the CAS no. 63148-62-9 and defined as “dimethyl siloxanes and siloxanes.” Heading names are used to identify studies that were done on other ingredients.

CHEMISTRY

Definition and Structure

Stearoxy Dimethicone (CAS no. 68554-53-0) is a polymer of dimethylpolysiloxane end-blocked with stearoxy groups. No structure is available. Synonyms include Dimethylsiloxane-Methylstearoxysiloxane Copolymer; Dimethyl Siloxy Stearoxy Siloxane Polymer; Poly(dimethylsiloxy) Stearoxysiloxane; Siloxanes and Silicones, Dimethyl, (Octadecyloxy)-Terminated; and Stearoxymethylpolysiloxane (Wenninger, Canterbury, and McEwen 2000).

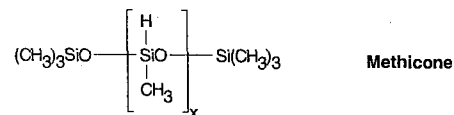
Dimethicone (CAS no. 9006-65-9, 63148-62-9, and 9016-00-6) is a mixture of fully methylated linear siloxane polymers $[-(\text{CH}_3)_2\text{SiO}-]_x$ end-blocked with trimethylsiloxy units $[-(\text{CH}_3)_3\text{SiO}-]$. It conforms generally to the formula (Wenninger, Canterbury, and McEwen 2000; Committee on Revision of the United States Pharmacopeial Convention 1995):



Synonyms include Dimethylpolysiloxane; Dimethyl Silicone; Highly Polymerized Methyl Polysiloxane (1) and (2); Methyl Polysiloxane; Poly[oxy(dimethylsilylene)], α -(trimethylsilyl)- ω -methyl-; Silicone L-45 (Wenninger, Canterbury, and McEwen 2000), and α -(trimethylsilyl)- ω -methylpolydimethylsiloxane poly[oxy(dimethylsilylene)] (Committee on Revision of the United States Pharmacopeial Convention 1995). The Food and Agriculture Organization (FAO) of the World Health Organization (WHO) also lists the following three synonyms: Dimethylsilicone Fluid, Dimethylsilicone Oil, and Poly(dimethylsiloxane) (FAO/WHO 1994).

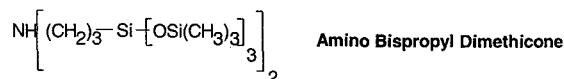
Methicone (CAS no. 9004-73-3) is a linear monomethyl polysiloxane. It conforms generally to the formula (Wenninger,

Canterbury, and McEwen 2000):



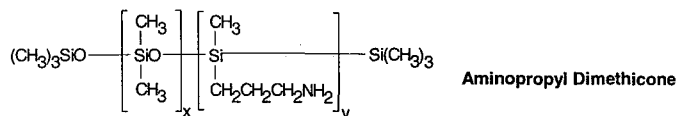
Synonyms include Hydrogen Methyl Polysiloxane, Methyl Hydrogen Polysiloxane, and Poly[oxy(methylsilylene)] (Wenninger, Canterbury, and McEwen 2000).

Amino Bispropyl Dimethicone is a substituted siloxane amine that conforms generally to the formula (Wenninger, Canterbury, and McEwen 2000):



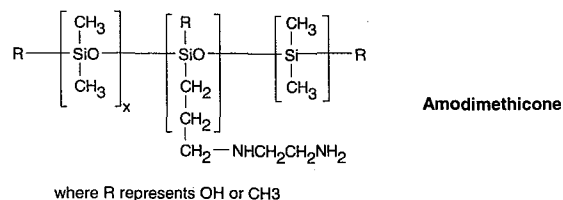
No synonyms for Amino Bispropyl Dimethicone were found.

Aminopropyl Dimethicone is a silicone polymer that conforms generally to the formula (Wenninger, Canterbury, and McEwen 2000):



No synonyms for Aminopropyl Dimethicone were found.

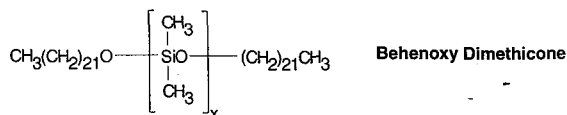
Amodimethicone is a silicone polymer end blocked with amino functional groups. It conforms generally to the formula (Wenninger, Canterbury, and McEwen 2000):



Synonyms for Amodimethicone include Aminoethylaminopropylsiloxane Dimethylsiloxane Copolymer Emulsion (Wenninger, Canterbury, and McEwen 2000).

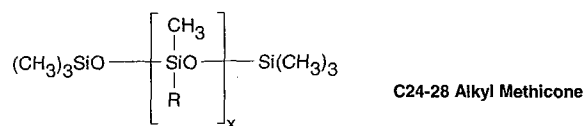
Amodimethicone Hydroxystearate is the salt of Amodimethicone (q.v.) and Hydroxystearic Acid (q.v.) (Wenninger, Canterbury, and McEwen 2000). No structure was available and no synonyms were found.

Behenoxy Dimethicone is a dimethyl siloxane polymer that conforms generally to the formula (Wenninger, Canterbury, and McEwen 2000):



No synonyms for Behenoxy Dimethicone were found.

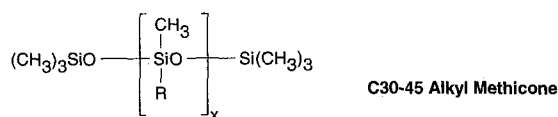
C24–28 Alkyl Methicone is the silicone polymer that conforms to the formula (Wenninger, Canterbury, and McEwen 2000):



where R represents the C24-28 alkyl group

No synonyms for C24–28 Alkyl Methicone were found.

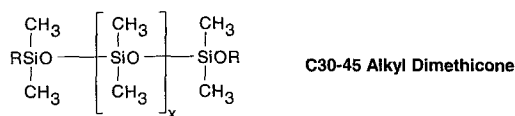
C30–45 Alkyl Methicone is the silicone polymer that conforms to the formula (Wenninger, Canterbury, and McEwen 2000):



where R represents the C30-45 alkyl group

No synonyms for C30–45 Alkyl Methicone were found.

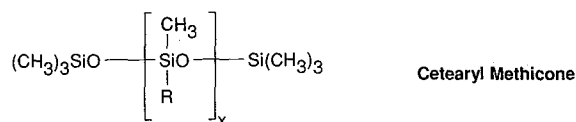
C30–45 Alkyl Dimethicone is a silicone polymer that conforms generally to the formula (Wenninger, Canterbury, and McEwen 2000):



where R represents the C30-45 alkyl group

No synonyms for C30–45 Alkyl Dimethicone were found.

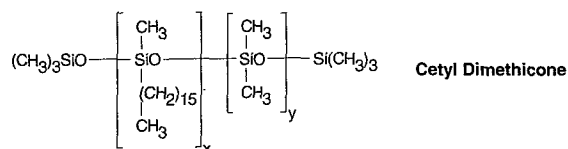
Cetearyl Methicone is the silicone polymer that conforms to the formula (Wenninger, Canterbury, and McEwen 2000):



where R represents the C16-18 alkyl group

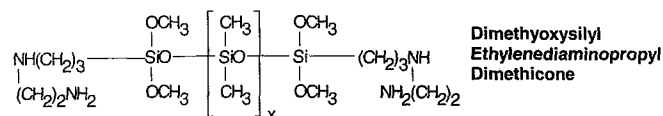
No synonyms for Cetearyl Methicone were found.

Cetyl Dimethicone is a dimethyl siloxane polymer that conforms to the formula (Wenninger, Canterbury, and McEwen 2000):



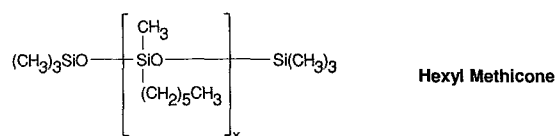
No synonyms for Cetyl Dimethicone were found.

Dimethyloxysilyl Ethylenediaminopropyl Dimethicone (CAS no. 71750-80-6) is the silicone polymer that conforms generally to the formula:



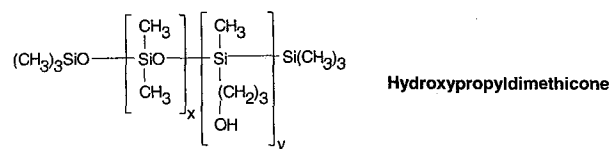
Synonyms include Siloxanes and Silicones, Dimethyl, Mono-[[3-[(2-aminoethyl)amino]propyl]dimethoxysilyl]oxy-terminated (Wenninger, Canterbury, and McEwen 2000).

Hexyl Methicone (CAS no. 1873-90-1) is the silicone polymer that conforms to the formula:



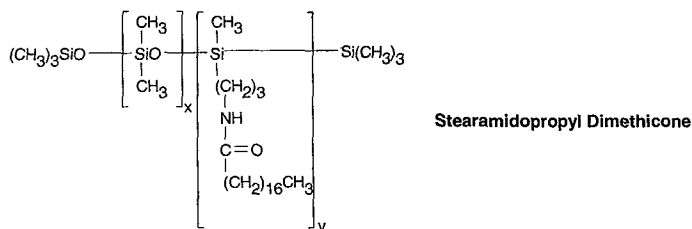
Synonyms for Hexyl Methicone include trisiloxane, 3-Hexyl-1,1,1,3,5,5,5-Heptamethyl- (Pepe, Wenninger, and McEwen 2002), and 1,1,1,3,5,5,5-Heptamethyl-6-Hexyltrisiloxane (IIT Research Institute 1994).

Hydroxypropyldimethicone (CAS no. 102782-61-6) is the silicone polymer that conforms generally to the formula:



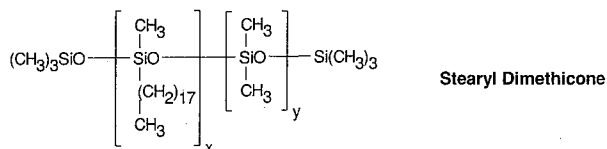
A synonym is Siloxanes and Silicones, Dimethyl, 3-Hydroxypropyl Methyl (Wenninger, Canterbury, and McEwen 2000).

Stearamidopropyl Dimethicone is the silicone polymer that conforms to the formula (Wenninger, Canterbury, and McEwen 2000):



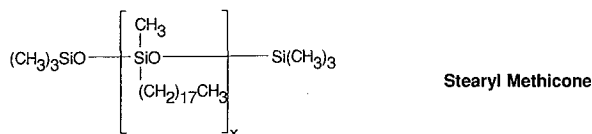
No synonyms for Stearamidopropyl Dimethicone were found.

Stearyl Dimethicone is the silicone polymer that conforms generally to the formula (Wenninger, Canterbury, and McEwen 2000):



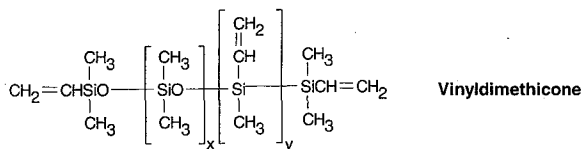
No synonyms for Stearyl Dimethicone were found.

Stearyl Methicone is the silicone polymer that conforms to the formula (Wenninger, Canterbury, and McEwen 2000):



No synonyms for Stearyl Methicone were found.

Vinyldimethicone is a polymer of dimethylsiloxane containing vinyl functional groups. It conforms generally to the formula (Wenninger, Canterbury, and McEwen 2000):



The Registry of Toxic Effects of Chemical Substances (RTECS 1998) identifies “vinyl dimethylsiloxy-terminated polydimethylsiloxane” with the CAS no. 68083-19-2.

Physical and Chemical Properties

Dimethicone is a white, almost odorless fluid polymer. The Cosmetic, Toiletry, and Fragrance Association (CTFA) specifications for Dimethicone state that the color and odor are specified by the buyer. Also specified by the buyer are the refractive index at 25°C (within the range of 1.4000 to 1.4035), and the kinematic viscosity (provided that the specified mean viscosity at 25°C is not less than 20 centistokes [cs] and not greater than 60,000 cs, and that the specification limits are not greater than ±5% of the specified mean). It contains 98.5% to 101.1% Dimethicone and the total acid number is 0.01 maximum (Nikitakis and McEwen 1990).

One supplier of Dimethicone noted that 100 and 350 cs fluids are generally used for cosmetics (Dow Corning no date).

The National Formulary specifies that Dimethicone have a nominal viscosity in the discrete range between 20 and 12,500 cs and contain between 97.0% and 103.0% of polydimethylsiloxane. Minimum and maximum viscosity cs values were established for nominal viscosity cs values of 20, 100, 200, 350, 500, 1000, and 12500. The specific gravity ranged from 0.946 for the 20-cs nominal viscosity to 0.975 for the 1000-cs nominal

viscosity (specific gravity values were not given for the 12500-cs nominal viscosity). The refractive index ranged from 1.3980 for the 20-cs nominal viscosity to 1.4055 for the 12500-cs nominal viscosity (Committee of Revision of the United States Pharmacopeial Convention 1995).

Method of Manufacture

Stearoxy Dimethicone is produced by the reaction of dichloropolydimethylsiloxane with stearyl alcohol (Goldschmidt Chemical Corp. 1998).

Dimethicone is produced by polymerization/equilibration (Goldschmidt Chemical Corp. 1998).

Cetyl Dimethicone is produced by hydrosilylation of C₁₆ alpha-olefins (Goldschmidt Chemical Corp. 1998).

Stearyl Dimethicone is produced by hydrosilylation of C₁₈ alpha-olefins (Goldschmidt Chemical Corp. 1998).

Manufacturing methods were not available for other ingredients.

Impurities

One supplier of these ingredients noted that Stearoxy Dimethicone, Dimethicone, Cetyl Dimethicone, and Stearyl Dimethicone contain no antioxidants or preservatives. Heavy metals are at 5 ppm maximum, and D4/D5 cyclomethicone is at less than 1% (Goldschmidt Chemical Corp. 1998).

USE

Cosmetic

The functions of Stearoxy Dimethicone and the related cosmetic ingredients are listed in Table 1. Almost all function as conditioning agents for either the hair or skin; the exceptions are Stearamidopropyl Dimethicone (corrosion inhibitor, film former) and Vinyldimethicone (chemical additive). In addition to being conditioning agents, Dimethicone and Cetyl Dimethicone also function as antifoaming agents. C24–28 Alkyl Methicone and C30–45 Alkyl Methicone are also viscosity-increasing agents—nonaqueous (Pepe, Wenninger, and McEwen 2002). One supplier noted that Stearoxy Dimethicone, Cetyl Dimethicone, and Stearyl Dimethicone are also used as “spreading agents” (Goldschmidt Chemical Corp. 1998).

Seven of the 20 ingredients were reported to the Food and Drug Administration (FDA) as in use in January 1998 (FDA 1998). These seven were used in a total of 1884 formulations (Table 2). Two uses of C14–20 polyalkylmethicone were also reported to the FDA, although this ingredient is not listed in the *International Cosmetic Ingredient Dictionary and Handbook* (Pepe, Wenninger, and McEwen 2002).

Recent data submitted to the Cosmetic Ingredient Review (CIR) from one source indicated use of Stearoxy Dimethicone at ≤3.0%, Dimethicone at ≤15%, Cetyl Dimethicone at ≤3.0%, and Stearyl Dimethicone at ≤5.0% (Goldschmidt Chemical

TABLE 1
Cosmetic function of Dimethicones and Methicones

Ingredient	Function ¹	Used in 1998 ²
Stearoxy Dimethicone	Skin-conditioning agent—emollient; spreading agent ³	Yes
Dimethicone	Antifoaming agent; skin-conditioning agent—emollient	Yes
Methicone	Skin-conditioning agent—occlusive	
Amino Bispropyl Dimethicone	Hair-conditioning agent	
Aminopropyl Dimethicone	Hair-conditioning agent	
Amodimethicone	Hair-conditioning agent	Yes
Amodimethicone Hydroxystearate	Hair-conditioning agent	
Behenoxy Dimethicone	Skin-conditioning agent—emollient	Yes
C24–28 Alkyl Methicone	Skin-conditioning agent—emollient; viscosity increasing agent—nonaqueous	
C30–45 Alkyl Methicone	Skin-conditioning agent—occlusive; viscosity increasing agent—nonaqueous	
C30–45 Alkyl Dimethicone	Skin-conditioning agent—occlusive	
Cetearyl Methicone	Skin-conditioning agent—occlusive	Yes
Cetyl Dimethicone	Antifoaming agent; skin-conditioning agent—occlusive; spreading agent ³	Yes
Dimethoxysilyl Ethylenediaminopropyl Dimethicone	Hair-conditioning agent	
Hexyl Methicone	Skin-conditioning agent—emollient	
Hydroxypropyldimethicone	Hair-conditioning agent; skin-conditioning agent—miscellaneous	
Stearamidopropyl Dimethicone	Corrosion inhibitor; film former	
Stearyl Dimethicone	Skin-conditioning agent—occlusive; spreading agent ³	Yes
Stearyl methicone	Skin-conditioning agent—occlusive	
Vinyldimethicone	Chemical additive	

¹Pepe, Wenninger, and McEwen 2002.

²FDA 1998.

³Goldschmidt Chemical Corp. 1998.

Corp. 1998). Concentration of use data provided by the CTFA are given in Table 2 (CTFA 1999).

Current concentrations of use may be compared with historical data from industry reports to FDA in 1984 in which Stearoxy Dimethicone was used at $\leq 5\%$ (51 uses total), Dimethicone was used predominately at $\leq 25\%$, with one use at 25% to 50% (1012 uses total), Methicone was used in two formulations at $\leq 1\%$ but also in one formulation at $> 50\%$, and Amodimethicone was used in nine products at unknown concentrations (FDA 1984).

According to the Ministry of Health, Labor and Welfare (MHLW) in Japan, Stearoxy Dimethicone, Dimethicone, Methicone, Amino Bispropyl Dimethicone, Aminopropyl Dimethicone, Amodimethicone, Amodimethicone Hydroxystearate, Behenoxy Dimethicone, C24–28 Alkyl Methicone, C30–45 Alkyl Methicone, C30–45 Alkyl Dimethicone, Cetearyl Methicone, Cetyl Dimethicone, Dimethoxysilyl Ethylenediaminopropyl Dimethicone, Hexyl Methicone, Hydroxypropyldime-

thicone, Stearamidopropyl Dimethicone, Stearyl Dimethicone, Stearyl Methicone, and Vinyldimethicone are not restricted in any manner in cosmetic formulations (MHLW 2001).

Stearoxy Dimethicone, Dimethicone, Methicone, Amino Bispropyl Dimethicone, Aminopropyl Dimethicone, Amodimethicone, Amodimethicone Hydroxystearate, Behenoxy Dimethicone, C24–28 Alkyl Methicone, C30–45 Alkyl Methicone, C30–45 Alkyl Dimethicone, Cetearyl Methicone, Cetyl Dimethicone, Dimethoxysilyl Ethylenediaminopropyl Dimethicone, Hexyl Methicone, Hydroxypropyldimethicone, Stearamidopropyl Dimethicone, Stearyl Dimethicone, Stearyl Methicone, and Vinyldimethicone are not listed in Annex II (list of substances that must not form part of the composition of cosmetic products) or Annex III (list of substances that cosmetic products must not contain except subject to the restrictions and conditions laid down) of the *Cosmetics Directive of the European Union* (European Commission, 2003).

COSMETIC INGREDIENT REVIEW

TABLE 2
Product formulation data

Product category (number of formulations reported to FDA) (FDA 1998)	Number of formulations containing ingredient (FDA 1998)	Current concentration of use (CTFA 1999)
Stearoxy Dimethicone		
Eye shadow (506)	—	3%
Eye lotion (18)	—	2%
Hair spray (aerosol fixative) (261)	—	0.1%
Tonics, dressings, and other hair-grooming aids (549)	—	0.2%
Foundations (287)	—	0.7%
Lipstick (790)	—	3%
Face powders (250)	1	—
Makeup bases (132)	1	0.9%
Skin cleansing (653)	1	0.5%
Face and neck skin care (excluding shaving) (263)	3	2%
Body and hand skin care (excluding shaving) (796)	7	2%
Moisturizing creams, lotions, powders, and sprays (excluding shaving preparations) (769)	5	2%
Night skin care (188)	1	—
Other skin care preparations (692)	2	—
Suntan gels, creams, and liquids (136)	—	3%
1998 total for Stearoxy Dimethicone	21	
Dimethicone		
Baby lotions, oils, powders, and creams (53)	7	2%
Other baby products (29)	1	2%
Bath oils, tablets, and salts (124)	1	—
Bubble baths (200)	1	—
Other bath preparations (159)	4	—
Eyebrow pencil (91)	1	13%
Eyeliners (514)	6	1%–5%
Eye shadow (506)	55	1%–10%
Eye lotion (18)	5	0.5%–1%
Eye makeup remover (84)	2	4%
Mascara (167)	20	0.3%–4%
Other eye makeup preparations (120)	22	—
Colognes and toilet waters (656)	3	—
Sachets (28)	1	—
Perfumes (28)	—	16%
Other fragrance preparations (148)	30	5%–6%
Hair conditioners (636)	103	0.2%–10%
Hair sprays (aerosol fixatives) (261)	23	0.2%–0.6%
Hair straighteners (63)	1	—
Permanent waves (192)	2	—
Rinses (noncoloring) (40)	4	0.4%–3%
Shampoos (noncoloring) (860)	72	0.08%–4%
Tonics, dressings, and other hair-grooming aids (549)	28	1%–10%
Wave sets (55)	1	—
Other hair preparations (276)	15	10%–80%
Hair dyes and colors (1572)	1	—
Hair tints (54)	28	—

(Continued on next page)

DIMETHICONE AND METHICONE

17

TABLE 2
Product formulation data (*Continued*)

Product category (number of formulations reported to FDA) (FDA 1998)	Number of formulations containing ingredient (FDA 1998)	Current concentration of use (CTFA 1999)
Other hair-coloring preparations (59)	—	0.5%
Blushers (all types) (238)	86	3%–23%
Face powders (250)	87	0.3%–30%
Foundations (287)	122	1%–16%
Lipstick (790)	12	0.6%–20%
Makeup bases (132)	11	4%–23%
Rouges (12)	1	1%
Makeup fixatives (11)	2	24%
Other makeup preparations (135)	14	3%
Basecoats and undercoats (48)	3	0.001%
Cuticle softeners (19)	2	—
Nail creams and lotions (17)	4	0.6%–1%
Nail extenders (<4)	1	0.001%
Nail polish and enamel (80)	16	0.001%–3%
Other manicuring preparations (61)	10	—
Other oral hygiene products (6)	—	0.001%
Bath soaps and detergents (385)	6	0.5%–0.8%
Deodorants (underarm) (250)	9	0.5%–23%
Other personal cleanliness products (291)	30	3%
Aftershave lotion (216)	18	0.5%–2%
Preshave lotions (all types) (14)	1	—
Shaving cream (139)	8	0.5%–1%
Other shaving preparation products (60)	5	3%
Cleansing (653)	43	0.07%–3%
Depilatories (28)	—	0.5%–3%
Face and neck skin care (excluding shaving) (263)	63	0.0001%–10%
Body and hand skin care (excluding shaving) (796)	228	0.5%–10%
Foot powders and sprays (35)	8	—
Moisturizing (769)	200	0.5%–10%
Night skin care (188)	41	1%–2%
Paste masks (mud packs) (255)	13	2%
Skin fresheners (184)	2	0.3%–5%
Other skin care preparations (692)	111	5%
Suntan gels, creams, and liquids (136)	27	1%–15%
Indoor tanning preparations (62)	29	1%–5%
Other suntan preparations (38)	9	4%
1998 total for Dimethicone	1695	
Amodimethicone		
Colognes and toilet waters (656)	1	—
Hair conditioners (636)	67	0.7%–3%
Hair sprays (aerosol fixatives) (261)	2	—
Hair straighteners (63)	2	0.6%
Permanent waves (192)	18	—
Rinses (noncoloring) (40)	1	—
Shampoos (noncoloring) (860)	5	—
Tonics, dressings, and other hair-grooming aids (549)	9	0.0004%–0.7%

(*Continued on next page*)

COSMETIC INGREDIENT REVIEW

TABLE 2
Product formulation data (*Continued*)

Product category (number of formulations reported to FDA) (FDA 1998)	Number of formulations containing ingredient (FDA 1998)	Current concentration of use (CTFA 1999)
Other hair preparations (276)	17	—
Hair dyes and colors (1572)	41	—
Hair bleaches (113)	1	—
Other hair-coloring preparations (59)	1	2%
Hair lighteners with color (6)	1	—
Wave sets (55)	—	0.7%
1998 total for Amodimethicone	166	
Behenoxy Dimethicone		
Foundations (287)	—	2%
Face and neck creams, powders, lotions and sprays (excluding shaving preparations) (263)	—	2%
Paste masks (mud packs) (255)	—	3%
Hair conditioners (636)	1	—
Other hair preparations (276)	2	—
Suntan gels, creams, and liquids (136)	—	2%
1998 total for Behenoxy dimethicone	3	
C14–20 Polyalkylmethicone ^a		
Eyebrow pencil (91)	1	—
Lipstick (790)	1	—
1998 total for C14–20 Polyalkylmethicone	2	
C24–28 Alkyl Dimethicone		
Lipstick (790)	—	2%
1998 total for C24–28 Alkyl Methicone	—	
C30–45 Alkyl Dimethicone		
Suntan gels, creams, and liquids (136)	—	2%
1998 total for C30–45 Alkyl Methicone	—	
Cetearyl Methicone		
Face and neck creams, powders, lotions and sprays (excluding shaving preparations) (263)	—	0.5%
Lipstick (790)	1	0.6%–1%
1998 total for Cetearyl Methicone	1	
Cetyl Dimethicone		
Eye shadow (506)	1	—
Mascara (167)	2	0.5%
Other eye makeup preparations (120)	2	—
Tonics, dressings, and other hair-grooming aids (549)	1	—
Blushers (all types) (238)	5	4%–10%
Face powders (250)	2	0.9%–3%
Foundations (287)	2	6%
Lipstick (790)	—	4%–5%
Makeup bases (132)	4	—
Other makeup preparations (135)	2	4%
Cleansing (653)	1	—
Face and neck skin care (excluding shaving) (263)	1	—
Body and hand skin care (excluding shaving) (796)	1	2%
Moisturizing (769)	2	—

(Continued on next page)

TABLE 2
Product formulation data (*Continued*)

Product category (number of formulations reported to FDA) (FDA 1998)	Number of formulations containing ingredient (FDA 1998)	Current concentration of use (CTFA 1999)
Suntan gels, creams, and liquids (136)	—	2%
Other suntan preparations (38)	1	—
1998 total for Cetyl Dimethicone	27	
Stearyl Dimethicone		
Mascara (167)	2	0.8%
Eye shadow (506)	—	1%–6%
Makeup bases (132)	—	6%
Makeup fixatives (11)	—	5%
Foundations (287)	1	1%–6%
Lipstick (790)	2	4%–6%
Blushers (all types) (238)	—	6%
Moisturizing (769)	1	—
Paste masks (mud packs) (255)	1	—
Other skin preparations (692)	—	4%
Suntan gels, creams, and liquids (136)	—	4%
1998 total for Stearyl Dimethicone	7	
Methicone		
Baby lotions, oils, powder, and creams (53)	—	0.3%
Eyebrow pencil (91)	—	0.2%–0.9%
Eyeline (514)	—	0.05%–0.8%
Eye shadow (506)	—	0.05%–0.9%
Eye makeup remover (84)	—	0.05%
Mascara (167)	—	0.1%–0.2%
Other eye makeup preparations (120)	—	0.02%
Other hair coloring preparations (59)	—	0.3%
Blushers (all types) (238)	—	0.5%–0.9%
Face powders (250)	—	0.08%–5%
Foundations (287)	—	0.03%–2%
Lipstick (790)	—	0.06%
Makeup bases (132)	—	0.7%
Makeup fixatives (11)	—	0.6%
Other makeup preparations (135)	—	0.01%
Nail polish and enamel (80)	—	0.009%
Body and hand skin care (excluding shaving) (796)	—	0.3%
1998 total for Methicone	0	

^aC14–20 Polyalkylmethicone is not listed in the *International Cosmetic Ingredient Dictionary and Handbook* (Wenninger, Canterbury, and McEwen 2000).

Noncosmetic

Food

In 1979, the Joint Expert Committee on Food Additives (JECFA) of the WHO established an acceptable daily intake (ADI) level for Dimethicone of 0 to 1.5 mg/kg body weight. The ADI applied, “only to compounds with a relative molecular mass in the range of 200–300” (FAO/WHO 1994).

The Select Committee of GRAS Substances (SCOGS) of the Federation of American Societies for Experimental Biology

(FASEB) evaluated the safety of Dimethicone (under the name methylpolysilicones) for food use. The Select Committee was of the opinion:

The bulk of food grade methylpolysilicones consists of high molecular weight compounds which are not absorbed to any appreciable extent from the intestinal tract. However, these silicones may also contain some low molecular weight (<1000) polymers which might be absorbed. Prudence dictates that food grade specifications should be modified to minimize the presence of absorbable components.

The Select Committee concluded that there was no evidence that demonstrated or suggested grounds to suspect that Dimethicone was hazardous to the public when used at levels, "that are now current or that might be reasonably expected in the future." At the time, daily intake was estimated at 0.1 $\mu\text{g/kg/body weight}$ (FASEB 1981).

The FDA has included "siloxanes and silicones, dimethyl . . ." as acceptable defoaming agents in the manufacture of paper and paperboard for use in packaging, transporting, or holding food. The regulation appears in the Code of Federal Regulations (CFR) at 21 CFR §176.210.

Pharmaceutical

The FDA has proposed classifying Dimethicone as Category 1 (recognized as safe and effective) for use as a skin protectant up to 30% in infants, children, and adults with the labeling: *Warning. Not to be applied over puncture wounds, infections, or lacerations* (FDA 1978). The FDA has also proposed Dimethicone as Category 1 in the treatment and prevention of diaper rash (FDA 1990).

At one time, Dimethicone was used in antacid formulations (Locock 1971). Now, simethicone (not contained in this report) is used (Harvey 1990).

GENERAL BIOLOGY

Dimethicone Absorption and Excretion

Oral Delivery—Animal Studies

Dow Corning Corp. (1956) orally administered an antifoam compound containing 28% [^{14}C]-Dimethicone to two lactating dogs (25 g given to ~9-kg animals) and one albino rat (0.58 g given to ~170-g animal, sex not given). No evidence of assimilation was observed in the rat. Traces of siloxanes were found throughout the body of both dogs. It was estimated that 0.0001% of the dose had been absorbed from the gastrointestinal (GI) tract.

The University of Birmingham (1968) reported a study in which four beagle dogs (two of each sex) were fed an antifoam compound (91% Dimethicone) at a dose of 300 mg/kg/day for 120 days. The material was mixed with a small amount of meat and given prior to the main meal to ensure that all of the dose was eaten. Total silicon consumption was between 300 and 500 g. A control group received untreated feed. Urine and feces were collected periodically. At the end of dosing, dogs were fed untreated feed for 5 days and then killed. Blood samples were taken and major organs were weighed and examined for microscopic and histopathologic changes and for silicon content. Average output of urinary silicate was not increased in treated dogs. Fecal silicon output was approximately equal to the amount ingested. Silicon was not detected in any organ. One dosed male had a healed gastric ulcer. The spleen of one dosed female had areas of atrophy with wide fibrous trabeculation. The other treated female had a slightly reddened rugae in an area of the stomach and adherent mucus in the intestine, but was microscopically

normal. The antifoam compound was considered not absorbed by beagle dogs.

Dow Corning Corp. (1972a) gave a 41.8-mg/kg oral dose of [^{14}C]-Dimethicone (360 fluid with a specific activity of 0.5 mCi/g) to a male rhesus monkey. The animal was held in a unit that prevented respiratory air from being contaminated with volatile products from feces and urine. Air, feces, and urine were analyzed. Virtually all radioactive label was found in the feces. By 70.5 h after dosing, 65.4% of the dose was recovered in the feces. An additional 27.3% of the dose was recovered over the next hour, with only trace amounts after that. Analysis of toluene extracts of the fecal samples established that Dimethicone was excreted unchanged.

Dow Corning Corp. (1989a) gave male Sprague-Dawley rats a single oral dose of [^{14}C]-Dimethicone fluid (either 35 or 1000 cs, with unspecified specific activity) at either 250 or 2500 mg/kg. In a repeated-dose study, rats were fed 0.5% or 5.0% Dimethicone for 13 days followed by a single oral dose of the radioactive Dimethicone at either 250 or 2500 mg/kg. Plasma, excreta, organs, and tissues were collected at 4, 8, 24, and 48 h post dosing and analyzed for radioactivity via liquid scintillation spectrophotometry. Most of the test material was found in the GI tract at 4 and 8 h and in the feces at 24 and 48 h after administration of [^{14}C]-Dimethicone fluid. Anal leakage was observed with the 35 cs fluid at the 2500-mg/kg dose. Trace activity was detected in the urine and scattered tissue samples until 8 h; no activity was detected in tissues or organs at 48 h. Dimethicone was considered to be rapidly excreted from the GI tract following gavage.

Oral Delivery—Human Studies

In a report from the University of Birmingham (1967a), four subjects were instructed to ingest a capsule containing 376.5 mg silicone (an antifoam product containing 91% Dimethicone) twice a day for 10 days. Two subjects completed the protocol. Daily fecal samples were collected from the two during the last 3 days of the dosing period, and 24-h urine samples were collected from all four during the last 5 days. Fecal analysis detected a silicone output that was slightly greater than the intake. The authors considered that the short sampling time had not established a quantitative balance between oral intake and fecal output. No significant increase in soluble silicate was detected in the urine. In studies with other species, the authors stated that almost 99% and 82.5% of the administered silicone was recovered in the 4-day feces of rats and rabbits, respectively. They concluded that Dimethicone was unlikely to be absorbed from the GI tract of humans, rats, and rabbits.

Dow Corning Corp. (1974) studied the absorption and elimination of silicon contained in two Dimethicone antifoam preparations in human tests. Each of the two samples was given as a single oral dose of 100 mg/kg to six humans or as a single dose (100 mg/kg) of an emulsion (30 mg/kg solids) to five humans. Total and organosoluble urinary silicon output (for 72 h post administration) and organosoluble silicon output in expired

air (8-h value) were measured. The compound that contained <0.22% low-molecular-weight polymers (in 91% Dimethicone) did not produce a significant increase in total or organosoluble urinary silicon. Further, no organosilicon compounds were detected in the expired air. An increase in all three parameters was observed with the second compound, which contained 10% low-molecular-weight polymers (in 93% Dimethicone). The urine contained 1.8% and 3.3% of the administered dose of the compound and emulsion, respectively. The expired air contained approximately 0.25% of the given dose. It was suggested that the increased silicon concentrations found with the second Dimethicone sample represented organosoluble silicon rather than inorganic silicon (silica). Approximately 25% of the urinary silicon was an unidentified form of a soluble organosilicon compound. The exhaled material contained primarily octamethylcyclotetrasiloxane and small amounts of decamethylcyclopentasiloxane.

Dermal Delivery—Human Studies

Hobbs, Fancher, and Calandra (1972) applied a 100 cs Dimethicone fluid (TX-225) once daily (50 mg/kg) to the back of five Caucasian males for 10 days. The material was evenly distributed over the entire back surface and no special covering was required. After 20 h of exposure, the excess material was rinsed off. Daily logs of diet were maintained and subjects were asked to refrain from eating raw leafy vegetables during the study. Subjects provided samples of home drinking water and beer, so that dietary silicon contributions could be quantified.

Absorption was measured as silicon in blood and urine. Baseline concentrations were established for several days (up to 25) prior to dosing. Samples were taken on days 1, 3, 6, 8, and 10 during the dosing period. No significant difference between pretest and test urinary silicon concentrations were found in four subjects. One subject had increased urinary silicon ($p = 0.05$) that was attributed to a large value on day 10, accompanied by large urine output on that day. Another two subjects had consistently greater total urinary silicon concentrations throughout the study compared to other subjects. The finding was attributed to relatively high concentrations of silicon in the subjects' home drinking water, high beer intake, and generally greater urine output. Statistical analysis of group data indicated no significant increase in urine silicon concentrations. No increase in blood silicon concentrations was noted in any subjects. The investigators concluded that there was no evidence of dermal absorption of Dimethicone (Hobbs, Fancher, and Calandra 1972).

Absorption Enhancement by Dimethicone

Two clinical studies investigated the effects of various lipophilic vehicles on the skin penetration of methyl nicotinate. Dimethicone 100 was selected as the standard because it was not expected to exert "specific vehicle effects" due to its high molecular weight (6700 Da). As expected, Dimethicone did not alter drug penetration (Leopold and Lippold 1995; Leopold and Maibach 1996).

ANIMAL TOXICOLOGY

Acute Oral Toxicity

Dimethicone

The acute oral LD₅₀ values for various Dimethicone samples, summarized in Table 3, are consistent with the conclusion that Dimethicone is not acutely toxic.

Methicone

Methicone (as L-31) had an oral LD₅₀ of >64 ml/kg in male albino rats. No deaths occurred in five rats given that dose (Mellon Institute 1993).

Vinyldimethicone

A substance identified as "vinyl dimethylsiloxy-terminated polydimethylsiloxane" (CAS no. 68083-19-2) had an oral LD₅₀ of >16.0 ml/kg in 10 Sprague Dawley rats. Greasy-textured fur was noted. One rat had pneumonia, and pleuritis was observed at necropsy (Myers and Ballantyne 1993).

Short-Term Oral Toxicity

Dimethicone

MacDonald, Lanier, and Deichmann (1960) fed groups of 50 Sprague-Dawley rats (10 of each sex) 1% Dimethicone at one of five viscosities, 30, 350, 1000, 10000, and 60000 cs, for 90 days. A control group received untreated feed. Rats were killed after the dosing period and examined for gross lesions. Feed consumption, weight gain, hematological parameters (total and differential leukocyte counts, hematocrit, and hemoglobin measured on days 45 and 90), organ weights (heart, lungs, liver, spleen, kidneys, and testes), microscopic examination (spleen, kidneys, liver, testes/ovaries, uterus, aorta, stomach, intestines) were similar between dosed and control rats. One rat of the 60,000-cs group had an aggregation of leukocytes in the myocardium of the right ventricle of the heart. Varying degrees of inflammation were noted in the lungs.

In a study at the University of Birmingham (1967b), groups of 20 rats (10 of each sex) were fed 0.1% or 1% of an antifoam preparation containing 91% Dimethicone for 90 days. It was estimated that rats consumed almost 22.5 g of the compound during the dosing period. Rats were then transferred to a control diet and a 24-h urine specimen was collected for silicate content analysis. Rats were killed after 2 weeks of feeding the control diet and were necropsied. Blood samples were taken from the caudal vein and the lungs; any detectable lymphoid tissue was examined microscopically. The liver, kidneys, spleen, testes, and intestine were analyzed for silicone content.

No significant differences were observed in body weight gain, serum parameters (sodium, potassium, serum glutamic oxaloacetic transaminase [SGOT], serum pyruvic glutamic transaminase [SPGT], total protein, albumin, globulin, hemoglobin concentration, packed cell volume [PCV], total white cells, polymorphonuclear leukocytes, eosinophils, lymphocytes, and monocytes), urine-concentrating ability, protein content,

TABLE 3
Acute oral toxicity of Dimethicone

Dimethicone sample	Oral LD ₅₀	Reference
	Mice	
35% aqueous dispersion as TX 184A and 184B	>10.0 ml/kg	Hill Top Research 1967
	Rats	
3.26% in a caulking compound	26.85 g/kg	Food and Drug Research Labs 1978
3.26% in a caulking compound	>17.22 g/kg (approximate)	Food and Drug Research Labs 1979a
	Substance blocked airways	
6.9% in rubber adhesive sealant	>8.49 g/kg (approximate)	Food and Drug Research Labs 1979b
	Substance blocked airways	
15% in emulsion	12.3 ml/kg (males)	Bushy Run Research Center 1984
	6.50 ml/kg (females)	
15.7% in a rubber adhesive sealant	23.12 g/kg (approximate)	Food and Drug Research Labs 1980
	Substance blocked airways	
15.7% in caulking	6.98 g/kg	Food and Drug Research Labs 1981
35.0% in emulsion	>40 ml/kg	Food and Drug Research Labs 1977a
38.0% in emulsion	>40 ml/kg	Food and Drug Research Labs 1977b
50% aqueous dispersion	>10.0 ml/kg	Dow Corning Corp. 1972b
81.8% in a putty	21.2 g/kg	Food and Drug Research Labs 1977c
85.8% in putty	19.9 g/kg	Food and Drug Research Labs 1977d
85.8% in a putty (given as a 75% suspension in 95% ethanol)	31.9 g/kg (discounting ethanol effects)	Food and Drug Research Labs 1977e
XF-1-3753	>10.0 g/kg	Dow Corning Corp. 1970
XF-2-1075	>15.4 g/kg	Dow Corning Corp. 1975
X2-1133 heat-transfer fluid	≥15.4 g/kg	Dow Corning Corp. 1977
X2-1162 heat-transfer fluid	≥15.4 g/kg	Dow Corning Corp. 1978a
Heat-transfer fluid	≥15.4 g/kg	Dow Corning Corp. 1978b
Trade compound (>90% Dimethicone)	>17 g/kg	Springborn Labs 1991
	Guinea pigs	
Two 35% aqueous dispersions	>30.0 g/kg	Dow Corning Corp. 1949
Two 35% aqueous emulsions	>10.0 g/kg	Dow Corning Corp. 1950

silicate concentration, or organ weight. Male rats of the 1% group weighed significantly more ($p < 0.05$) than controls at the time of necropsy. No changes were noted at microscopic examination. Silicone was not detected in the spleen, kidneys, liver, testes, or intestine (University of Birmingham 1967b).

Atlas Chemical Industries (1969) fed an antifoam compound containing 95% Dimethicone to groups of six dogs (three of each sex) at concentrations of 120, 380, or 1200 mg/kg/day for 90 days. Body weight gain, serum chemistry parameters (urea, nitrogen, glucose, sodium, potassium, chloride, cholesterol, alkaline phosphatase, and SGOT), hematology parameters (PCV, hemoglobin, sedimentation rate, leukocyte count, differential count, and plasma prothrombin time [PTT]), urinary parameters, and gross and microscopic examination of tissues and organs were similar to controls groups.

Dow Corning Corp. (1972c) described Dimethicone fluids that contain low-molecular-weight linear and cyclic dimethylpolysiloxanes as "ubiquitous trace components" and conducted a study of the effects of a 4-week oral exposure to 20-cs Dime-

thicone fluid using rats. The study measured changes in organ weight, thyroid function, and tissue elemental silicon accumulation. Rats were fed either the 20 cs fluid containing not more than 0.04% linear/cyclic dimethylpolysiloxanes (where number of Si atoms ≤ 6) or a "spiked" solution containing 5% each of four linear/cyclic dimethylpolysiloxanes. Controls were sham-dosed. No changes were noted with respect to final body weights or organ weights. Whole body oxygen consumption was not altered by treatment. Changes were seen in serum total cholesterol concentrations, but were not consistent with regard to compound, sex, or route of administration. The authors observed that females accumulated more organosiloxane-derived silicone in depot fat than males. Administration of cyclic compounds resulted in greater fat silicone concentrations in fat compared to administration of linear compounds.

Dow Corning Corp. (1989b) investigated silicon oil as a low-calorie alternative to traditional edible oils. Groups of 30 CD-1 mice (15 of each sex) were fed diets containing 5% and 10% Dimethicone fluid for 90 days. A control group received

untreated feed. Mice were killed at the end of dosing and major organs were collected, weighed, and examined for microscopic lesions. No signs of toxicity, changes in behavior, or mortality were seen in any group. Mean body weights were comparable between treated and control mice. Treated mice consumed significantly more feed; the increased intake was considered to compensate for the non-nutritive components of the diet. Anal leakage was observed in treated mice and was greatest in females of the 10% group, but stool consistency was similar to controls. Organ weights were similar and no microscopic lesions were observed.

At the Dow Corning Corp. (1989c), groups of 40 Sprague-Dawley rats (20 of each sex) were fed 1%, 5%, or 10% Dimethicone at one of three viscosities, 35, 350, and 1,000 cs (total of nine treatment groups) for 90 days. Two control groups received untreated feed. Blood samples were obtained by cardiac puncture from 20 rats of each group (10 of each sex) and urine was collected from 10 of these 20 rats (5 of each sex) at the end of the study. All rats were killed and major organs were collected, weighed, and examined for microscopic lesions.

No signs of toxicity or changes in behavior were observed. One control female and two treated male rats were moribund and were killed. The authors did not consider the deaths treatment related. Slight-to-marked anal leakage was observed in rats of the 10% group; leakage decreased with increasing viscosity. Slight leakage was also observed in rats of the 5% group. Stool consistency was similar to controls. Although occasionally body weight increase was significantly greater in treated male rats, most of the mean body weight data was comparable between treated and control groups. Treated rats consumed more feed and, as in the mouse study, the finding was considered a compensatory response to the non-nutritive components of the diet.

Changes in blood, clinical chemistry, bone marrow, or urinary parameters were observed occasionally but were not considered biologically significant. Some mean absolute and relative organ weights were significantly different between treated and controls, but the findings were not considered of biological or toxicological significance.

Treatment-related changes were observed in the eyes (corneal opacities and neovascularization). Some rats also had mineralization of the cornea. Mild chronic inflammation of the cornea was observed microscopically. The ocular findings were not dose dependent and could have resulted from direct irritation from the Dimethicone fluid in the feed. Three lymphomas were observed in treated males (two lymphocytic lymphomas in the 10%, 1000-cs group, and one undifferentiated lymphoma in the 1%, 35-cs group). The neoplasms were not considered treatment related because the incidence was within that of the historical control and the incidence was not duplicated in the follow-up study (described below) using a larger group of rats (Dow Corning Corp. 1989c).

Because of the lymphomas seen in the study described above, male rats were selected for further study (Dow Corning Corp.

1989d). Groups of 100 were fed 10% Dimethicone fluid at one of three viscosities (35, 350, and 1000 cs) for 90 days. Two control groups received untreated feed. At the end of dosing all rats were killed, major organs and blood were collected and examined for microscopic and hematologic changes. No overt signs of toxicity or behavioral changes were observed. Two treated rats were killed; one was moribund. A statistically significant difference in mean body weight was observed between rats of the 35-cs group and one control group, but was not considered treatment related. Like earlier studies, treated rats had significantly greater mean feed consumption. No significant changes were observed in hematology parameters or at necropsy and histopathologic examination.

Subchronic Oral Toxicity

Dimethicone

Child, Paquin, and Deichmann (1951) reported a study in which groups of two mongrel dogs were fed Dimethicone (83% in an antifoam compound) at 0.3, 1.0, or 3.0 g/kg/day in ground horse meat 5 days per week for 3 months. A control group was fed untreated horse meat. Afterwards, dogs were fed the Dimethicone in commercial dog food for another 3 months. Dogs were killed at the end of the study; organs and tissues were weighed and examined for microscopic lesions. Both dogs of the 3.0-g/kg group had a thin layer of viscid, gray material covering the intestinal tract and enlarged lymphoid aggregates of the small intestine. The liver of dosed dogs had pigment deposits that were revealed to be bile; quantities deposited in the Kupffer and hepatic cells were directly related to the daily dosing. The authors concluded that the antifoam compound would be harmless should traces be absorbed by humans "from time to time."

Dow Corning Corp. (1954a) fed an antifoam compound (83% Dimethicone) in an emulsion to rats at concentrations of 0.1%, 0.3%, and 1.0% for 120 days. No adverse effect was noted in growth, appearance, behavior, mortality, hematologic parameters, or blood urea nitrogen (BUN). An increase in the spleen and liver weight was noted in rats of the 1.0% group.

Chronic Oral Toxicity

Dimethicone

Rowe, Spencer, and Bass (1950) fed 0.3% (by weight) Dimethicone antifoam compound to groups of 50 Wistar rats (25 of each sex) for 2 years. A control group received untreated feed. Rats were killed at the end of the study. Gross appearance, behavior, growth, and survival were comparable between treated and control animals. Treated rats had greater weight gains compared to controls. No significant differences were observed in the weights of the heart, liver, kidneys, spleen, and testes. BUN and hepatic lipid values were comparable. At microscopic examination, pulmonary lesions, changes in the ovaries and uterus, and mild fatty changes in the liver and tubular epithelium of the kidneys were observed in all treated rats.

Carson, Weinberg, and Oser (1966) fed Dimethicone, as it appeared in a fluid (50 or 350 cs) or in an antifoam compound, as 1% of the diet to groups of rats (for 1 year) and rabbits (for 8 months). The number of animals was not stated. Control groups received untreated feed. Feed and water were available ad libitum. Blood and urine samples were taken periodically. Necropsy was done at the end of dosing. No adverse effects were observed. At the same time, additional groups of rats and rabbits received Dimethicone plus 0.8% cholesterol. The control group for this portion of the study received the cholesterol-supplemented feed. Adverse effects were observed in animals fed cholesterol (both with and without Dimethicone) compared to basal controls. The changes were attributed to the cholesterol.

Acute Dermal Toxicity

Dimethicone

Bushy Run Research Center (1984) reported that a commercial emulsion containing 15% Dimethicone had a dermal LD₅₀ of approximately 16.0 ml/kg in rabbits. At that dose, Dimethicone killed 2/5 males and 2/5 females. A Dimethicone dose of 8.0 ml/kg killed 1/5 males and 0/5 females.

Hazleton France (1988a) applied a colorless slightly viscous liquid containing Dimethicone (2008 mg/kg; 2.07 ml/kg volume applied) to the clipped skin of 10 Sprague-Dawley rats (5 of each sex). The exposure area was approximately 10% of the total body surface. The concentration of Dimethicone in the liquid was unreported. The site was covered for 24 h of exposure and then rinsed with water. Observations were made at 15 min, 1 h, 2 h, 4 h, and then once daily for 14 days. Necropsy was done at the end of the study. No adverse reactions were noted. The dermal LD₅₀ was >2008 mg/kg.

Springborn Labs (1991) applied a trade mixture (containing >90% Dimethicone) in a single dermal application (2000 mg/kg) to a group of 10 rabbits (5 of each sex). Rabbits were killed on day 15 and necropsied. Decreased feed consumption, diarrhea, mucoid/soft stool, and application site dermal irritation were observed. No changes were noted at necropsy. The acute dermal LD₅₀ was >2000 mg/kg.

Methicone

Methicone (as L-31) had a dermal LD₅₀ of >20 ml/kg in albino rabbits. The dose was the maximum amount of fluid that could be kept in contact with the skin under impervious covering. At that dose (24-h contact), none of four rabbits died and no irritation was noted (Mellon Institute 1993).

Vinyldimethicone

A substance identified as "vinyl dimethylsiloxyl-terminated polydimethylsiloxane" (CAS no. 68083-19-2) had a dermal LD₅₀ of >16.0 ml/kg in New Zealand white rabbits. The rabbits (five of each sex) had received a 24-h occlusive exposure to the single dose and were observed for 14 days. Erythema and edema were noted, but no signs of systemic effects were observed. No

gross lesions were noted at necropsy (Myers and Ballantyne 1993).

Short-Term Dermal Toxicity

Dimethicone

Dow Corning Corp. (1969) reported that three formulations intended for application to the feet, containing 6%, 11%, or 25% Dimethicone, were applied daily (2000 mg/kg) to clipped sites on male rabbits for 7 days. A control group was treated with a formulation containing 22% Dimethicone. Another control group was left untreated. Rabbits were killed at the end of the study and observed for gross lesions. No adverse reactions, effects on body weights, or pathologic changes were noted.

As described earlier, Dow Corning Corp. (1972c) conducted a study of the effects of a 4-week oral exposure to 20-cs Dimethicone fluid using rats. Rats also were dermally dosed with either the 20 cs fluid containing not more than 0.04% linear/cyclic dimethylpolysiloxanes (where number of Si atoms ≤ 6) or a "spiked" solution containing 5% each of four linear/cyclic dimethylpolysiloxanes. Controls were sham-dosed. The study measured changes in organ weight, thyroid function, and tissue elemental silicon accumulation. No changes were noted with respect to final body weights or organ weights. Whole body oxygen consumption was not altered by treatment. Changes were seen in serum total cholesterol concentrations, but were not consistent with regard to compound, sex, or route of administration. Dermal dosing resulted in less silicon accumulation in the fat than did oral administration.

Acute Inhalation Toxicity

Dimethicone

Hazleton Labs (1953) exposed two dogs, seven guinea pigs, and seven rats to a "200 fluid" aerosol (containing unspecified concentration of Dimethicone) at a concentration of 2.12 mg/L for 6 h. No particle size was reported. Three guinea pigs died during the study. At the end of dosing, almost all of the animals were killed for necropsy and collection of tissues. One dog was observed for an additional month before it was killed. Hyperventilation, excitability, and salivation were noted during exposure. All animals killed immediately after dosing had hyperemic lungs with hemorrhagic areas. At microscopic examination edema, hemorrhage, and mild interstitial irritation of the lungs were found. The dog killed 1 month later had small areas of dark coloration of the lungs, but microscopic findings were similar to those found in animals that had been immediately killed. The authors concluded that this fluid produced only minimal signs of toxicity and was essentially nontoxic.

Methicone

Methicone (as L-31) generated as a concentrated vapor caused no mortality when six female albino rats were exposed for 8 h. The calculated concentration was 0.78 mg/L. Rats appeared normal throughout the subsequent 2-week observation

period and no remarkable lesions were noted at necropsy. No further details were given (Mellon Institute 1993).

Hexyl Methicone

Aerosolized Hexyl Methicone was administered by whole-body inhalation exposure to groups of 10 Fischer F344/N rats (5 of each sex) for a 4-h exposure. The initial target dose was 5.0 mg/L (5.08 mg/L achieved) with particles having a mass median aerodynamic diameter (MMAD) of 0.27 μm . All exposed rats died within 24 h. A second exposure was done using a 2.0 mg/ml dose with an MMAD of 0.29 μm . Four males died within 2 h of exposure; the remaining six rats survived the 14-day observation period. A third exposure was then conducted with a targeted dose of 1.0 mg/L (0.95 mg/L achieved), with an MMAD of 0.27 μm . Two males died immediately after the exposure; the remaining rats survived through the observation period. Dyspnea and decreased activity or hypoactivity were clinically observed in surviving rats immediately after exposure. Lesions at necropsy of rats that died included dark red or mottled lungs and/or fluid filled trachea; no unusual findings were noted at necropsy of rats that had survived the observation period. The calculated LC_{50} was 1.12 mg/L for males, between 2.0 and 5.0 mg/L for females, and 1.8 mg/L for the combined sexes (IIT Research Institute 1994).

Vinyl dimethicone

Sprague Dawley rats were placed in a sealed chamber and exposed for 6 h to a near-saturation vapor of a substance identified as "vinyl dimethylsiloxy-terminated polydimethylsiloxane" (CAS no. 68083-19-2). No particle size was reported. Rats were observed for 14 days after exposure. No deaths or gross lesions were observed. No further details were provided (Myers and Ballantyne 1993).

Short-Term Dermal Toxicity

Dimethicone

A cat, rabbit, guinea pig, two rats, and four mice were sprayed for 4 hours with an atomizer containing 10 ml/kg of a Dimethicone sample. The sample contained approximately 110 siloxane units and its viscosity was 140 cs at 20°C. No particle size was reported; but the atomizer output was described as a thick fog that settled rapidly on the animals and the cage. The treatment was repeated 29 days later. The cat, rabbit, guinea pig, and rats had no adverse effects from the exposure. Weight gain was normal during the exposure and 6-week postdosing observation periods, the urine was free from protein, and the blood had no changes in hemoglobin content or in erythrocyte and leukocyte counts. All four mice died. The first died after 20 exposures and the others died during the postdosing period. None were examined microscopically. The authors stated that there was a relatively high mortality rate in mice in the laboratory at the time and that the link between the treatment and deaths was not certain. Overall, the authors concluded that

inhalation of silicone oil was harmless (Gloxhuber and Hecht 1955).

Vaginal Irritation

Dimethicone

A mucoadhesive paste (53% Dimethicone) was introduced (0.5 g) via syringe into the vaginal cavity of six albino rabbits. Two control rabbits were dosed with a sodium chloride solution. Tissue was scored according to the Draize scale (maximum score of 8) at 24, 48, and 72 h post dosing. Erythema was noted in three rabbits at 24 h, and in one rabbit at 48 h after treatment. None had erythema at 72 h. No edema or signs of toxicity were observed. The irritation score for the paste was 0.22 (Toxikon Corp. 1991).

Dermal Irritation

Dimethicone

Hazleton Labs (1975) reported a preliminary skin irritation study using six adult albino rabbits (species/sex not stated). A Dimethicone fluid (0.5 ml) was applied for 24 h under occlusive patches to an intact and abraded site (clipped of hair) on each of two rabbits. Sites were scored for erythema and edema at the time of patch removal (24 h) and again 48 h later. The maximum score was 8.0. The authors reported a primary irritation index (PII) of 6.54 and concluded that the material was a severe irritant to rabbit skin.

CTFA (1977a) reported no reactions when a Dimethicone sample (100%) was applied in a 24-h patch to the clipped backs of eight rabbits, four with abraded backs.

Dow Corning Corp. (1978a) evaluated intact and abraded sites on rabbits exposed to three heat-transfer fluids (for industrial use) at 24 and 72 h (presumably on a 0–8 scale). The protocol used to test was not reported. The three fluids had PII scores of 0.1, 0.0, and 0.0, respectively (Dow Corning Corp. 1977, 1978a, 1978b). Based on unreported findings, the investigators stated that one fluid, "may be absorbed through the skin in acutely toxic amounts" and recommended dermal absorption toxicity testing.

The Bushy Run Research Center (1984) reported that a 4-h occlusive exposure to 0.5 ml of a commercial emulsion (15% Dimethicone) produced moderate erythema in all six rabbits tested and minor-to-moderate edema in four. The erythema persisted in most of the rabbits for 10 days (rabbits were observed for 21 days). Desquamation developed within 7 days. One rabbit died on day 21; the death was not considered treatment related.

Hazleton France (1989) applied AK 350 (containing an unreported amount of Dimethicone) for 4 h on each of two sites on six New Zealand white rabbits. No irritation was reported at the 1 h scoring or the 72 h scoring.

Springborn Labs (1991) reported a study in which a trade mixture (containing >90% Dimethicone) were applied for 4 h on each of two sites on six New Zealand white rabbits. Slight-to-well-defined erythema and very slight edema was observed at almost all test sites at the 1-h scoring. The irritation diminished with time and had cleared by the 72 h scoring (last scoring). The calculated PII was 0.40. The maximum score was 8.0.

Vinyldimethicone

A substance identified as "vinyl dimethylsiloxyl-terminated polydimethylsiloxane" (CAS no. 68083-19-2) was applied in a 4-h occlusive patch (0.5-ml dose) to the clipped, intact dorsal skin of six New Zealand white rabbits (2 to 3.5 kg, sex not given). Sites were scored using the Draize scale for 7 days. The PII was 0.0 (maximum possible = 8.0). No irritation was observed (Myers and Ballantyne 1993).

Cumulative Dermal Irritation*Dimethicone*

Dow Corning Corp. (1949) applied two mold release emulsions each containing 35% Dimethicone (Type P and XE-18) in 10 applications over 14 days to the external ears and shaved abdomen of rabbits. The number of rabbits used and actual exposure time were not reported. No reactions were observed in the pinna, but both emulsions produced slight "simple" irritation to the abdomen. In a follow-up study, Dow Corning Corp. (1950) reported that another two 35% aqueous emulsions, tested under similar conditions, produced similar reactions.

Dow Corning Corp. (1953) reported that Dimethicone (as XF-409) applied to the intact skin of the external ear or abdomen of rabbits (number not stated) for a total of 10 applications produced very slight hyperemia after prolonged contact for several days.

Dow Corning Corp. (1954b) reported four irritation studies in which Dimethicone 200 fluid, tested at 99 parts (as XF1-3753) and as a 50% aqueous dispersion (as XEF-4-3561) was applied to three sites: the intact external ear (10 applications), the intact abdomen (10 applications), and abraded abdomen (3 applications) on an unspecified number of rabbits. Exposure time was not reported. The authors concluded that Dimethicone did not produce irritation in these studies.

Gloxhuber and Hecht (1955) painted a rabbit's external ear once daily for 60 consecutive working days with a Dimethicone sample. The sample contained approximately 110 siloxane units and its viscosity was 140 cs at 20°C. No changes were noted compared to the untreated pinna.

These same authors painted the ears of three rabbits twice daily with a 40% Dimethicone emulsion (60 cs at 20°C). One rabbit died on day 10; the death was not considered treatment related. The other two rabbits were painted 60 and 100 times, respectively, without adverse effect (Gloxhuber and Hecht 1955).

Hill Top Research (1967) applied two 35% Dimethicone aqueous dispersions (TX-184A and TX-184B) for an unspecified amount of time to two rabbits. Sites were evaluated for 15 days. No irritation was observed.

Dow Corning Corp. (1975) reported that when tested as a hydraulic fluid (99.7% as XF-21075), Dimethicone produced no reaction in the external ear, hyperemia after the sixth application to the intact abdomen that became moderate with slight edema after the ninth application, and slight hyperemia after the first application to the abraded abdomen.

CTFA (1977b) reported that Dimethicone (100%), applied to the clipped skin of three male Hartley guinea pigs once a day for 3 consecutive days (it was not stated whether or not the site was covered), produced no reaction.

Irritation Barrier*Dimethicone*

A cream containing 10% Dimethicone was investigated as a barrier against dermal irritation. The cream was applied to one side of the clipped back of female guinea pigs. Plastic syringe reservoirs containing the irritants toluene, mineral oil, sodium hydroxide, and sodium lauryl sulfate (SLS) were applied for exposure times of 2 or 24 h. Each irritant was tested on three guinea pigs. Punch biopsies were taken from the test site and were examined for pathologic changes. The cream did not significantly protect against irritation by toluene or sodium hydroxide. It did protect against SLS-induced irritation when the SLS had been applied in a hydrophobic phase, but not when a water solution was used. The cream protected against mineral oil-induced skin changes (Mahmoud, Lachapelle, and van Neste 1984).

Dermal Sensitization*Dimethicone*

Dow Corning Corp. (1985) applied a gel containing 79% Dimethicone (Q7-2167/68) to the clipped and depilated backs of 10 male Hartley albino guinea pigs. Four 48-h occlusive patches (0.1 ml) were applied in 10 days. At the third application, 0.2 ml Freund's complete adjuvant (FCA) was injected intradermally near the test site. Sites were evaluated at the time of patch removal. Following a 10-day nontreatment period, guinea pigs were challenged at an unexposed site. Challenge reactions were evaluated at 24, 48, and 72 h postapplication. Positive- and negative-control groups (five guinea pigs in each group) were maintained. Hyperemia and edema were each scored on 0-4 scales. Observations during induction were not reported. No reactions were observed at challenge.

Hazleton France (1989) tested a trade mixture (containing >90% Dimethicone) using the Magnusson-Kligman protocol. On induction day 1, groups of 20 Dunkin-Hartley guinea pigs (10 of each sex) received three series of two injections consisting of (1) FCA alone, (2) a 50% w/w solution of the test article alone, and (3) FCA plus test article. Because pretesting established that the test article was not an irritant, an SLS patch was applied on day 8. A 48-h occlusive patch of the test material as supplied was applied on day 9. Following an 11-day nontreatment period, a 24-h patch of the test article was applied to a previously unexposed site. Challenge sites were evaluated 24 and 48 h after patch removal. A control group was treated with water. No reactions were observed at challenge.

National Institute of Environmental Health Sciences (1990) reported a study in which Dimethicone fluid was applied (20 µl) to shaved and dermabraded dorsal sites on sixteen female B6C3F₁ mice daily for 8 days. Seven days later, mice were

challenged on the dorsal and ventral sides of the left external ear. A hypersensitivity reaction was measured by both the radioisotopic incorporation assay ($[^{125}\text{I}]$ -Iododeoxyuridine (IUDR) was injected into the tail vein of all mice the day before challenge) and the mouse ear swelling test (MEST). Following the MEST test, all mice were killed except for eight of the Dimethicone group. The challenged and untreated external ears of killed mice were biopsied and counted in a gamma counter. Seven days later, the eight remaining mice were joined with another group of eight mice that had been treated with saline for 5 days. All of these mice were challenged with an application of Dimethicone on the left external ear and again analyzed by the MEST assay for 2 days. The authors concluded that Dimethicone did not produce a contact hypersensitivity reaction.

Dow Corning Corp. (1991) tested a Dimethicone liquid (Q7-2867) following a modified split-adjuvant protocol. The liquid (0.2 ml) was applied under gauze to 10 male Hartley guinea pigs. Four 48-h occlusive patches were applied in 10 days. FCA was injected at the third application and application of the fourth patch occurred 72 h later. Following a 12-day nontreatment period, a 24-h challenge patch was applied to an unexposed site. Challenge reactions were evaluated at 24, 48, and 72 h post application. Two negative-control groups (saline and alcohol), one positive-control group, and a vehicle-control group were maintained. No irritation was noted during induction, and the Dimethicone liquid did not produce any reactions at challenge.

Ocular Toxicity

Dimethicone

Dow Corning Corp. (1953) reported that Dimethicone (as XF-409) produced very slight pain and irritation for a few hours after instillation into rabbit eyes (number not stated) regardless of whether the eye was subsequently rinsed or unrinsed.

Dow Corning Corp. (1954b) tested Dimethicone as 200 fluid in four studies using rabbits. Dimethicone was reported to produce a slight conjunctival irritation that subsided in 24 h when tested undiluted in rinsed and unrinsed eyes.

Another study (Dow Corning Corp. 1957a) observed essentially no irritation when electrical-grade silicone fluid was tested undiluted, although slight pain and conjunctivitis, which subsided in 24 h, were noted when the electrical-grade silicone fluid was instilled as a 10% solution in propylene glycol. Treated and untreated electrical-grade fluid instilled as a single dose or daily for 5 days produced conjunctival irritation that was slow to heal; the irritation was more severe following repeated exposure (Dow Corning Corp. 1957b).

Dow Corning Corp. (1959) reported very slight but definite conjunctival irritation in another repeated-dose study using rabbits, but details were not available.

Dow Corning Corp. (1968) stated that Dimethicone at 10% and 29% in trade formulations produced essentially no irritation. Slight conjunctivitis or iritis was noted with 35%, but lesions had cleared in 24 h.

Dow Corning Corp. (1970) stated that Dimethicone (as XF-1-3753) produced a very slight conjunctival response in a rabbit that subsided within 24 h.

Dow Corning Corp. (1972b) stated that Dimethicone, as a 50% aqueous dispersion (XEF-4-3561), produced slight conjunctivitis in rabbits at 1 h; the conjunctivitis cleared by 24 h.

Dow Corning Corp. (1975) stated that Dimethicone (as XF 2-1075) produced essentially no response when tested in rinsed and unrinsed rabbit eyes.

Hazleton Labs (1975) reported that although Dimethicone (50% in SM2080) was a mild irritant to rabbit eyes following a 2- or 4-s rinsing, it was a severe irritant to unrinsed eyes.

CTFA (1977c) reported that Dimethicone produced a conjunctival reaction when instilled into one conjunctival sac of each of three rabbits. The total score was 4.7 (maximum 110). It was considered a "minimal irritant."

Dow Corning Corp. (1977, 1978a, 1978b) tested three heat-transfer fluids (containing Dimethicone) on six rabbits. The protocol used was not reported but the conjunctiva, cornea, and iris were observed 24 h, 48 h, 72 h, and 7 days after exposure. Two fluids produced no reaction (Dow Corning Corp. 1978a, 1978b), the third produced conjunctival redness in all rabbits and conjunctival chemosis in two rabbits at the 24-h observation (Dow Corning Corp. 1977). The chemosis had cleared by 48 h, whereas the redness persisted through the 72-h scoring, but cleared by day 7. The cornea and iris were not affected.

The Bushy Run Research Center (1984) reported that a 0.1-ml dose of a trade mixture (15% Dimethicone) produced moderate corneal injury, iritis, and conjunctival irritation in all of the six rabbits. A 0.01-ml dose produced moderate conjunctival irritation in all rabbits and moderate iritis in two. A 0.005-ml dose produced minor to moderate conjunctival irritation in all rabbits that cleared in five of six rabbits by 72 h.

Hazleton France (1989) reported that Dimethicone (a major component of trade mixture) was a slight irritant when instilled into one eye of six rabbits followed by a 72-h observation period.

Springborn Labs (1991) instilled 0.1 ml of a trade mixture (containing >90% Dimethicone) into one eye of each of six rabbits, followed by a 7-day observation period. The authors concluded that Dimethicone was a nonirritant based on the European Commission evaluation criteria.

Five 35% aqueous emulsions tested separately produced slight conjunctivitis in rabbits that cleared within 2 days with no corneal damage, although one emulsion produced "immediate and painful irritation" when first instilled (Dow Corning Corp. 1950).

Methicone

Three undiluted methicone oils were each instilled (0.1 ml) into one conjunctival sac of each of two albino rabbits (sex, species, body weights were not given). The contralateral eye served as the control. One dosed eye was rinsed 20 s after exposure with tap water for one min; the other dosed eye was not rinsed. Eyes were examined by a hand slit lamp at 1 and 4 h, and

at 1, 2, and 3 days. None of the three oils produced corneal injury; DF 1040 produced minimal congestion of the iris at 1 h; and all produced mild conjunctival redness that lasted up to 2 days (Dupont De Nemours & Co. 1966).

Vinyl dimethicone

A substance identified as "vinyl dimethylsiloxyl-terminated polydimethylsiloxane" (CAS no. 68083-19-2) was instilled (0.1 ml undiluted) into the lower conjunctival sac of one eye of six New Zealand rabbits. Eyes were scored for 7 days using the Draize scale. Minor conjunctivitis was noted; the conjunctivitis cleared within 1 to 2 days. The maximum mean score was 6.0 (Myers and Ballantyne 1993).

REPRODUCTIVE AND DEVELOPMENTAL TOXICOLOGY

Oral

Dimethicone

The Food and Drug Research Labs (1966) tested Dimethicone-containing fluids in oral studies to investigate possible atrophic changes in rat seminal vesicles. The test material was administered directly into the stomach of 10 male Sprague-Dawley rats at a dose of 3.3 ml/kg/day for 6 days. A control group received saline. Feed and water were available ad libitum. Rats were killed at the end of dosing and necropsy was performed. Final body weight and the weight of the seminal vesicles were measured. A Dimethicone sample (TX-158F) produced a significant reduction in the average seminal vesicle to body weight ratio but not in absolute organ weight. Two other Dimethicone samples had no adverse effect.

Atlas Chemical Industries (1970) reported a study in which a medical grade antifoam compound (93% Dimethicone) was given orally to pregnant Wistar rats on gestational days (GDs) 6 to 15 at doses of 0.38, 1.20, and 3.80 g/kg/day. The highest dose was selected to represent 70 times the recommended clinical dose for the treatment of intestinal gas and 1000 times that recommended to treat peptic ulcers. A control group received tap water. Rats were examined by laparotomy on GD 20 at which time fetuses were removed from the uterus. Dams were killed and the ovaries were examined for corpora lutea. The authors concluded that Dimethicone at any dose did not induce significant differences in fetal viability at laparotomy, resorptions, average weight, and gross external, soft tissue, and skeletal anomalies.

Siddiqui (1994) fed an antifoam compound (food-grade Dimethicone) to time-mated New Zealand white rabbits at concentrations of 0%, 0.5%, 1.0%, and 2.5% on GDs 6 to 19. Females were observed daily for clinical signs of toxicity. On gravid day 29, confirmed-pregnant females (20 to 22 per group) were evaluated for gestational outcome. Each live fetus was examined for external, visceral, and skeletal malformations. No overt signs of toxicity in the dams, and no statistically significant differences in feed consumption were observed between

treated and control rabbits. No adverse effects were noted in mean maternal body weight or liver weight. The incidence of resorptions among the total fetal population was not altered by feeding the antifoam compound. Male and female pup weights were not affected by the maternal treatment. No significant treatment related adverse effects in the incidence of external, visceral, or skeletal abnormalities were observed.

Dermal

Dimethicone

Kennedy et al. (1976) applied 200 mg/kg Dimethicone (medical grade fluid, 350 cs; suspended in either corn oil or sesame oil in a 1:5 ratio) to the shaved backs of groups of 15 pregnant rabbits on GDs 6 to 18. Other groups received subcutaneous injections of 20, 200, or 1000 mg/kg Dimethicone (diluted in sesame oil, or undiluted at the highest dose). Vehicle control groups were treated with corn oil or sesame oil. Litters were delivered by cesarean section on day 29. The uterus and other genital organs of each dam were inspected. Implantation sites and live and dead pups were counted. Live pups were incubated for 24 h and then killed. Dead pups and two thirds of those killed were cleared and stained for skeletal examination. The remaining pups were necropsied. The investigators considered that the vehicles, corn, and sesame oil had an effect on the incidence of resorptions. No treatment-related fetal abnormalities were found. The incidence of talipes varus in the 200-mg/kg group was at or above the upper limit for historical controls, but the abnormality was not detected at the 1000 mg/kg dose.

Following the same protocol, these authors applied Dimethicone (225 fluid, 10 cs) suspended in corn oil (1:5) (200 mg/kg) to the shaven backs of groups of 15 pregnant rabbits on GDs 6 to 18. Treatment did not affect maternal body weight, weight gains, number of implantation or resorption sites, or viable fetuses. Umbilical hernia was noted in one pup each of the treated and control group; one treated pup had talipes varus. No other abnormalities were observed and 24-h survival was comparable between treated and control pups (Kennedy et al. 1976).

In a study by an unknown author, retrieved from the National Technical Information Service (NTIS 1987a), motor oil containing an unspecified amount of Dimethicone was applied undiluted to the shaved backs of the parental (P_1) and first (F_1) generation of Sprague-Dawley rats, 7 days a week for an 8 week premating period, 3-week mating period, and throughout gestation and lactation. Doses applied were 0.1, 0.4, and 1.5 ml/kg. Twenty pregnant P_1 females from each dose group underwent natural parturition; the remaining 20 were killed on GD 13 and the uteri content was examined for implants. A single male and female were selected from each F_1 litter to produce the F_2 generation; dermal treatment began one day after weaning. All F_1 females were allowed a natural parturition. P_1 and F_1 males were killed at the end of mating. F_2 rats were not treated and were killed at weaning.

No statistically significant difference was detected in the mortality or survival rates in F_1 litters on day 0 (parturition). However, mortality after day 0 was significantly decreased in the

0.4- and 1.5-ml/kg groups. In contrast, mortality in the F₂ litter was significantly increased in the 0.4-ml/kg group on day 0. Body weights and weight gains were significantly reduced in adult F₁ male rats of the 1.5-ml/kg group beginning on week 7 and continuing throughout the mating period. Absolute testes weight was also significantly reduced in these males, but the relative testes to body weight ratio was not significantly different from controls.

Gestating dam body weights were significantly increased in the 0.1- and 0.4-ml/kg group compared to sham controls. No significant differences were noted in F₁ or F₂ litter body weight or body weight gains. External appearance and microscopic features of the F₁ and F₂ skeletal systems were comparable to controls. Mild dermal irritation was observed in P₁ and F₁ rats. Mild epidermal acanthosis was observed in P₁ and F₁ rats of the 1.5-ml/kg group. According to the authors, the motor oil did not induce any significant alterations in the reproductive performance of either the P₁ or F₁ generation (NTIS 1987a).

In a study by an unknown author, retrieved from the National Technical Information Service (NTIS 1987b), motor oil containing an unknown concentration of Dimethicone was applied undiluted (1.5 ml/kg) to the shaved back of 20 timed-pregnant Sprague-Dawley rats on GDs 6 to 15. A sham-control was maintained. No deaths occurred during the study. Mean dam and litter body weight, pup viability, incidence of external, soft tissue, and skeletal abnormalities were comparable between treated and control animals.

GENOTOXICITY

Dimethicone

Mutagenicity studies done on Dimethicone are summarized in Table 4. Dimethicone, tested pure or in a trade mixture, was not mutagenic in either in vitro studies using bacterial or mammalian cells, or in vivo studies using mammalian systems.

CARCINOGENICITY

Oral

Dimethicone

Cutler et al. (1974) fed an antifoam compound containing 91% Dimethicone at 0.25% and 2.5% to groups of 100 outbred mice (50 of each sex) for 76 weeks. Another group received a single subcutaneous injection of the test material (0.2 ml) into the left flank. Silicone exposure was calculated to be 520 and 5200 mg/kg/day for the 0.25% and 2.5% oral dose groups, respectively, and 201 mg for the subcutaneous injection group. A control group for the oral-dose study was fed untreated feed and a control group for the injection study received an injection of liquid paraffin. Mice were killed at 80 weeks and necropsied.

Microscopic examination was done on any organ that appeared abnormal and sections from the lungs, heart, stomach, small intestine, spleen, liver, and kidneys from 20 mice of each group were examined. The liver, kidneys, spleen, and perirenal

fat of five mice that had been subcutaneously injected were analyzed for silicon. Ten mice of the 2.5% oral dose group were analyzed for whole-body silicon content.

Survival to week 80 was significantly ($p < 0.05$) less than controls for female mice fed 2.5% silicone (however, four had died from cage flooding, and the parameter was not significant when these deaths were excluded) and male mice injected with silicone (however, mice had been killed after the appearance of subcutaneous fibromas). A significantly greater percentage of males injected with silicone developed injection site cysts, had hair loss; a smaller proportion had silicone deposits in the urinary bladder.

Males of the 0.25% diet group had increased incidence of superficial ulceration of the stomach and females of this group had an increased incidence of lymphoid hyperplasia. Neither change was noted in the 2.5% diet group and thus was not considered treatment related. A reduced incidence of uterine atrophy was noted in the females of the 2.5% dietary group. No increase in the number of malignant or benign neoplasms was observed in mice that received silicone in the feed or by injection, compared to controls. In some instances, the incidence of certain benign neoplasms was lower in dosed mice, compared to controls. Analysis of tissue failed to detect silicone in samples obtained from orally dosed or subcutaneously injected mice (Cutler et al. 1974).

Dermal

Dimethicone

In a study by an unknown author, retrieved from the National Technical Information Service (NTIS 1987c), a motor oil containing an unspecified amount of Dimethicone was applied undiluted (50 μ l) to the shaved skin of 50 male C3H/HeN mice, twice weekly for life. The sites were not covered and the test material was not mechanically spread after its application. A sham-control group had 120 male mice. The study was terminated when the survival rate for each group reached $\leq 10\%$. Mice were necropsied, and tissue samples of the application site and stomach were prepared for microscopic examination.

Five control mice died accidentally during the study and were excluded from statistical analysis. The median life span was 79.5 weeks for treated mice and 79.0 weeks for control mice. Mean time-to-death and mortality rates were comparable between treated and control mice. At certain observations, treated mice had significantly greater mean body weight and body weight gains compared to control mice. The differences were not considered treatment related or of biological significance. The final effective number (number of mice alive at week 60 plus the number of dead mice with neoplasms prior to week 60) was 44 treated mice and 91 control mice.

No application site dermal neoplasms were microscopically confirmed in treated or control mice. Ulceration at the application site was observed in 8.0% of treated mice compared to 2.6% of control mice. One treated mouse had a palpable skin mass at the application site during week 65, which regressed by week 67. Epidermal hyperplasia at the application site was more evident

TABLE 4
Genotoxicity testing on Dimethicone

Test	Protocol and Dimethicone dose*	Results	Reference
Bacterial cell			
Ames assay: <i>Salmonella typhimurium</i> TA98, TA100, TA1535, TA1537, TA1538	Dimethicone (pure) tested at 33.3, 100, 333.3, 1000, 3333.3, and 10000 $\mu\text{g}/\text{plate} \pm \text{S9}$	Negative	SRI International 1980
Ames assay: <i>S. typhimurium</i> TA98, TA100, TA1535, TA1537, TA1538	Dimethicone (fluid at 100 and 1000 cs) tested at 0.5, 5, 100, and 500 $\mu\text{g}/\text{plate} \pm \text{S9}$	Negative	Dow Corning Corp 1978c
Ames assay: <i>S. typhimurium</i> TA98, TA100, TA1535, TA1537	Dimethicone mixture (unknown conc) tested at 50, 158, 500, 1580, and 5000 $\mu\text{g}/\text{plate} \pm \text{S9}$	Negative	NTIS 1988
<i>S. typhimurium</i> TA98, TA100, TA1535, TA1537, TA 1538	Trade mixture (to contain >90% Dimethicone) tested at 1, 5, 10, 50, 100 $\mu\text{l}/\text{plate} \pm \text{S9}$	Negative	Hazleton France 1988b
<i>S. typhimurium</i> TA98, TA100, TA1535, TA1537 and <i>Escherichia coli</i> WP2	Surfactant containing 3 wt.% Dimethicone was tested in ethanol at 100, 333, 1000, 3333, and 5000 $\mu\text{g}/\text{plate} \pm \text{S9}$	Negative	Microbiological Associates 1994
Bacterial reverse mutation: <i>S. typhimurium</i> TA98, TA100, TA1535, TA1537 and <i>E. coli</i> WP2	Ethanol extractions of CU-7439 (<0.1% Dimethicone) tested at 312.5, 625, 1250, 2500, and 5000 $\mu\text{g}/\text{plate} \pm \text{S9}$	Negative	Dow Corning Corp 1989e
Bacterial reverse mutation	X2-5169 (10% Dimethicone)	Negative	Dow Corning Corp 1986a
Bacterial reverse mutation	X2-3379 (28% Dimethicone)	Negative	Dow Corning Corp 1990a
Bacterial reverse mutation	X3-9626 (49% Dimethicone)	Negative	Dow Corning Corp 1986b
Bacterial reverse mutation	X2-3320 (59% Dimethicone)	Negative	Dow Corning Corp 1990b
Bacterial reverse mutation	Q7-2159A gel (79% Dimethicone)	Negative	Dow Corning Corp 1986c
Bacterial reverse mutation	Q7-2867	Negative	Dow Corning Corp 1990c
Mammalian cell line			
BALB/C-3T3 mouse cell transformation assay	Q7-2159A gel (79% Dimethicone) tested at 500, 1000, and 2000 $\mu\text{g}/\text{ml} \pm \text{S9}$	Negative	Dow Corning Corp 1986d
BALB/C-3T3 mouse cell transformation assay	Q7-2167/68 gel (79% Dimethicone) tested at 1250, 2500, 5000, and 10000 $\mu\text{g}/\text{ml} \pm \text{S9}$	Negative	Dow Corning Corp 1989f
Chinese hamster ovary (CHO) chromosome aberration assay	Q7-2167/68 gel (79% Dimethicone) tested at 625, 1250, 2500, 5000, and 10000 $\mu\text{g}/\text{ml} \pm \text{S9}$	Negative	Dow Corning Corp 1989g
CHO/HGPRT forward mutation assay	Q7-2159A gel (79% Dimethicone) tested at 31.3, 62.5, 125, 250, 500, and 1000 $\mu\text{g}/\text{ml} \pm \text{S9}$	Negative	Dow Corning Corp 1986e
CHO/HGPRT forward mutation assay	Q7-2167/68 gel (79% Dimethicone) tested at 312.5, 625, 1250, 2500, 5000, and 10000 $\mu\text{g}/\text{ml} \pm \text{S9}$	Negative	Dow Corning Corp 1989h

(Continued on next page)

TABLE 4
Genotoxicity testing on Dimethicone (*Continued*)

Test	Protocol and Dimethicone dose*	Results	Reference
Mammalian system			
Micronucleus test using Swiss/Webster mice	Ten mice (5 of each sex) received a single intraperitoneal injection of an extract of Q7-2159A gel (79% Dimethicone) in tissue culture fluid (dose 5 g/kg)—peripheral blood samples were taken at 24, 48, and 72 h post dosing. Micronuclei per 1000 polychromatic erythrocytes counted	Negative	Dow Corning Corp 1986f
Micronucleus test using CD-1 mice	Groups of 10 mice (5 of each sex) received a single intraperitoneal injection of an extract of Q7-2167/68 gel (79% Dimethicone) in ethanol (sterile water dilutions of the ethanol extract were made to obtain doses** of 1.25, 2.0, and 2.5 g/kg)—peripheral blood samples were taken at 24, 48, and 72 h post dosing. Micronuclei counted	Negative	Dow Corning Corp 1989i

*All studies used CAS no. 63148-62-9 to identify dimethyl silicones and siloxanes except for SRI International (1980), which used CAS no. 9006-65-9; all studies maintained appropriate positive- and negative-control groups; S9 activation prepared from an adult male rat liver; HGPRT (hypoxanthine guanine phosphoribosyl transferase) locus.

**Linear dimethylsiloxane at doses of 0.005, 0.008, and 0.01 g/kg; dimethyl cyclics at 0.01 to 0.02 g/kg.

in treated mice (17/50) than in control mice (1/115), suggesting to the author slight dermal irritation (NTIS 1987c).

CLINICAL ASSESSMENT OF SAFETY

Oral

Dimethicone

Bio-Research Labs (1985a) tested 350 cs Dimethicone fluid as a food additive. In a preliminary study, six men received the additive as 1% of the diet for 5 days (15 g), followed by a 2-day "washout" period. Subjects then received the additive as 2% of the diet for another 5 days (30 g), followed by another washout period. Blood, urine, and fecal samples were collected to assess absorption of selected nutrients. No anal leakage or major GI disturbances were reported. An increased frequency of bowel movements was reported. No changes in protein, carbohydrates, or vitamin A, D, or E were observed.

Bio-Research Labs (1985b) conducted a subsequent study in which seven male subjects received the additive in ascending doses of 2%, 3%, 4%, and 5% of the diet by weight for five consecutive 3-day periods. After this phase of the study, a bolus dose was given. One subject was withdrawn due to inability

to produce a fecal specimen until day 6. Three subjects were placed on control diets on day 10 after 3 days at the 3% dose because they experienced anal leakage. Another subject experienced leakage after the first day on the 4% diet; the next day (day 11), this subject, as well as the remaining two subjects, were all placed on the control diet. On day 14, all subjects received a bolus dose of 30 g of the additive (equal to the 2% daily intake dose) and the control diet was continued for another two days. No anal leakage was observed following the bolus.

Subjects experienced flatulence during the study but no other significant discomfort. An increase in the frequency of bowel movements was noted. No significant changes in vitamin K absorption, as estimated by serum prothrombin time and partial thromboplastin time values, were observed. A decrease in mean platelet count was noted following introduction of the test material, but the count returned to baseline values post study. An increase in the percentage of neutrophil count, accompanied by a decrease in the percentage of lymphocyte count with a slight decrease in total white blood cell count, was observed post study. Post study mean SGOT, SGPT, and BUN were decreased 14% to 16% from prestudy values. Post study mean values for alkaline phosphatase increased 8%, and total serum bilirubin

increased 54% (this increase was almost entirely accounted for by one subject). Weight loss of 2.7 to 5 kg was observed in three subjects. The significance of the clinical findings was not known (Bio-Research Labs 1985b).

Dermal Irritation

Dimethicone

Dimethicone, applied in a 24-h occlusive patch to the forearm, produced no irritation in 54 men (CTFA 1981).

Dermal Sensitization

Dimethicone

Hill Top Research (1984) conducted a repeated-insult patch test (RIPT) with a solution containing 5.0% w/v active Dimethicone in cyclomethicone. During induction, 10 24-h patches containing 0.3 ml of the test material were applied to the same site on the arm of 103 Caucasian subjects. Twenty subjects were withdrawn before study termination due to noncompliance unrelated to the test material. Subjects were challenged at an unexposed site. Sites were scored on a scale of 0 to 5. Patch application was either terminated or moved to another site if any reaction >1 was observed. The protocol was followed except for isolated instances of site scorings being conducted later than prescribed. Reactions were all ≤1. The investigators concluded that the test substance was neither an irritant nor a sensitizer.

Therapeutic

Dimethicone

Johnson (1976) tested a cream consisting of 2.5% Dimethicone in a hydrophilic base as an alternative to steroid creams in the treatment of allergic contact dermatitis. The cream contained no pharmacologically active ingredient. Participants included 56 patients with cutaneous disease considered "likely to respond" to an inactive cream, as well as 19 patients who were considered "not likely to respond." The panel consisted of 47 males and 28 females ranging in age from less than 2 years to 78 years old. Patients (or their parents/caregivers) were instructed to apply the cream to the affected area(s) four times per day for 14 days as well as after the affected areas had been washed. Panelists were instructed to avoid other therapy for the cutaneous disease.

The cutaneous disease characterized by dryness, roughness, scaling, and cracking of the skin were either cleared or improved by the therapy (46 of the 56 "likely responders"). Symptomatic relief and lessened discomfort was noted in some of the 19 "unlikely responders." The nonactive cream was considered a viable alternative in the treatment of cutaneous disease that did not require steroid therapy (Johnson 1976).

SUMMARY

Dimethicone is a fluid mixture of fully methylated linear siloxane polymers end-blocked with trimethylsiloxy units. Methicone is a linear monomethyl polysiloxane. The other dimethicones and methicones covered in this review are siloxane

polymers of Dimethicone and Methicone. Most of the data reviewed in this report are studies of Dimethicone.

Almost all of the 20 ingredients function as conditioning agents in cosmetic formulations. FDA reported seven of the ingredients used in 1998 in a total of 1884 formulations; CTFA reported 10 uses. The highest current concentration of use was 15%.

Dimethicone has both food and over-the-counter topical drug use. Its use in foods is limited by molecular weight.

Clinical and animal absorption studies generally reported that Dimethicone was not absorbed following oral or dermal exposure, although some absorption was seen in humans following ingestion of a Dimethicone sample containing low-molecular-weight polymers.

Dimethicone, Methicone, and Vinylmethicone were not acutely toxic following oral exposure. Mice and rats were dosed for 90 days with up to 10% Dimethicone without adverse effect. Changes in body weight or spleen weight were observed in some rat studies. Anal leakage was noted when Dimethicone fluids of low viscosity were used. Bile deposits in the Kupffer and hepatic cells were observed in dogs dosed with 3 g/kg/day for 6 months.

The dermal LD₅₀ for Dimethicone was >2 g/kg in rats and rabbits. The dermal LD₅₀ for Methicone was >20 ml/kg in rabbits. The dermal LD₅₀ for Vinylmethicone was >16 ml/kg in rabbits. No adverse reactions were found in rabbits following short-term dermal dosing with 6% to 79% Dimethicone. Adverse effects were noted with a hand cream formulation containing 1% Dimethicone (the other components of the cream were not disclosed).

Only limited inhalation toxicity data were available. A "200 fluid" did produce adverse effects in one study. Methicone and Vinylmethicone were negative in acute exposure studies using rats. Hexyl Methicone did produce toxic effects in Fischer F344/N rats—the LC₅₀ was 1.8 mg/L.

Most dermal irritation studies using rabbits classified Dimethicone as a minimal irritant. Studies that scored reactions according to the Draize scale reported PIs of ≤2.8 (with test samples containing 5% to 100% Dimethicone).

Dimethicone (tested undiluted and at 79%) was not a sensitizer in four assays using mice and guinea pigs. It was not a sensitizer at 5.0% in a clinical RIPT using 83 panelists. Vinylmethicone was not irritating to rabbits following a 4-h exposure.

Most ocular irritation studies using rabbits classified Dimethicone as a mild to minimal irritant. The most common finding was a conjunctival reaction. However, a few studies reported severe reactions. Similar to Dimethicone, Methicone and Vinylmethicone also produced conjunctival reactions.

Dimethicone was tested in numerous oral-dose (using rats) and dermal-dose (using rats, rabbits, monkeys) reproductive and developmental toxicity studies. In a few studies, treated males had significantly decreased body weight and/or decreased testes or seminal vesicles weights.

No treatment-related adverse findings were noted in dosed pregnant females or fetuses.

Dimethicone was negative in all mutagenicity assays. It was negative in both an oral (tested at 91%) and dermal (tested at an unknown concentration) dose carcinogenicity assay using mice.

DISCUSSION

The CIR Expert Panel considered it unlikely that any of these polymers would be significantly absorbed into the skin due to the large molecular weight of these polymers. Inhalation exposure, however, was of concern given the limited inhalation toxicity findings in the report. It was noted, however, that only a few of these ingredients are used in aerosol formulations and at a very low concentration. In addition, the Panel was informed that particles from cosmetic formulations containing these ingredients would not likely be inhaled. In particular, it was stated that expected particle sizes would primarily be in the range of 60 to 80 microns, and less than 1% would be under 10 microns, which is an upper limit for respirable particles. The Panel expects that the manufacture process for cosmetic formulations in which these ingredients are found and which may be inhaled would continue to produce particle size distributions that are not significantly respirable.

Overall, the safety test data in the report support the safety of these ingredients at the concentrations that they are known to be used in cosmetic formulations. Accordingly, the CIR Expert Panel was of the opinion that Stearoxy Dimethicone, Dimethicone, Methicone, Amino Bispropyl Dimethicone, Aminopropyl Dimethicone, Amodimethicone, Amodimethicone Hydroxystearate, Behenoxy Dimethicone, C24–28 Alkyl Methicone, C30–45 Alkyl Methicone, C30–45 Alkyl Dimethicone, Cetearyl Methicone, Cetyl Dimethicone, Dimethoxysilyl Ethylenediaminopropyl Dimethicone, Hexyl Methicone, Hydroxypropyldimethicone, Stearamidopropyl Dimethicone, Stearyl Dimethicone, Stearyl Methicone, and Vinyl dimethicone may be used safely in cosmetic formulations.

CONCLUSION

Based on the available data, the CIR Panel concludes that Stearoxy Dimethicone, Dimethicone, Methicone, Amino Bispropyl Dimethicone, Aminopropyl Dimethicone, Amodimethicone, Amodimethicone Hydroxystearate, Behenoxy Dimethicone, C24–28 Alkyl Methicone, C30–45 Alkyl Methicone, C30–45 Alkyl Dimethicone, Cetearyl Methicone, Cetyl Dimethicone, Dimethoxysilyl Ethylenediaminopropyl Dimethicone, Hexyl Methicone, Hydroxypropyldimethicone, Stearamidopropyl Dimethicone, Stearyl Dimethicone, Stearyl Methicone, and Vinyl dimethicone are safe as used in cosmetic products.

REFERENCES

Atlas Chemical Industries. 1969. DC Medical Antifoam 351 compound: A thirteen-week feeding study in dogs with cover letter dated 04/20/94. National Technical Information Service (NTIS) report no. OTS0590154.

Atlas Chemical Industries. 1970. Dow Corning Antifoam A (medical grade): A teratogenic potential study in rats with cover letter dated 04/20/94. NTIS report no. OTS0556591.

Bio-Research Labs. 1985a. Study of the tolerance to a Dow Corning food additive and its effects upon nutrient absorption, with cover letter dated 05/09/94. NTIS report no. OTS0557411.

Bio-Research Labs. 1985b. The study of the tolerance to a Dow Corning food additive (increase dose and bolus phase), with cover letter dated 05/09/94. NTIS report no. OTS0557412.

Bushy Run Research Center. 1984. Initial submission: silicone emulsion ALE-56: acute toxicity and primary irritancy studies (final report) with cover letter dated 04/03/92. NTIS report no. OTS0535978.

Carson, S., M. S. Weinberg, and B. L. Oser. 1966. Safety evaluation of Dow Corning 360 Fluid and Antifoam A. *Proc. Sci. Sect. Toilet Goods Assoc.* 45:8–19.

Child, G. P., H. O. Paquin Jr., and W. B. Deichmann. 1951. Chronic toxicity of the methylpolysiloxane "DC antifoam A" in dogs. *A. M. A. Archs. Ind. Hyg.* 3:479–3482.

Committee of Revision of the United States Pharmacopeial Convention. 1995. *The National Formulary*, 18th ed. Rockville: United States Pharmacopeial Convention, Inc. 2242–2243.

Cosmetic, Toiletry, and Fragrance Association (CTFA). 1977a. Primary skin irritation test: Dimethicone. Unpublished data submitted by CTFA. 1 page.²

CTFA. 1977b. Cumulative skin irritation test: Dimethicone. Unpublished data submitted by CTFA. 1 page.²

CTFA. 1977c. Eye irritation test: Dimethicone. Unpublished data submitted by CTFA. 1 page.²

CTFA. 1981. 24 h occlusive patch test in human: Dimethicone. Unpublished data submitted by CTFA. 2 pages.²

CTFA 1999. Concentration and product use data. Unpublished data submitted by CTFA. 4 pages.²

Cutler, M. G., A. J. Collings, I. S. Kiss, and M. Sharratt. 1974. A lifespan study of a polydimethylsiloxane in the mouse. *Food Cosmet. Toxicol.* 12:443–450.

Dow Corning Corp. No date. Product information for Dow Corning 200 fluids (standard viscosities 50–1000 mm²/s) for cosmetic and personal care products. Unpublished data submitted by CTFA. 2 pages.²

Dow Corning Corp. 1949. Results of acute oral and skin irritation tests conducted upon: DC mold release emulsion type P, and DC mold release emulsion type XE-18 with cover letter dated 04/20/94. NTIS report no. OTS0556484.

Dow Corning Corp. 1950. Results of range finding toxicological studies on DC 35A and DC 35B with cover letter dated 04/20/94. NTIS report no. OTS0590148.

Dow Corning Corp. 1953. DC XF-409 results of skin and eye irritation studies with cover letter dated 04/20/94. NTIS report no. OTS0556486.

Dow Corning Corp. 1954a. Explanation of significance of toxicological and clinical data submitted for Antifoam A relative to Dow Corning 151 emulsion with cover letter dated 04/20/94. NTIS report no. OTS0590150.

Dow Corning Corp. 1954b. The results of range finding toxicological tests on Dow Corning 710, 555, and 200 fluids, PA-type fluid, Dow Corning 133-1-12A and light mineral oil with cover letter dated 04/20/94. NTIS report no. OTS0556487.

Dow Corning Corp. 1956. The physiological assimilation of Dow Corning 200 Fluid with cover letter dated 04/20/94. NTIS report no. OTS0556488.

Dow Corning Corp. 1957a. Comparison of 200 fluid, treated and untreated, insofar as eye contact irritation is concerned with attachments and cover letter dated 04/20/94. NTIS report no. OTS0556492.

Dow Corning Corp. 1957b. Results of comparative tests on 200 fluid lot no. AA2921 (electrical grade), treated and untreated (3-14-57) with cover letter dated 04/20/94. NTIS report no. OTS0556491.

²Available from Director, Cosmetic Ingredient Review, 1101 17th Street, NW, Suite 310, Washington, DC 20036, USA.

- Dow Corning Corp. 1959. Comparative eye irritation of specially prepared Dow Corning 200 fluid with cover letter dated 04/20/94. NTIS report no. OTS0556495.
- Dow Corning Corp. 1968. Eye irritation potential of several Dow Corning emulsions with cover letter dated 04/20/94. NTIS report no. OTS0556579.
- Dow Corning Corp. 1969. Seven day subacute dermal toxicity study on three foot protector formulations with cover letter dated 04/20/94. NTIS report no. OTS0556588.
- Dow Corning Corp. 1970. Range finding toxicity studies on Dow Corning XF-1-3753 with cover letter dated 04/20/94. NTIS report no. OTS0556594.
- Dow Corning Corp. 1972a. Analysis of excreted Dow Corning 360 fluid from oral dosing of rhesus monkey with cover letter dated 04/20/94. NTIS report no. OTS0572183.
- Dow Corning Corp. 1972b. Acute toxicological properties and industrial handling hazards of Dow Corning XEF-4-3561 emulsion with cover letter dated 04/20/94. NTIS report no. OTS0572181.
- Dow Corning Corp. 1972c. The select effects of 20 cs DC-360 fluid and related linear/cyclic dimethylpolysiloxanes administered orally and dermally for 4 weeks to rats with cover letter dated 04/20/94. NTIS report no. OTS0590155.
- Dow Corning Corp. 1974. Pharmacokinetic and metabolic studies on Dow Corning Antifoams A and M in mice, monkeys, and humans with cover letter dated 4/10/94. NTIS report no. OTS0572209.
- Dow Corning Corp. 1975. Acute toxicological properties and industrial handling hazards of Dow Corning XF 2-107, an experimental hydraulic fluid with cover letter dated 04/20/94. NTIS report no. OTS0572227.
- Dow Corning Corp. 1977. Acute toxicological properties of Dow Corning X2-1133 heat transfer fluid when tested according to the regulations of FHSA with cover letter dated 04/20/94. NTIS report no. OTS0572261.
- Dow Corning Corp. 1978a. Acute toxicologic properties of Dow Corning X2-1162 heat transfer fluid when tested according to the regulations of FHSA with cover letter dated 04/20/94. NTIS report no. OTS0572281 or OTS0572278.
- Dow Corning Corp. 1978b. Acute toxicologic properties of syltherm 444 heat transfer fluid when tested according to the FHSA regulations with cover letter dated 04/20/94. NTIS report no. OTS0572282.
- Dow Corning Corp. 1978c. Mutagenicity evaluation of Dow Corning 200 Fluid in the Ames bacterial assay system with cover letter dated 04/20/94. NTIS report no. OTS0572280.
- Dow Corning Corp. 1985. Skin sensitization study of Dow Corning Z7-2167/8 in Hartley albino guinea pigs with cover letter dated 04/20/94. NTIS report no. OTS0590134.
- Dow Corning Corp. 1986a. Genetic evaluation of Dow Corning X2-5169 surfactant in bacterial reverse mutation assays with cover letter dated 04/20/94. NTIS report no. OTS090142.
- Dow Corning Corp. 1986b. Genetic evaluation of Dow Corning X3-9626 in bacterial reverse mutation assays with cover letter dated 04/20/94. NTIS report no. OTS090137.
- Dow Corning Corp. 1986c. Genetic evaluation of Dow Corning Q7-2159A medical gel extract in bacterial reverse mutation assays with cover letter dated 04/20/94. NTIS report no. OTS0590136.
- Dow Corning Corp. 1986d. Genetic evaluation of Dow Corning Q7-2159A in the in vitro mammalian cell transformation assay with cover letter dated 04/20/94. NTIS report no. OTS0590144.
- Dow Corning Corp. 1986e. Genetic evaluation of Dow Corning Q7-2159A in the CHO/HGPRT forward mutation assay with cover letter dated 04/20/94. NTIS report no. OTS0590140.
- Dow Corning Corp. 1986f. Genetic evaluation of Dow Corning Q7-2159A medical gel extract in the rodent micronucleus assay with cover letter dated 04/20/94. NTIS report no. OTS0590143.
- Dow Corning Corp. 1989a. Single and repeated dose pharmacokinetic studies of polydimethylsiloxanes in the rat with cover letter dated 04/20/94. NTIS report no. OTS0590100.
- Dow Corning Corp. 1989b. 90-Day subchronic oral toxicity study with polydimethylsiloxane fluid in the mouse with cover letter dated 04/20/94. NTIS report no. OTS0590096.
- Dow Corning Corp. 1989c. 90-Day sub-chronic oral toxicity study with polydimethylsiloxane fluids in the rat with cover letter dated 04/20/94. NTIS report no. OTS0590098.
- Dow Corning Corp. 1989d. 90-Day sub-chronic oral toxicity study with polydimethylsiloxane fluids in male rats with cover letter dated 04/20/94. NTIS report no. OTS0590099.
- Dow Corning Corp. 1989e. Genetic evaluation of Dow Corning CU-7439 in bacterial reverse mutation assay with cover letter dated 04/20/94. NTIS report no. OTS0590092.
- Dow Corning Corp. 1989f. Genetic evaluation of Dow Corning Q7-2167/68 in the in vitro mammalian cell transformation assay with cover letter dated 04/20/94. NTIS report no. OTS0590090.
- Dow Corning Corp. 1989g. Genetic evaluation of Dow Corning Q7-2167/68 in the CHO chromosome aberration assay with cover letter dated 04/20/94. NTIS report no. OTS0590091.
- Dow Corning Corp. 1989h. Genetic evaluation of Dow Corning Q7-2167/68 in the CHO/HGPRT forward mutation assay with cover letter dated 04/20/94. NTIS report no. OTS0590089.
- Dow Corning Corp. 1989i. Genetic evaluation of Dow Corning Q7-2167/68 in the rodent micronucleus assay with cover letter dated 04/20/94. NTIS report no. OTS0590094.
- Dow Corning Corp. 1990a. Genetic evaluation of Dow Corning X2-3379 in bacterial reverse mutation assays with cover letter dated 04/20/94. NTIS report no. OTS0590110.
- Dow Corning Corp. 1990b. Genetic evaluation of Dow Corning X2-3320 in bacterial reverse mutation assays with cover letter dated 04/20/94. NTIS report no. OTS0590111.
- Dow Corning Corp. 1990c. Genetic evaluation of silastic Q7-2867 (polydimethylsiloxane) in bacterial reverse mutation assays with cover letter dated 04/20/94. NTIS report no. OTS0590116.
- Dow Corning Corp. 1991. Guinea pig skin sensitization study of silastic Q7-1867 keratosis implant with cover letter dated 04/20/94. NTIS report no. OTS0572313.
- Dupont De Nemours & Co. 1966. Toxicity studies on polydimethylsiloxane, methylpolysiloxane and [2,2-bis(chloromethyl)-1,3-propanediyl]tetraakis(2-chloroethyl)phosphate with cover letter dated 07/30/93. NTIS report no. OTS0537788.
- European Commission. 2003. Cosmetics Directive 76/768/EEC, as amended. <http://pharmacos.eudra.org/F3/home.html>
- Federation of American Societies for Experimental Biology (FASEB). 1981. Evaluation of the health aspects of methylpolysiloxanes as food ingredients. NTIS report no. PB81-229239.
- Food and Agriculture Organization of the United Nations/World Health Organization (FAO/WHO). 1994. *Summary of evaluations performed by the joint FAO/WHO Expert Committee on Food Additives (JECFA)*. United States: International Life Sciences Institute.
- Food and Drug Administration (FDA). 1978. Skin protectant drug products for over-the-counter human use. Establishment of a monograph; notice of proposed rulemaking *Fed. Register* 43:34628-34648.
- FDA. 1984. Cosmetic product formulation and frequency of use data. *FDA database*. Washington, DC: FDA.
- FDA. 1990. Skin protectant drug products for over-the-counter human use; proposed rulemaking for diaper rash drug products. *Fed. Register* 55:25204-25232.
- FDA. 1998. Cosmetic product formulation data. *FDA database*. Washington, DC: FDA.
- Food and Drug Research Labs. 1966. Rat biological assay of polysiloxanes with cover letter dated 04/20/94. NTIS report no. OTS0556519.
- Food and Drug Research Labs. 1977a. Acute oral toxicity in rats of a white emulsion (35.5% dimethylpolysiloxane). One of various acute studies on silicones submitted by General Electric. NTIS report no. OTS0539961.
- Food and Drug Research Labs. 1977b. Acute oral toxicity in rats of a white emulsion (38.0% dimethylpolysiloxane). One of various acute studies on silicones submitted by General Electric. NTIS report no. OTS0539961.

- Food and Drug Research Labs. 1977c. Acute oral toxicity in rats of a rose colored paste (81.8% dimethylpolysiloxane). One of various acute studies on silicones submitted by General Electric. NTIS report no. OTS0539961.
- Food and Drug Research Labs. 1977d. Acute oral toxicity in rats of a salmon colored putty (85.8% dimethylpolysiloxane). One of various acute studies on silicones submitted by General Electric. NTIS report no. OTS0539961.
- Food and Drug Research Labs. 1977e. Acute oral toxicity in rats of a rose colored paste (85.5% dimethylpolysiloxane). One of various acute studies on silicones submitted by General Electric. NTIS report no. OTS0539961.
- Food and Drug Research Labs. 1978. Acute oral toxicity in rats of a caulking material (3.26% dimethylpolysiloxane). One of various acute studies on silicones submitted by General Electric. NTIS report no. OTS0539961.
- Food and Drug Research Labs. 1979a. Acute oral toxicity in rats of a caulking compound—Uncured (3.26% dimethylpolysiloxane). One of various acute studies on silicones submitted by General Electric. NTIS report no. OTS0539961.
- Food and Drug Research Labs. 1979b. Acute oral toxicity in rats of an adhesive sealant—Uncured (6.9% dimethylpolysiloxane). One of various acute studies on silicones submitted by General Electric. NTIS report no. OTS0539961.
- Food and Drug Research Labs. 1980. Acute oral toxicity in rats of a white opaque semi-solid material (15.7% dimethylpolysiloxane). One of various acute studies on silicones submitted by General Electric. NTIS report no. OTS0539961.
- Food and Drug Research Labs. 1981. Acute oral toxicity in rats of a white caulking (15.7% dimethylpolysiloxane). One of various acute studies on silicones submitted by General Electric. NTIS report no. OTS0539961.
- Glohuber, C., and G. Hecht. 1955. Pharmacological examinations of silicones. *Arzneimittel-Forschung* 5:10–12.
- Goldschmidt Chemical Corp. 1998. Cosmetic ingredient chemical description forms for stearoxy dimethicone, dimethicone, cetyl dimethicone, and stearyl dimethicone. Unpublished data submitted by CTFA. 22 pages.²
- Harvey, S. C. 1990. Topical drugs. In *Remington's pharmaceutical sciences*, 18th ed., ed. A. R. Gennaro, 758–759. Easton, PA: Mack Publishing.
- Hazleton France. 1988a. Test to evaluate the acute toxicity of AK 350 containing siloxanes and silicones, Di-Me following a single cutaneous application (limit test) in the rat, with cover letter dated 6/17/94. NTIS report no. OTS0557443.
- Hazleton France. 1988b. Salmonella typhimurium mammalian microsome plate incorporation assay of silicone 81 AK 350 containing siloxanes and silicones, Di-Me with cover letter dated 6/17/94. NTIS report no. OTS0557442.
- Hazleton France. 1989. Letter from Wacker Silicones Corp to US EPA regarding toxicological studies with AK 350 containing silicones and siloxanes, Di-Me with attachments dated 6/17/94. NTIS report no. OTS0557444.
- Hazleton Labs. 1953. Acute inhalation toxicity masonry water repellents and constituents with cover letter dated 04/20/94. NTIS report no. OTS0556485.
- Hazleton Labs. 1975. Initial submission: Letter concerning several enclosed acute toxicity tests on several chemicals with attachments. NTIS report no. OTS0534570.
- Hill Top Research. 1967. Range-finding acute toxicity and irritation studies on DC 36 emulsion, lot 696, with cover letter dated 04/20/94. NTIS report no. OTS0556542.
- Hill Top Research. 1984. Repeated insult patch test with 5% dimethyl siloxanes and siloxanes in decamethylcyclopentasiloxane with cover letter dated 04/28/94. NTIS report no. OTS0572502.
- Hobbs, E. J., O. E. Fancher, and J. C. Calandra. 1972. Effect of selected organopolysiloxanes on male rat and rabbit reproductive organs. *Toxicol. Appl. Pharmacol.* 21:45–54.
- IIT Research Institute. 1994. An acute inhalation toxicity study of Dow Corning X2-1731 volatile fluid in albino rats with cover letter dated 4/10/95. NTIS report no. OTS0554062-1.
- Johnson, A. 1976. Nonsteroid skin cream in traumatic dermatoses; a clinical open evaluation. *Med. J. Aust.* 1:111–113.
- Kennedy, G. L., Jr., M. L. Keplinger, J. C. Calandra, and E. J. Hobbs. 1976. Reproductive, teratologic and mutagenic studies with some polydimethylsiloxanes. *J. Toxicol. Environ. Health* 1:909–920.
- Leopold, C. S., and B. C. Lippold. 1995. Enhancing effects of lipophilic vehicles on skin penetration of methyl nicotinate in vivo. *J. Pharm. Sci.* 84:195–198.
- Leopold, C. S., and H. I. Maibach. 1996. Effect of lipophilic vehicles on in vivo skin penetration of methyl nicotinate in different races. *Int. J. Pharm.* 139:161–167.
- Locock, R. A. 1971. Review of the antacids. *Can. Pharm. J.* 104:86–89.
- MacDonald, W. E., G. E. Lanier, and W. B. Deichmann. 1960. The subacute oral toxicity to the rat of certain polydimethylsiloxanes. *Arch. Ind. Health* 21:514–518.
- Mahmoud, G., J. M. Lachapelle, and D. van Neste. 1984. Histological assessment of skin damage by irritants: Its possible use in the evaluation of a 'barrier cream'. *Contact Dermatitis* 11:179–185.
- Microbiological Associates. 1994. Salmonella/Escherichia coli preincubation mutagenicity assay: a confirmatory assay of Dabco Dow Corning 5143 surfactant, with cover letter dated 4/26/95. NTIS report no. OTS0557689.
- Mellon Institute. 1993. Letter from Union Carbide to EPA submitting multiple toxicity studies on siloxanes and silicones. NTIS report no. OTS0537811.
- Ministry of Health, Labor and Welfare (MHLW). 2001. Unofficial translation of MHLW ordinance no. 331, including attached tables. Ministry of Health, Labor and Welfare, Pharmaceutical and Medical Safety Bureau, Inspection and Guidance Division, 2-2, 1-chome, Kasumigaseki, Chiyoda-ku, Tokyo 100-8045, Japan.
- Myers, R. C., and B. Ballantyne. 1993. Acute toxicologic evaluation of vinyl dimethylsiloxy-terminated polydimethylsiloxane. *J. Am. Coll. Toxicol.* 12:591.
- National Institute of Environmental Health Sciences. 1990. Assessment of contact hypersensitivity to polydimethylsiloxane fluid in female B6C3F1 mice. Report to the National Toxicology Program. NTIS report no. PB94-121449.
- National Technical Information Service (NTIS). 1987a. Two generation reproduction toxicity study of experimental motor oil in rats with cover letter dated 07/30/93. NTIS report no. OTS0537799.
- NTIS. 1987b. Teratologic evaluation of dermally administered experimental motor oil in rats with cover letter dated 07/30/93. NTIS report no. OTS0537798.
- NTIS. 1987c. Lifetime dermal tumorigenesis study in mice with cover letter dated 07/30/93 [sanitized]. NTIS report no. OTS0537797.
- NTIS. 1988. Assessment of mutagenic potential in histidine auxotrophs of salmonella typhimurium with cover letter dated 7/27/93. NTIS report no. OTS0537780.
- Nikitakis, J. M., and G. N. McEwen Jr. 1990. *CTFA compendium of cosmetic ingredient composition*. Washington, DC: CTFA.
- Registry of Toxic Effects of Chemical Substances (RTECS). 1998. Vinyl dimethicone. *RTECS database*. Bethesda, MD: National Library of Medicine.
- Rowe, V. K., H. C. Spencer, and S. L. Bass. 1950. Toxicologic studies on certain commercial silicones. *Arch. of Ind. Hyg. Med.* 1:539–544.
- Siddiqui, W. H. 1994. Developmental toxicity evaluation of Dow Corning® Antifoam A compound, food grade in rabbits. *Teratology* 49:397.
- Springborn Labs. 1991. Acute toxicity studies with syltherm XLT in rats and rabbits with cover letter dated 06/04/93. NTIS report no. OTS0534570.
- SRI International. 1980. Microbial mutagenesis testing of substances; compound report F76-060, dimethylpolysiloxane. NTIS report no. PB89-178644.
- Toxikon Corp. 1991. Primary vaginal irritation study of Dow Corning X7-0008 mucoadhesive paste with cover letter dated 04/20/94. NTIS report no. OTS0572308.
- University of Birmingham. 1967a. Studies on silicone antifoam compound, MS Antifoam M (formerly F 9816), acute feeding study with cover letter dated 04/20/94. NTIS report no. OTS0556571.
- University of Birmingham. 1967b. Studies on silicone antifoam compound F 9816 with cover letter dated 04/20/94. NTIS report no. OTS0556572.
- University of Birmingham. 1968. Studies on silicone antifoam compound, MS Antifoam M (formerly F 9816). 120-Day feeding test in dogs with cover letter dated 04/20/94. NTIS report no. OTS0556581.
- Wenninger, J. A., R. C. Canterbury, and G. H. McEwen Jr. 2000. *International cosmetic ingredient dictionary and handbook*, 8th ed., vol. I & II. Washington, DC: CTFA.

2019 VCRP Frequency of Use Data

CATEGORY	CAS_ NUMBER	MAINTERM	CPIS_ COUNT
05I - Other Hair Preparations	999002112	AMINO BISPROPYL DIMETHICONE	1
03G - Other Eye Makeup Preparations	977185264	AMINOPROPYL DIMETHICONE	1
05A - Hair Conditioner	977185264	AMINOPROPYL DIMETHICONE	12
05F - Shampoos (non-coloring)	977185264	AMINOPROPYL DIMETHICONE	5
05G - Tonics, Dressings, and Other Hair Grooming Aids	977185264	AMINOPROPYL DIMETHICONE	12
05I - Other Hair Preparations	977185264	AMINOPROPYL DIMETHICONE	10
06C - Hair Rinses (coloring)	977185264	AMINOPROPYL DIMETHICONE	1
06H - Other Hair Coloring Preparation	977185264	AMINOPROPYL DIMETHICONE	4
07C - Foundations	977185264	AMINOPROPYL DIMETHICONE	4
07F - Makeup Bases	977185264	AMINOPROPYL DIMETHICONE	1
12C - Face and Neck (exc shave)	977185264	AMINOPROPYL DIMETHICONE	5
12F - Moisturizing	977185264	AMINOPROPYL DIMETHICONE	3
12G - Night	977185264	AMINOPROPYL DIMETHICONE	1
01C - Other Baby Products	977091647	AMODIMETHICONE	2
02B - Bubble Baths	977091647	AMODIMETHICONE	1
03G - Other Eye Makeup Preparations	977091647	AMODIMETHICONE	1
05A - Hair Conditioner	977091647	AMODIMETHICONE	555
05B - Hair Spray (aerosol fixatives)	977091647	AMODIMETHICONE	1
05C - Hair Straighteners	977091647	AMODIMETHICONE	12
05D - Permanent Waves	977091647	AMODIMETHICONE	1
05E - Rinses (non-coloring)	977091647	AMODIMETHICONE	7
05F - Shampoos (non-coloring)	977091647	AMODIMETHICONE	202
05G - Tonics, Dressings, and Other Hair Grooming Aids	977091647	AMODIMETHICONE	183
05I - Other Hair Preparations	977091647	AMODIMETHICONE	195
06A - Hair Dyes and Colors (all types requiring caution statements and patch tests)	977091647	AMODIMETHICONE	13
06B - Hair Tints	977091647	AMODIMETHICONE	1
06C - Hair Rinses (coloring)	977091647	AMODIMETHICONE	23
06D - Hair Shampoos (coloring)	977091647	AMODIMETHICONE	6
06E - Hair Color Sprays (aerosol)	977091647	AMODIMETHICONE	7
06G - Hair Bleaches	977091647	AMODIMETHICONE	3
06H - Other Hair Coloring Preparation	977091647	AMODIMETHICONE	12
07B - Face Powders	977091647	AMODIMETHICONE	1
07C - Foundations	977091647	AMODIMETHICONE	1
07E - Lipstick	977091647	AMODIMETHICONE	2
07F - Makeup Bases	977091647	AMODIMETHICONE	2

07I - Other Makeup Preparations	977091647	AMODIMETHICONE	2
10A - Bath Soaps and Detergents	977091647	AMODIMETHICONE	24
10E - Other Personal Cleanliness Products	977091647	AMODIMETHICONE	16
11A - Aftershave Lotion	977091647	AMODIMETHICONE	1
11B - Beard Softeners	977091647	AMODIMETHICONE	1
11E - Shaving Cream	977091647	AMODIMETHICONE	1
12A - Cleansing	977091647	AMODIMETHICONE	5
12C - Face and Neck (exc shave)	977091647	AMODIMETHICONE	9
12F - Moisturizing	977091647	AMODIMETHICONE	2
12H - Paste Masks (mud packs)	977091647	AMODIMETHICONE	1
12J - Other Skin Care Preps	977091647	AMODIMETHICONE	1
03D - Eye Lotion	977136745	BEHENOXY DIMETHICONE	5
07E - Lipstick	977136745	BEHENOXY DIMETHICONE	2
12A - Cleansing	977136745	BEHENOXY DIMETHICONE	1
12C - Face and Neck (exc shave)	977136745	BEHENOXY DIMETHICONE	1
12F - Moisturizing	977136745	BEHENOXY DIMETHICONE	3
13A - Suntan Gels, Creams, and Liquids	977136745	BEHENOXY DIMETHICONE	1
03A - Eyebrow Pencil	977144016	C30-45 ALKYL METHICONE	3
03B - Eyeliner	977144016	C30-45 ALKYL METHICONE	4
03C - Eye Shadow	977144016	C30-45 ALKYL METHICONE	1
03D - Eye Lotion	977144016	C30-45 ALKYL METHICONE	2
03E - Eye Makeup Remover	977144016	C30-45 ALKYL METHICONE	1
03F - Mascara	977144016	C30-45 ALKYL METHICONE	1
05G - Tonics, Dressings, and Other Hair Grooming Aids	977144016	C30-45 ALKYL METHICONE	2
07A - Blushers (all types)	977144016	C30-45 ALKYL METHICONE	1
07C - Foundations	977144016	C30-45 ALKYL METHICONE	5
07D - Leg and Body Paints	977144016	C30-45 ALKYL METHICONE	3
07E - Lipstick	977144016	C30-45 ALKYL METHICONE	13
07F - Makeup Bases	977144016	C30-45 ALKYL METHICONE	1
07I - Other Makeup Preparations	977144016	C30-45 ALKYL METHICONE	1
08G - Other Manicuring Preparations	977144016	C30-45 ALKYL METHICONE	2
12B - Depilatories	977144016	C30-45 ALKYL METHICONE	18
12C - Face and Neck (exc shave)	977144016	C30-45 ALKYL METHICONE	3
12D - Body and Hand (exc shave)	977144016	C30-45 ALKYL METHICONE	2
12F - Moisturizing	977144016	C30-45 ALKYL METHICONE	3
12J - Other Skin Care Preps	977144016	C30-45 ALKYL METHICONE	1
13A - Suntan Gels, Creams, and Liquids	977144016	C30-45 ALKYL METHICONE	1
03A - Eyebrow Pencil	170831386	C30-45 ALKYL DIMETHICONE	1
03B - Eyeliner	170831386	C30-45 ALKYL DIMETHICONE	1
03C - Eye Shadow	170831386	C30-45 ALKYL DIMETHICONE	6
03D - Eye Lotion	170831386	C30-45 ALKYL DIMETHICONE	1

03F - Mascara	170831386	C30-45 ALKYL DIMETHICONE	4
05A - Hair Conditioner	170831386	C30-45 ALKYL DIMETHICONE	2
07A - Blushers (all types)	170831386	C30-45 ALKYL DIMETHICONE	3
07E - Lipstick	170831386	C30-45 ALKYL DIMETHICONE	35
07I - Other Makeup Preparations	170831386	C30-45 ALKYL DIMETHICONE	4
12C - Face and Neck (exc shave)	170831386	C30-45 ALKYL DIMETHICONE	5
12F - Moisturizing	170831386	C30-45 ALKYL DIMETHICONE	1
12J - Other Skin Care Preps	170831386	C30-45 ALKYL DIMETHICONE	2
03D - Eye Lotion	977183359	CETEARYL METHICONE	2
05G - Tonics, Dressings, and Other Hair Grooming Aids	977183359	CETEARYL METHICONE	2
07A - Blushers (all types)	977183359	CETEARYL METHICONE	1
07I - Other Makeup Preparations	977183359	CETEARYL METHICONE	1
12C - Face and Neck (exc shave)	977183359	CETEARYL METHICONE	5
12D - Body and Hand (exc shave)	977183359	CETEARYL METHICONE	1
12F - Moisturizing	977183359	CETEARYL METHICONE	32
12J - Other Skin Care Preps	977183359	CETEARYL METHICONE	1
03B - Eyeliner	977114263	CETYL DIMETHICONE	5
03C - Eye Shadow	977114263	CETYL DIMETHICONE	39
03D - Eye Lotion	977114263	CETYL DIMETHICONE	3
03F - Mascara	977114263	CETYL DIMETHICONE	2
03G - Other Eye Makeup Preparations	977114263	CETYL DIMETHICONE	9
05A - Hair Conditioner	977114263	CETYL DIMETHICONE	2
05G - Tonics, Dressings, and Other Hair Grooming Aids	977114263	CETYL DIMETHICONE	4
05I - Other Hair Preparations	977114263	CETYL DIMETHICONE	1
07A - Blushers (all types)	977114263	CETYL DIMETHICONE	17
07B - Face Powders	977114263	CETYL DIMETHICONE	19
07C - Foundations	977114263	CETYL DIMETHICONE	37
07E - Lipstick	977114263	CETYL DIMETHICONE	13
07F - Makeup Bases	977114263	CETYL DIMETHICONE	7
07G - Rouges	977114263	CETYL DIMETHICONE	2
07H - Makeup Fixatives	977114263	CETYL DIMETHICONE	2
07I - Other Makeup Preparations	977114263	CETYL DIMETHICONE	11
11A - Aftershave Lotion	977114263	CETYL DIMETHICONE	3
12A - Cleansing	977114263	CETYL DIMETHICONE	2
12C - Face and Neck (exc shave)	977114263	CETYL DIMETHICONE	6
12F - Moisturizing	977114263	CETYL DIMETHICONE	27
12G - Night	977114263	CETYL DIMETHICONE	2
12H - Paste Masks (mud packs)	977114263	CETYL DIMETHICONE	1
12J - Other Skin Care Preps	977114263	CETYL DIMETHICONE	4
13A - Suntan Gels, Creams, and Liquids	977114263	CETYL DIMETHICONE	5
01B - Baby Lotions, Oils, Powders, and Creams	9006659	DIMETHICONE	31

01C - Other Baby Products	9006659	DIMETHICONE	3
02A - Bath Oils, Tablets, and Salts	9006659	DIMETHICONE	4
02D - Other Bath Preparations	9006659	DIMETHICONE	4
03A - Eyebrow Pencil	9006659	DIMETHICONE	17
03B - Eyeliner	9006659	DIMETHICONE	110
03C - Eye Shadow	9006659	DIMETHICONE	1119
03D - Eye Lotion	9006659	DIMETHICONE	237
03E - Eye Makeup Remover	9006659	DIMETHICONE	12
03F - Mascara	9006659	DIMETHICONE	111
03G - Other Eye Makeup Preparations	9006659	DIMETHICONE	216
04A - Cologne and Toilet waters	9006659	DIMETHICONE	10
04B - Perfumes	9006659	DIMETHICONE	5
04C - Powders (dusting and talcum, excluding aftershave talc)	9006659	DIMETHICONE	14
04E - Other Fragrance Preparation	9006659	DIMETHICONE	73
05A - Hair Conditioner	9006659	DIMETHICONE	529
05B - Hair Spray (aerosol fixatives)	9006659	DIMETHICONE	26
05C - Hair Straighteners	9006659	DIMETHICONE	19
05D - Permanent Waves	9006659	DIMETHICONE	5
05E - Rinses (non-coloring)	9006659	DIMETHICONE	17
05F - Shampoos (non-coloring)	9006659	DIMETHICONE	271
05G - Tonics, Dressings, and Other Hair Grooming Aids	9006659	DIMETHICONE	307
05H - Wave Sets	9006659	DIMETHICONE	6
05I - Other Hair Preparations	9006659	DIMETHICONE	216
06A - Hair Dyes and Colors (all types requiring caution statements and patch tests)	9006659	DIMETHICONE	214
06B - Hair Tints	9006659	DIMETHICONE	3
06C - Hair Rinses (coloring)	9006659	DIMETHICONE	21
06D - Hair Shampoos (coloring)	9006659	DIMETHICONE	5
06G - Hair Bleaches	9006659	DIMETHICONE	4
06H - Other Hair Coloring Preparation	9006659	DIMETHICONE	40
07A - Blushers (all types)	9006659	DIMETHICONE	325
07B - Face Powders	9006659	DIMETHICONE	430
07C - Foundations	9006659	DIMETHICONE	390
07D - Leg and Body Paints	9006659	DIMETHICONE	20
07E - Lipstick	9006659	DIMETHICONE	260
07F - Makeup Bases	9006659	DIMETHICONE	94
07G - Rouges	9006659	DIMETHICONE	24
07H - Makeup Fixatives	9006659	DIMETHICONE	13
07I - Other Makeup Preparations	9006659	DIMETHICONE	211
08A - Basecoats and Undercoats	9006659	DIMETHICONE	35
08B - Cuticle Softeners	9006659	DIMETHICONE	5

08C - Nail Creams and Lotions	9006659	DIMETHICONE	5
08E - Nail Polish and Enamel	9006659	DIMETHICONE	301
08F - Nail Polish and Enamel Removers	9006659	DIMETHICONE	2
08G - Other Manicuring Preparations	9006659	DIMETHICONE	27
09A - Dentifrices	9006659	DIMETHICONE	2
09B - Mouthwashes and Breath Fresheners	9006659	DIMETHICONE	1
09C - Other Oral Hygiene Products	9006659	DIMETHICONE	2
10A - Bath Soaps and Detergents	9006659	DIMETHICONE	36
10B - Deodorants (underarm)	9006659	DIMETHICONE	33
10E - Other Personal Cleanliness Products	9006659	DIMETHICONE	45
11A - Aftershave Lotion	9006659	DIMETHICONE	89
11B - Beard Softeners	9006659	DIMETHICONE	1
11D - Preshave Lotions (all types)	9006659	DIMETHICONE	1
11E - Shaving Cream	9006659	DIMETHICONE	15
11G - Other Shaving Preparation Products	9006659	DIMETHICONE	14
12A - Cleansing	9006659	DIMETHICONE	134
12B - Depilatories	9006659	DIMETHICONE	4
12C - Face and Neck (exc shave)	9006659	DIMETHICONE	1040
12D - Body and Hand (exc shave)	9006659	DIMETHICONE	1299
12E - Foot Powders and Sprays	9006659	DIMETHICONE	8
12F - Moisturizing	9006659	DIMETHICONE	3435
12G - Night	9006659	DIMETHICONE	318
12H - Paste Masks (mud packs)	9006659	DIMETHICONE	111
12I - Skin Fresheners	9006659	DIMETHICONE	15
12J - Other Skin Care Preps	9006659	DIMETHICONE	365
13A - Suntan Gels, Creams, and Liquids	9006659	DIMETHICONE	45
13B - Indoor Tanning Preparations	9006659	DIMETHICONE	116
13C - Other Suntan Preparations	9006659	DIMETHICONE	14
02A - Bath Oils, Tablets, and Salts	9004733	METHICONE	1
03A - Eyebrow Pencil	9004733	METHICONE	3
03B - Eyeliner	9004733	METHICONE	13
03C - Eye Shadow	9004733	METHICONE	94
03D - Eye Lotion	9004733	METHICONE	6
03F - Mascara	9004733	METHICONE	18
03G - Other Eye Makeup Preparations	9004733	METHICONE	26
04C - Powders (dusting and talcum, excluding aftershave talc)	9004733	METHICONE	7
05A - Hair Conditioner	9004733	METHICONE	4
05C - Hair Straighteners	9004733	METHICONE	3

05D - Permanent Waves	9004733	METHICONE	1
05F - Shampoos (non-coloring)	9004733	METHICONE	1
05G - Tonics, Dressings, and Other Hair Grooming Aids	9004733	METHICONE	2
06H - Other Hair Coloring Preparation	9004733	METHICONE	5
07A - Blushers (all types)	9004733	METHICONE	38
07B - Face Powders	9004733	METHICONE	85
07C - Foundations	9004733	METHICONE	105
07D - Leg and Body Paints	9004733	METHICONE	1
07E - Lipstick	9004733	METHICONE	66
07F - Makeup Bases	9004733	METHICONE	17
07G - Rouges	9004733	METHICONE	6
07I - Other Makeup Preparations	9004733	METHICONE	38
08A - Basecoats and Undercoats	9004733	METHICONE	2
08E - Nail Polish and Enamel	9004733	METHICONE	21
08G - Other Manicuring Preparations	9004733	METHICONE	1
10A - Bath Soaps and Detergents	9004733	METHICONE	3
12C - Face and Neck (exc shave)	9004733	METHICONE	21
12F - Moisturizing	9004733	METHICONE	7
12J - Other Skin Care Preps	9004733	METHICONE	4
13A - Suntan Gels, Creams, and Liquids	9004733	METHICONE	1
03C - Eye Shadow	68554530	STEAROXY DIMETHICONE	7
03F - Mascara	68554530	STEAROXY DIMETHICONE	1
03G - Other Eye Makeup Preparations	68554530	STEAROXY DIMETHICONE	1
05I - Other Hair Preparations	68554530	STEAROXY DIMETHICONE	1
07A - Blushers (all types)	68554530	STEAROXY DIMETHICONE	3
07E - Lipstick	68554530	STEAROXY DIMETHICONE	10
07G - Rouges	68554530	STEAROXY DIMETHICONE	1
07I - Other Makeup Preparations	68554530	STEAROXY DIMETHICONE	2
12A - Cleansing	68554530	STEAROXY DIMETHICONE	1
12C - Face and Neck (exc shave)	68554530	STEAROXY DIMETHICONE	2
12D - Body and Hand (exc shave)	68554530	STEAROXY DIMETHICONE	6
12F - Moisturizing	68554530	STEAROXY DIMETHICONE	7
12J - Other Skin Care Preps	68554530	STEAROXY DIMETHICONE	2
03A - Eyebrow Pencil	977094464	STEARYL DIMETHICONE	3
03B - Eyeliner	977094464	STEARYL DIMETHICONE	19
03C - Eye Shadow	977094464	STEARYL DIMETHICONE	13
03D - Eye Lotion	977094464	STEARYL DIMETHICONE	2
03G - Other Eye Makeup Preparations	977094464	STEARYL DIMETHICONE	1
04B - Perfumes	977094464	STEARYL DIMETHICONE	1
04E - Other Fragrance Preparation	977094464	STEARYL DIMETHICONE	1

05A - Hair Conditioner	977094464	STEARYL DIMETHICONE	5
05I - Other Hair Preparations	977094464	STEARYL DIMETHICONE	3
07A - Blushers (all types)	977094464	STEARYL DIMETHICONE	2
07B - Face Powders	977094464	STEARYL DIMETHICONE	2
07C - Foundations	977094464	STEARYL DIMETHICONE	6
07E - Lipstick	977094464	STEARYL DIMETHICONE	25
07G - Rouges	977094464	STEARYL DIMETHICONE	1
07I - Other Makeup Preparations	977094464	STEARYL DIMETHICONE	7
12C - Face and Neck (exc shave)	977094464	STEARYL DIMETHICONE	9
12D - Body and Hand (exc shave)	977094464	STEARYL DIMETHICONE	24
12F - Moisturizing	977094464	STEARYL DIMETHICONE	11
12G - Night	977094464	STEARYL DIMETHICONE	5
12H - Paste Masks (mud packs)	977094464	STEARYL DIMETHICONE	2
12J - Other Skin Care Preps	977094464	STEARYL DIMETHICONE	5
13A - Suntan Gels, Creams, and Liquids	977094464	STEARYL DIMETHICONE	3
13B - Indoor Tanning Preparations	977094464	STEARYL DIMETHICONE	6
07I - Other Makeup Preparations	977130247	STEARYL METHICONE	1
07E - Lipstick	999002828	VINYL DIMETHICONE	1

Concentration of Use by FDA Product Category – Dimethicone Re-review*

Methicone	Hydroxypropyldimethicone
Amino Bispropyl Dimethicone	Stearamidopropyl Dimethicone
Aminopropyl Dimethicone	Stearoxy Dimethicone
Amodimethicone	Stearyl Dimethicone
Amodimethicone Hydroxystearate	Stearyl Methicone
Behenoxy Dimethicone	C20-24 Alkyl Dimethicone
C24-28 Alkyl Dimethicone	C26-28 Alkyl Dimethicone
C30-45 Alkyl Dimethicone	C30-60 Alkyl Dimethicone
C30-45 Alkyl Methicone	C32 Alkyl Dimethicone
Cetearyl Methicone	C20-24 Alkyl Methicone
Cetyl Dimethicone	C24-28 Alkyl Methicone
Dimethicone	C26-28 Alkyl Methicone
Dimethoxysilyl Ethylenediaminopropyl	C26-54 Alkyl Tetradecyl Dimethicone
Dimethicone	Stearyl Aminopropyl Methicone
Hexyl Dimethicone	

Ingredient	Product Category	Maximum Concentration of Use
Methicone	Baby shampoos	0.46%
Methicone	Eye brow pencils	0.1%
Methicone	Eyeliners	3.6%
Methicone	Eye shadows	0.1-3.5%
Methicone	Mascara	0.3%
Methicone	Other eye makeup preparations	0.44-0.54%
Methicone	Blushers	0.5-0.62%
Methicone	Face powders	0.064-1.5%
Methicone	Foundations	0.03-1.5%
Methicone	Lipstick	0.36%
Methicone	Makeup bases	0.00014%
Methicone	Rouges	0.3%
Methicone	Makeup fixatives	1.5%
Methicone	Nail polish and enamel	0.0035-2.5%
Methicone	Deodorants Aerosol	0.25%
Methicone	Skin cleansing (cold creams, cleansing lotions, liquids and pads)	0.15-0.43%
Methicone	Face and neck products Not spray	0.46-1.9%
Methicone	Body and hand products Not spray	0.048-0.9%
Methicone	Moisturizing products Not spray	0.46%
Methicone	Other skin care preparations	0.2%

Methicone	Suntan products Not spray	0.86%
Aminopropyl Dimethicone	Hair conditioners	0.3-0.66%
Aminopropyl Dimethicone	Tonics, dressings and other hair grooming aids	0.1-0.5%
Aminopropyl Dimethicone	Other hair preparations (noncoloring)	0.66%
Aminopropyl Dimethicone	Foundations	0.28%
Aminopropyl Dimethicone	Deodorants Not spray	0.001%
Aminopropyl Dimethicone	Moisturizing products Not spray	0.4%
Aminopropyl Dimethicone	Suntan products Not spray	3%
Amodimethicone	Hair conditioners	0.2-4%
Amodimethicone	Hair sprays Aerosol Pump spray	0.43-0.8% 0.3-2%
Amodimethicone	Shampoos (noncoloring)	0.06-5%
Amodimethicone	Tonics, dressings and other hair grooming aids	0.15-4%
Amodimethicone	Hair dyes and colors	0.18-1.3%
Amodimethicone	Hair rinses (coloring)	0.33%
Amodimethicone	Hair shampoos (coloring)	0.44%
Amodimethicone	Other hair coloring preparations	0.29-0.63%
Amodimethicone	Foundations	0.39%
Amodimethicone	Other shaving preparations	0.17%
Amodimethicone	Skin cleansing (cold creams, cleansing lotions, liquids and pads)	0.49%
Amodimethicone	Face and neck products Not spray	0.05%
Amodimethicone	Moisturizing products Not spray	0.49%
Amodimethicone	Other skin care preparations	0.0051%
Behenoxy Dimethicone	Body and hand products Not spray	0.5%
C30-45 Alkyl Dimethicone	Eyeliners	3.5-5.1%
C30-45 Alkyl Dimethicone	Eye shadows	0.16%
C30-45 Alkyl Dimethicone	Hair conditioners	0.5%
C30-45 Alkyl Dimethicone	Tonics, dressings and other hair grooming aids	2.3%
C30-45 Alkyl Dimethicone	Face powders	4%
C30-45 Alkyl Dimethicone	Foundations	3.5%
C30-45 Alkyl Dimethicone	Lipstick	0.4-2.9%
C30-45 Alkyl Dimethicone	Body and hand products Not spray	0.5-4%
C30-45 Alkyl Methicone	Face and neck products	

	Not spray	0.0054-2.2%
C30-45 Alkyl Methicone	Body and hand products Not spray	0.0076%
C30-45 Alkyl Methicone	Moisturizing products Not spray	1.1%
Cetearyl Methicone	Tonics, dressings and other hair grooming aids	0.75%
Cetearyl Methicone	Face and neck products Not spray or powder	0.9%
Cetearyl Methicone	Body and hand products Not spray	1.1%
Cetyl Dimethicone	Baby shampoo	5%
Cetyl Dimethicone	Eye shadows	1-6%
Cetyl Dimethicone	Mascaras	2.5%
Cetyl Dimethicone	Other eye makeup preparations	2%
Cetyl Dimethicone	Hair conditioners	1-6%
Cetyl Dimethicone	Shampoos (noncoloring)	0.8%
Cetyl Dimethicone	Tonics, dressings and other hair grooming aids	0.5-4%
Cetyl Dimethicone	Face powders	6%
Cetyl Dimethicone	Foundations	1-10%
Cetyl Dimethicone	Lipstick	1.1-10%
Cetyl Dimethicone	Bath soaps and detergents	0.001%
Cetyl Dimethicone	Aftershave lotions	0.25%
Cetyl Dimethicone	Skin cleansing (cold creams, cleansing lotions, liquids and pads)	0.5-1.2%
Cetyl Dimethicone	Face and neck products Not spray	0.1-11.8%
Cetyl Dimethicone	Body and hand products Not spray	0.7-3%
Cetyl Dimethicone	Moisturizing products Not spray	2.5-5%
Cetyl Dimethicone	Suntan products Not spray	4%
Dimethicone	Baby shampoos	10%
Dimethicone	Baby lotions, oils and creams Not powder	1.5-7%
Dimethicone	Other baby products Rinse-off	0.21% 1.1%
Dimethicone	Bath oils, tablets and salts	2.5%
Dimethicone	Other bath preparations	3%
Dimethicone	Eyebrow pencils	4.7-25.5%
Dimethicone	Eyeliners	0.3-37.8%
Dimethicone	Eye shadows	0.82-35%
Dimethicone	Eye lotions	1.4-8.8%
Dimethicone	Eye makeup removers	3.6-18.1%

Dimethicone	Mascaras	0.25-13.4%
Dimethicone	Other eye makeup preparations	4-11.4%
Dimethicone	Powders (dusting and talcum)	0.33%
Dimethicone	Hair conditioners	0.0000014-10.7%
Dimethicone	Hair sprays Aerosol Pump spray	1-11% 2.9-8.5%
Dimethicone	Rinses (noncoloring)	18%
Dimethicone	Shampoos (noncoloring)	0.0000014-4%
Dimethicone	Tonics, dressings and other hair grooming aids	0.6-63.5%
Dimethicone	Other hair preparations (noncoloring)	1.6-7.6%
Dimethicone	Hair dyes and colors	0.003-3.3%
Dimethicone	Hair shampoos (coloring)	1%
Dimethicone	Hair bleaches	0.00015-0.006%
Dimethicone	Other hair coloring preparations	0.11-1.1%
Dimethicone	Blushers	7.2-35.6%
Dimethicone	Face powders	1-53%
Dimethicone	Foundations	0.028-39.7%
Dimethicone	Lipstick	1.2-71.3%
Dimethicone	Makeup bases	6.3-8.6%
Dimethicone	Rouges	12.6%
Dimethicone	Makeup fixatives	2.1-55%
Dimethicone	Other makeup preparations	20%
Dimethicone	Basecoats and undercoats (manicuring preparations)	0.025-0.1%
Dimethicone	Cuticle softeners	75%
Dimethicone	Nail polish and enamel	0.002-0.34%
Dimethicone	Other manicuring preparations	20%
Dimethicone	Dentifrices	0.4%
Dimethicone	Mouth washes and breath fresheners	0.8%
Dimethicone	Bath soaps and detergents	0.0022-0.11%
Dimethicone	Deodorants Not spray Aerosol	5-40% 2-18.6%
Dimethicone	Feminine hygiene deodorants	2.9%
Dimethicone	Aftershave lotions	1-6.7%
Dimethicone	Preshave lotions	23.4%
Dimethicone	Shaving cream	0.25-7%
Dimethicone.	Skin cleansing (cold creams, cleansing lotions, liquids and pads)	0.5-5%
Dimethicone	Face and neck products Not spray	0.5-66.3%
Dimethicone	Body and hand products Not spray Spray	1.8-66.9% 1-44.7%

Dimethicone	Foot powders and sprays	1%
Dimethicone	Moisturizing products Not spray Spray	0.015-68.5% 85%
Dimethicone	Night products Not spray	1-22%
Dimethicone	Paste masks and mud packs	1-22%
Dimethicone	Skin fresheners	1.8%
Dimethicone	Other skin care preparations	0.3-38.5%
Dimethicone	Suntan products Not spray	0.04-21.2%
Dimethicone	Indoor tanning preparations	0.5-6.5%
Dimethicone	Other suntan preparations	0.3-8.1%
Dimethoxysilyl Ethylenediaminopropyl Dimethicone	Tonics, dressings and other hair grooming aids	0.043%
Dimethoxysilyl Ethylenediaminopropyl Dimethicone	Hair dyes and colors	2.1%
Hexyl Dimethicone	Eye shadows	0.17%
Stearoxy Dimethicone	Blushers	1.5%
Stearoxy Dimethicone	Lipstick	0.8%
Stearyl Dimethicone	Eyebrow pencils	3.6%
Stearyl Dimethicone	Eyeliners	8.3%
Stearyl Dimethicone	Tonics, dressings and other hair grooming aids Not spray	0.3%
Stearyl Dimethicone	Foundations	0.5%
Stearyl Dimethicone	Lipstick	0.38-2.6%
Stearyl Dimethicone	Rouges	4%
Stearyl Dimethicone	Deodorants Not spray	1.2%
Stearyl Dimethicone	Face and neck products Not spray	0.2-2.3%
Stearyl Dimethicone	Body and hand products Not spray	0.75%
Stearyl Dimethicone	Moisturizing products Not spray	0.51%
Stearyl Dimethicone	Other skin care preparations	0.25-1.2%
Stearyl Dimethicone	Suntan products Not spray	1-1.9%
Stearyl Dimethicone	Indoor tanning preparations	0.38%
C20-24 Alkyl Dimethicone	Lipstick	0.4%
C26-28 Alkyl Dimethicone	Eye shadows	3.1%

*Ingredients included in the title of the table but not found in the table were included in the concentration of use survey, but no uses were reported.

Information collected in 2018

Table prepared October 25, 2018

Updated September 25, 2019: Dimethicone: high concentration for lipstick changed from 99.9% to
71.3%