

GREEN

Safety Assessment of
Alkyl PEG/PPG Ethers
as Used in Cosmetics

CIR EXPERT PANEL MEETING

JUNE 10-11, 2013

Memorandum

To: CIR Expert Panel Members and Liaisons
From: Monice M. Fiume *MMF*
Senior Scientific Analyst/Writer
Date: May 17, 2013
Subject: Safety Assessment of Alkyl PEG/PPG Ethers as Used in Cosmetics

Enclosed is the Draft Report on the Safety Assessment of Alkyl PEG/PPG Ethers as Used in Cosmetics. This is the first time the Panel is seeing this document. The Scientific Literature Review was issued on February 11, 2013.

Few data on the Alkyl PEG/PPG Ethers were available. However, these alkyl PEG/PPG ether ingredients are similar to the alkyl PEG ether ingredients that have already reviewed and found to be safe when formulated to be non-irritating. The only difference between alkyl PEG ethers and alkyl PEG/PPG ethers is the inclusion of PPG repeat units. These PPG repeat units are there simply to fine tune the surfactant properties of these ingredients. And, the polypropylene glycols (PPGs) have also been reviewed recently and found safe when formulated to be non-irritating.

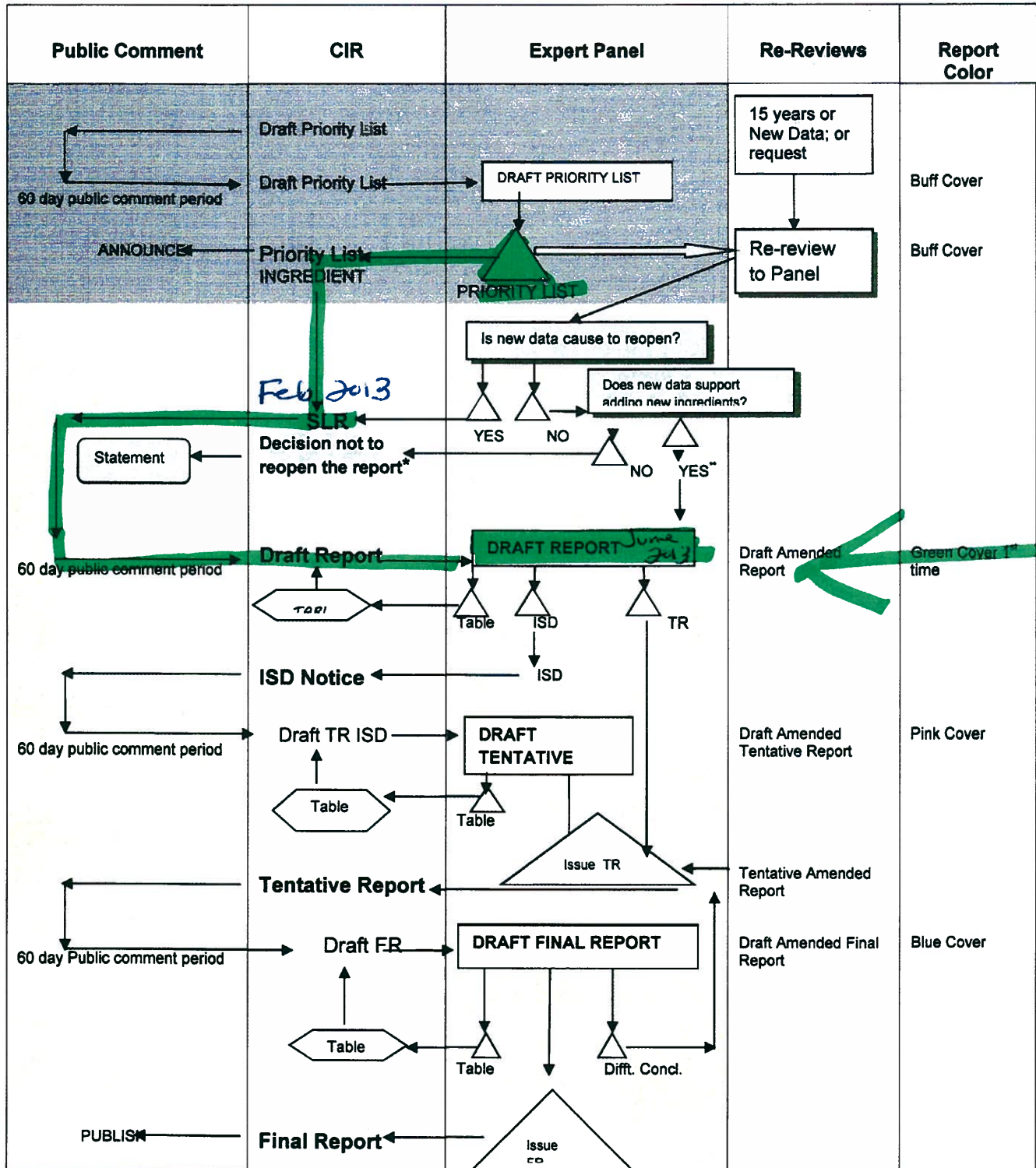
Rather than summarize the data from the previous CIR safety assessment on the alkyl PEG ethers and PPGs, the Summary, Discussion, and Conclusion of each of those reports are provided in the Appendix. Additionally, the reports are included with this submittal so that you may check any details. As a final tool, data profiles are included for each of these reports; they follow the (very bare) data profile on the alkyl PEG/PPG ethers.

The following unpublished data have been received from industry and are included in this submittal:

1. Personal Care Products Council. 3-21-2013. Concentration of use by FDA Product Category: Alkyl PEG/PPG Ethers;
2. Personal Care Products Council. 1-31-2013. Propylene Glycol Isodeceth-4 and PPG-1-Isodeceth-4;
3. Personal Care Products Council. 5-2-2013. Concentration of use by FDA Product Category: PEG/PPG-14/2 Propylheptyl Ether;
4. Thomas J. Stephens & Associates Inc. 1994. Mattek Corporation Epiderm® skin model (EPI-100). Irritation potential of undiluted PPG-5-Ceteth-20;
5. Leberco Laboratories. 1973. PPG-5-Ceteth-20: Acute dermal irritation study in rabbits;
6. Bio-Toxicology Laboratories (BTL). 1973. Repeated insult patch test of PPG-5-Ceteth-20.

If you agree that the only difference between the alkyl PEG ethers and alkyl PEG/PPG ethers is the inclusion of PPG repeat units, and that the information in the safety assessments on the alkyl PEG ethers and the PPGs support the safety of the alkyl PEG/PPG ethers, the Panel should be prepared to formulate a tentative conclusion, provide the rationale for the Discussion, and issue a Tentative Report for public comment. If the data are not sufficient for making a determination of safety, then an Insufficient Data Announcement should be issued, listing the additional data that are needed.

SAFETY ASSESSMENT FLOW CHART



*The CIR Staff notifies of the public of the decision not to re-open the report and prepares a draft statement for review by the Panel. After Panel review, the statement is issued to the Public.

**If Draft Amended Report (DAR) is available, the Panel may choose to review; if not, CIR staff prepares DAR for Panel Review.



Alkyl PEG/PPG Ethers Report History

February 11, 2013: Scientific Literature Review

The following unpublished data were received in response to the SLR:

1. Personal Care Products Council. 3-21-2013. Concentration of use by FDA Product Category: Alkyl PEG/PPG Ethers;
2. Personal Care Products Council. 1-31-2013. Propylene Glycol Isodeceth-4 and PPG-1-Isodeceth-4;
3. Personal Care Products Council. 5-2-2013. Concentration of use by FDA Product Category: PEG/PPG-14/2 Propylheptyl Ether;
4. Thomas J. Stephens & Associates Inc. 1994. Mattek Corporation Epiderm® skin model (EPI-100). Irritation potential of undiluted PPG-5-Ceteth-20;
5. Leberco Laboratories. 1973. PPG-5-Ceteth-20: Acute dermal irritation study in rabbits;
6. Bio-Toxicology Laboratories (BTL). 1973. Repeated insult patch test of PPG-5-Ceteth-20.

June 10-11, 2013: Draft Report for Panel Consideration

[illegible]

Distrubted for Comment Only -- Do Not Cite or Quote

[illegible]

[illegible]

Distrubted for Comment Only -- Do Not Cite or Quote

[illegible]

Appendix Data for the Alkyl PEG/PPG Esters Report – Data Profile - From the Safety Assessment on Alkyl PEG Ethers															
	Cosmetic Use	ADME/ Absorption	Animal Tox- Oral – Acute	Animal Tox – Drml - Acute	Animal Tox – Inhal-Acute	Animal Tox- Oral – Rptd	Animal Tox – Drml - Rptd	Animal Tox – Inhal-Rptd	An. Irrr/Sens	Ocular Irr.	Repro/Dev - Dermal	Repro/Dev	Genotox	Carc	Clin . Data
PEGs (component)		X	X	X		X	X		X	X	X	X	X	X	X
Arachideth-20															
Beheneth-2															
Beheneth-5															
Beheneth-10	X														
Beheneth-15															
Beheneth-20	X														
Beheneth-25	X														
Beheneth-30	X														
Behenyl Alcohol			X							X					
C9-11 Pareth-3									X	X					
C9-11 Pareth-4															
C9-11 Pareth-6	X		X	X			X		X	X	X		X		
C9-11-Pareth-8	X								X	X					
C9-15 Pareth-8															
C10-16 Pareth-1															
C10-16 Pareth-2															
C11-13 Pareth-6															
C11-13 Pareth-9															
C11-13 Pareth-10															
C11-15 Pareth-3	X														
C11-15 Pareth-5	X														
C11-15 Pareth-7	X														
C11-15 Pareth-9	X														
C11-15 Pareth-12															
C11-15 Pareth-15															
C11-15 Pareth-20															
C11-15 Pareth-30															
C11-15 Pareth-40	X														
C11-21-Pareth-3															
C11-21-Pareth-10															
C12-13 Pareth-1															
C12-13 Pareth-2			X	X					X	X					
C12-13 Pareth-3	X								X	X					
C12-13 Pareth-4															
C12-13 Pareth-5															
C12-13 Pareth-6															
C12-13 Pareth-7	X								X	X					X
C12-13 Pareth-9															
C12-13 Pareth-10															
C12-13 Pareth-15															
C12-13 Pareth-23	X														
C12-13 Pareth – chain length not specified			X	X					X	X					

[illegible]

[illegible]

[illegible]

[illegible]

[illegible]

Appendix Data for the Alkyl PEG/PPG Esters Report – Data Profile - From the Safety Assessment on Alkyl PEG Ethers

[illegible]

[illegible]

Appendix Data for the Alkyl PEG/PPG Esters Report – Data Profile - From the Safety Assessment on Alkyl PEG Ethers

[illegible]

Appendix Data for the Alkyl PEG/PPG Esters Report – Data Profile - From the Safety Assessment on Propylene Glycol, Tripropylene Glycol, and PPGs																
	Method of Manufacture	Impurities	Toxicokinetics	Animal Tox – Acute, Dermal	Animal Tox – Acute, Oral	Animal Tox, Acute, Inhal	Animal Tox – Rptd Dose, Derm	Animal Tox, Rptd Dose, Oral	Animal Tox – Rptd Dose, Inhal	Repro/Dev Tox	Genotox	Carcinogenicity	Dermal Irr	Sensitization	Photoallergenicity	Ocular Irritation
Propylene Glycol		X	X	X	X			X	X	X	X	X	X	X	X	X
Tripropylene Glycol	X										X					
PPGs (>3)		X		X	X		X	X					X			X

ALKYL PEG-PPG ETHERS – SEARCH STRATEGY

SciFinder Keep Me Posted results are received weekly

Searched SciFinder by CAS No. – set up KMP alerts

154518-36-2
155683-77-5
166736-08-9
37251-67-5
37311-00-5
37311-01-6
37311-04-9
61419-46-3
64366-70-7
65150-81-4
68131-40-8
68154-97-2
68238-81-3
68439-51-0
68551-13-3
72484-69-6
9038-43-1
9087-53-0

- No relevant hits

Searched PPG or propylene glycol and each alcohol portion of the name in SciFinder

- No relevant hits

Used Bart's search strategies; refined by document type – set up KMP alerts:

- Substance search - 313 hits
- Alkoyxlated alcohol surfactant

Safety Assessment of Alkyl PEG/PPG Ethers as Used in Cosmetics

Status: Draft Report for Panel Consideration
Release Date: May 17, 2013
Panel Meeting Date: June10-11, 2013

The 2013 Cosmetic Ingredient Review Expert Panel members are: Chairman, Wilma F. Bergfeld, M.D., F.A.C.P.; Donald V. Belsito, M.D.; Ronald A. Hill, Ph.D.; Curtis D. Klaassen, Ph.D.; Daniel C. Liebler, Ph.D.; James G. Marks, Jr., M.D., Ronald C. Shank, Ph.D.; Thomas J. Slaga, Ph.D.; and Paul W. Snyder, D.V.M., Ph.D. The CIR Director is F. Alan Andersen, Ph.D. This safety assessment was prepared by Monice M. Fiume, Senior Scientific Analyst/Writer, and Bart A. Heldreth, Ph.D., Chemist.

TABLE OF CONTENTS

Introduction	1
Chemistry	1
Definition and Structure	1
Physical and Chemical Properties	2
Method of Manufacture	2
Impurities	2
Use	2
Cosmetic	2
Non-Cosmetic	3
Toxicokinetics	3
Penetration Enhancement	3
Toxicological Studies	3
Reproductive and Developmental Toxicity	3
Genotoxicity	4
Carcinogenicity	4
Irritation and Sensitization	4
Non-Human	4
Human	4
Summary	4
Discussion	4
Conclusion	4
Appendix	5
From the Safety Assessment on Alkyl PEG Ethers	5
From the Safety Assessment on Polypropylene Glycols	8
Tables	10
Table 1. Alkyl PEG/PPG Ethers included in this assessment	10
Table 2. Definitions, Structures, and, Functions	11
Table 3. Physical and Chemical Properties	26
Table 4. Frequency and concentration of use according to duration and type of exposure	27
Table 5. No reported use	31
Table 6. Examples of non-cosmetic uses	31
References	32

INTRODUCTION

This report assesses the safety of 131 alkyl PEG/PPG ethers (listed in Table 1) as used in cosmetics. Most of the alkyl PEG/PPG ethers included in this review are reported to function in cosmetics as surfactants, skin conditioning agents, and/or emulsifying agents.¹

The alkyl PEG/PPG ethers are not expected to metabolize to individual components; therefore, incorporating information from existing Cosmetic Ingredient Review (CIR) safety assessments on the individual alcohols is not relevant in this safety assessment. However, knowing that the CIR Expert Panel found 369 alkyl PEG ethers (as well as future alkyl PEG ether cosmetic ingredients that vary from those 369 ethers only by the number of ethylene glycol repeat units), and polypropylene glycols (PPGs) ≥ 3 , safe as used when formulated to be non-irritating^{2,3} is relevant because these ingredients share very similar physiochemical profiles, with an internal mixture of various hydrophobicities/hydrophilicities, as expected in these sorts of alkoxy-based, surfactant-like molecules.⁴ These alkyl PEG/PPG ether ingredients are very similar to the large number of alkyl PEG ether ingredients already reviewed and found to be safe. The only difference between alkyl PEG ethers and alkyl PEG/PPG ethers is the inclusion of PPG repeat units which is simply used to fine tune the surfactant properties of these ingredients.

Rather than summarize the data from the previous CIR safety assessment on the alkyl PEG ethers and polypropylene glycols, the Summary, Discussion, and Conclusion of those reports are provided in the Appendix of this report.

CHEMISTRY

Definition and Structure

Alkyl PEG/PPG ethers are the reaction products of an alkyl alcohol and one or more equivalents each of ethylene oxide and propylene oxide (forming repeats of polyethylene glycol (PEG) and polypropylene glycol (PPG), respectively). (Figure 1)

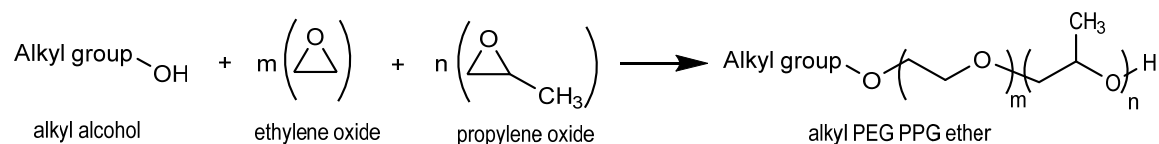


Figure 1. Alkyl PEG/PPG Ether synthesis

The definition of each ingredient, as given in the *International Cosmetic Ingredient Dictionary and Handbook*, is provided in Table 2.¹

PPG-2-Laureth-5 represents one of the simplest ingredients in this review, as the reaction product of lauryl alcohol, five equivalents of ethylene oxide, and two equivalents of propylene oxide. (See Figure 2.)

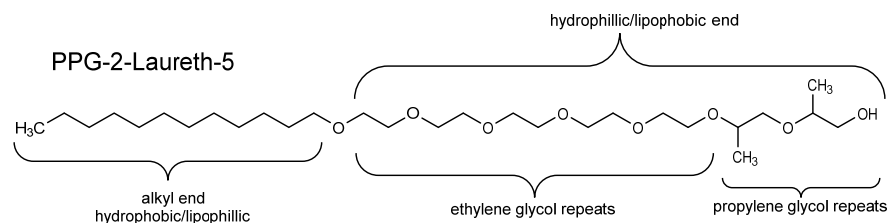


Figure 2. Alkyl PEG/PPG Ether structure – example: PPG-2-Laureth-5

Each of the alkyl PEG/PPG ethers is a surfactant-like molecule, with a chain structure that has a hydrophobic end and a hydrophilic end. Principally, these ingredients differ by variation of the alkyl chain length, at the hydrophobic end, and the number of alkoxide (PEG and PPG) repeat units, at the poly-alkoxide, hydrophilic end. The structures in this report are drawn as block-type, alkoxide polymers only for simplicity sake. The actual order of alkoxide repeats in each ingredient, and from each source of an ingredient, may be block, alternating, or random.

There are a number of nomenclature conventions to be aware of in this group. For example, PEG-4-PPG-7 C13/C15 alcohol is an ingredient wherein the alkyl chain is variably thirteen or fifteen carbons long (“C13/C15 alcohol”) and the poly-alkoxide end is comprised of an average of four ethylene glycol repeats and seven propylene glycol repeats (“PEG-4-PPG-7”). PPG-2-laureth-5 is an ingredient (as shown in Figure 2) wherein the alkyl chain is derived from lauryl alcohol (i.e., is twelve carbons long; “laur”) and the poly-alkoxide end is comprised of an average of five ethylene glycol repeats (“eth-5”) and two propylene glycol repeats (“PPG-2”). And, PEG/PPG-40/2 propylheptyl ether is an ingredient wherein the hydrophobic end is a seven carbon alkyl chain (“heptyl”), with a three carbon branch at the 2-position (“propyl”; this naming

convention indicates a Guerbet alcohol and thus substitution at the 2-position), and the poly-alkoxide end is comprised of an average of forty ethylene glycol repeats and two propylene glycol repeats (“**PEG/PPG-40/2**”).

The dimethyl ethers are distinct in this group by being capped at both ends with methyl groups, instead of having one alkyl chain, at one end. For example, PEG/PPG-3/6 dimethyl ether is an ingredient wherein one carbon is at each end of a poly-oxide chain, comprised of an average of three ethylene glycol repeats and six propylene glycol repeats.

Physical and Chemical Properties

Physical and chemical properties data on the alkyl PEG/PPG esters are provided in Table 3.⁵⁻²⁶ Very few published data on specific properties were available, other than most of the alkyl PEG/PPG ethers are clear to slightly yellow liquids.

The alkyl PEG/PPG ethers, as alkoxylate polymers, are generally not defined as a single compound, but as a mixture of a homologous series with a medium-range molecular weight and a specific percentage by weight of the hydrophobic block.²⁷ The degree of hydrophobicity and hydrophilicity are controlled by the components that make up each ether. The hydrophobicity of the product can be controlled by the fatty alcohol used and the length of the propylene glycol block; alternatively, the hydrophilicity is controlled by varying the length and position of the ethylene glycol block.

Method of Manufacture

The manufacture of alkyl PEG/PPG ethers consists of a number of variable steps.²⁸ The first step typically involves activating the alkyl alcohol (e.g., lauryl alcohol) with a metal hydroxide (e.g., potassium hydroxide), generating a chain alkoxide (e.g., lauroxide; i.e. the initiator). This chain alkoxide is then reacted with ethoxide, propoxide, or a mixture of both (a mixture for random poly-alkoxides and consecutively for block poly-alkoxides; i.e. propagation). The propagation of the poly-alkoxide is then terminated with a Brønsted-Lowry type acid (e.g., hydrochloric acid), or in the case of the dimethyl ethers, a methyl halide (e.g. methyl iodide). This synthetic pathway (specifically, the addition of ethoxide) can potentially lead to the generation of some 1,4-dioxane. However, this byproduct can be easily monitored by gas chromatography.

Inclusion of propylene oxide into nonionic surfactants can be accomplished by 1) placement of a single block of propylene oxide between the alcohol and a block of ethylene oxide; 2) by placing a single block of propylene oxide after a single block of ethylene oxide; 3) by direct placement into the polyoxyethylene portion as a propylene oxide block or as an ethylene oxide-propylene oxide mix; or 4) by placing a single propylene oxide block in the middle of the ethylene oxide chain.²⁹ The propylene oxide placement affects the physical and surface active properties.

Impurities

No published impurities data were found, other than PPG-25-laureth-25 contains ≤ 10 mg/l 1,4-dioxane.³⁰

It is not expected that there would be any significant amount of the residual starting materials used in the manufacture of the alkyl PEG/PPG ethers remaining in these ingredients. However, information on the amount of residual starting material in the alkyl PEG/PPG ethers is desired because of the carcinogenic potential of the two starter materials, i.e., ethylene oxide and propylene oxide.

The National Toxicology Program (NTP) *Report on Carcinogens, Twelfth Edition* concluded that ethylene oxide is known to be a human carcinogen based on sufficient evidence of carcinogenicity from studies in humans, including epidemiological studies and studies on mechanisms of carcinogenesis.³¹ The International Agency for Research on Cancer (IARC) concluded there is limited evidence in humans and sufficient evidence in experimental animals for the carcinogenicity of ethylene oxide, with an overall evaluation that ethylene oxide is carcinogenic to humans.³²

The NTP *Report on Carcinogens, Twelfth Edition* concluded that propylene oxide is reasonably anticipated to be a human carcinogen based on sufficient evidence of carcinogenicity from studies in experimental animals.³³ The IARC concluded there is inadequate evidence in humans and there is sufficient evidence in experimental animals for the carcinogenicity of propylene oxide, with an overall evaluation that propylene oxide is possibly carcinogenic to humans.³²

USE

Cosmetic

The alkyl PEG/PPG ethers included in this review are reported to function in cosmetics mostly as surfactants, skin conditioning agents, and/or emulsifying agents.¹ The function(s) of each ingredient are provided in Table 2.

The FDA collects information from manufacturers on the use of individual ingredients in cosmetic formulations as a function of cosmetic product category in its Voluntary Cosmetic Registration Program (VCRP). VCRP data obtained from the FDA in 2013³⁴ and data received in response to a survey of the maximum reported use concentration by category conducted by the Personal Care Products Council (Council)^{35,36} indicate that 26 of the 131 alkyl PEG/PPG ethers named in this safety assessment are currently used in cosmetic formulations; additionally, according to VCRP data, PPG-30-decyltetradeceth-10, an ingredient not named in the *International Cosmetic Ingredient Dictionary and Handbook*, has one reported use. PPG-5-

ceteth-20 has the most reported uses, 445, followed by and PEG/PPG-36/41 dimethyl ether, 243 reported uses, and PPG-1-trideceth-6, 224 reported uses. All other in-use ingredients have less than 40 reported uses. (Table 4.)

According to the results of the concentration of use survey, PPG-5-ceteth-20 and PEG/PPG-14/7 dimethyl ether have the highest reported concentrations of use in leave-on formulations; PPG-5-ceteth-20 is used at up to 10% in “other” fragrance preparations and in tonics, dressings, and other hair grooming aids, and PEG/PPG-14/7 dimethyl ether is used at up to 7% in face and neck, and body and hand products. PPG-2-isodeceth-12 has the highest use concentration in rinse-off products; it is used at up to 10% in paste masks and mud packs. All other in-use alkyl PEG/PPG ethers are reported to be used in leave-on products at concentrations of 5% or below. (Table 4.) The 105 alkyl PEG/PPG ethers not reported to be in use are listed in Table 5.

In some cases, reports of uses were received in the VCRP, but no concentration of use data are available. For example, PPG-2-cetareth-9 is reported to be used in 9 cosmetic formulations, but no use concentration data were reported. Additionally, for some ingredients, no reported uses were received in the VCRP, but a use concentration was provided in the industry survey. For example, PEG/PPG-55/28 dimethyl ether was not reported in the VCRP to be in use, but the industry survey indicated that it is used at up to 5% in cosmetic formulations. It should be presumed in these cases that there is at least one use in every category for which a concentration is reported.

Some alkyl PEG/PPG ethers are reported to be used in products that are applied to baby skin (e.g., PPG-25-laureth-25 has one reported used in “other” baby products), to the eye area or mucous membranes (e.g., PEG/PPG-14/7 dimethyl ether is used in eye lotions at 5%), or that could possibly be ingested (e.g., PEG/PPG-36/41 dimethyl ether is used at 5% in lipsticks). Additionally, some of the alkyl esters are used in cosmetic sprays and could possibly be inhaled; the maximum reported use in spray formulation is 7% PEG/PPG-14/7 dimethyl ether in spray body and hand products. In practice, 95% to 99% of the droplets/particles released from cosmetic sprays have aerodynamic equivalent diameters $>10\text{ }\mu\text{m}$, with propellant sprays yielding a greater fraction of droplets/particles $<10\text{ }\mu\text{m}$ compared with pump sprays.^{37,38} Therefore, most droplets/particles incidentally inhaled from cosmetic sprays would be deposited in the nasopharyngeal and thoracic regions of the respiratory tract and would not be respirable (i.e., they would not enter the lungs) to any appreciable amount.^{39,40}

Some of the alkyl PEG/PPG ethers are used in spray deodorant products at low concentrations of use; the highest reported use concentration of this type was 0.19% PPG-8-ceteth-20.³⁵ There is some evidence indicating that deodorant spray products can release substantially larger fractions of particulates having aerodynamic equivalent diameters in the range considered to be respirable.⁴⁰ However, the information is not sufficient to determine whether significantly greater lung exposures result from the use of deodorant sprays, compared to other cosmetic sprays.

All of the alkyl PEG/PPG ethers included in this report are listed in the European Union inventory of cosmetic ingredients.⁴¹

Non-Cosmetic

In Europe, PPG-4-trideceth-6 can be used at 0.05 mg/kg in food; it is to be used only in polytetrafluoroethylene (PTFE) items sintered at high temperatures.⁴² (PTFE is the non-stick coating used on cookware).⁴³

The inclusion of PPG-5-ceteth-20 in the development of dermal⁴⁴ and nasal⁴⁵ drug delivery systems is being evaluated.⁴⁴ In both studies, systems composed of PPG-5-ceteth-20, oleic acid, and water were used to form thermodynamically-stable microemulsions that could phase into a liquid crystalline matrix.

Other examples of non-cosmetic industrial uses are provided in Table 6.^{5,12,25}

TOXICOKINETICS

Published absorption, distribution, metabolism, and excretion data were not found.

Penetration Enhancement

PPG-4-ceteth-20 did not enhance the penetration of tenoxicam, a non-steroidal anti-inflammatory drug, through guinea pig skin.⁴⁶ An in vitro study was performed in which the permeation through guinea pig skin of a 1.0% tenoxicam suspension containing 10% propylene glycol and 5.0% PPG-4-ceteth-20 was compared to that of tenoxicam without the surfactant. One g of the test material was applied to the skin sample, and the receptor fluid was sampled every 3 h, for 48 h. The steady-state flux was $8.11 \pm 0.56 \times 10^{-5} \text{ }\mu\text{g/s} \cdot \text{cm}^2$ for tenoxicam without surfactant and $7.28 \pm 0.94 \times 10^{-5} \text{ }\mu\text{g/s} \cdot \text{cm}^2$ for tenoxicam with PPG-4-ceteth-20; penetration was slowed in a non-statistically significant manner.

TOXICOLOGICAL STUDIES

Published single and repeated dose toxicity and ocular irritation studies were not found.

REPRODUCTIVE AND DEVELOPMENTAL TOXICITY

Published reproductive and developmental toxicity studies were not found.

GENOTOXICITY

Published genotoxicity studies were not found.

CARCINOGENICITY

Published carcinogenicity studies were not found.

IRRITATION AND SENSITIZATION

Non-Human

PPG-5-ceteth-20 was classified as a moderate to mild dermal irritant in an *in vitro* assay.⁴⁷ In an MTT (3-(4,5-dimethylthiazol-2-4)-2,5-diphenyltetrazolium bromide) cytotoxicity assay, performed to determine expected dermal irritancy, the irritation potential of undiluted PPG-5-ceteth-20 was evaluated. PPG-5-ceteth-20 had an ET₅₀ of 9.78 h; substances with an ET₅₀ (i.e., time required to reduce tissue viability by 50%) in the range of 4-12 h have an expected irritancy of moderate to mild.

A single 24-h occlusive application of PPG-5-ceteth-20 was not a primary dermal irritant in rabbits.⁴⁸ Occlusive patches containing 0.5 ml undiluted PPG-5-ceteth-20 were applied for 24 h to both intact and abraded skin of three rabbits; the test sites were clipped free of hair. The patches were described as 2 x 2; units were not provided. The test sites were evaluated for reactions upon patch removal, and 48 h later. No erythema, eschar formation, or edema were observed at any of the test sites 24 or 72 h after application.

Human

PPG-5-ceteth-20 was not a primary irritant, fatiguing agent, or sensitizer in a human repeated insult patch test (HRIPT).⁴⁹ Induction consisted of 10 occlusive patches containing 0.5 ml undiluted PPG-5-ceteth-20 applied to the inner aspect of the arm or forearm of 50 subjects. The first induction patch was applied for 48 h, and the remaining nine patches for 24 h; there was a 24-h rest period between patches. The test site was evaluated for reactions upon removal of each patch. A 48-h challenge patch was applied 10-14 days after the last induction patch. No reactions were observed in any of the subjects during induction or challenge.

SUMMARY

This report is a safety assessment of 131 alkyl PEG/PPG ethers as used in cosmetics. Alkyl PEG/PPG ethers are the reaction products of an alkyl alcohol and one or more equivalents each of ethylene oxide and propylene oxide (forming repeats of PEG and PPG, respectively). Each of the alkyl PEG/PPG ethers is a surfactant-like molecule, with a chain structure that has a hydrophobic end and a hydrophilic end; the dimethyl ethers are distinct in this group by being capped at both ends with methyl groups, instead of having one alkyl chain, at one end. The alkyl PEG/PPG ethers are typically manufactured by: 1) activating the alcohol; 2) generating a chain alkoxide; 3) reacting the chain alkoxide with ethoxide, propoxide, or a mixture of both; and 4) terminating the propagation. The actual order of alkoxide repeats in each ingredient, and from each source of an ingredient, may be block, alternating, or random, and the propylene oxide placement affects the physical and surface active properties.

The alkyl PEG/PPG ethers are reported to function in cosmetics mostly as surfactants, skin conditioning agents, and/or emulsifying agents. VCRP data obtained from the FDA in 2013 and data received in response to a Council survey of the maximum reported use concentration indicate that 26 of the alkyl PEG/PPG ethers named in this safety assessment are currently used in cosmetic formulations. PPG-5-ceteth-20 has the most reported uses, 445, and the highest reported concentration in leave-on products, 10%. Most of the in-use alkyl PEG/PPG ethers are used in less than 40 formulations and at concentrations of ≤5%.

In Europe, PPG-4-trideceth-6 can be used at 0.05 mg/kg in food; it is to be used only in PTFE items sintered at high temperatures. PPG-5-ceth-20 is being evaluated for inclusion in dermal and nasal drug delivery systems.

Often, surfactants can be penetration enhancers. However, PPG-4-ceteth-20 did not enhance the penetration of tenoxicam through guinea pig skin.

Undiluted PPG-5-ceteth-20 was predicted to be a moderate to mild dermal irritant based on the results of an MTT cytotoxicity assay, but it was not a primary irritant in rabbit skin, nor was it an primary irritant, fatiguing agent, or sensitizer in a 50 subject HRIPT.

DISCUSSION

To be developed.

CONCLUSION

To be determined.

APPENDIX

From the Safety Assessment on Alkyl PEG Ethers

SUMMARY

Laureth-4 and laureth-23 have previously been reviewed by the Cosmetic Ingredient Review (CIR) Expert Panel, and in 1983 it was concluded that both of these ingredients are safe as used as cosmetic ingredients. The laureths actually are alkyl PEG ethers - the reaction product of an alkyl alcohol, in this case lauryl alcohol, and one or more equivalents of ethylene oxide. In preparing a re-review document, it was noted that a large number of ingredients included in the International Cosmetic Ingredient Dictionary and Handbook belong to this family, and could be included in this review.

Some of the alkyl PEG ethers, or at least portions of a specific family, have previously been reviewed by CIR. Data from these previous reports are summarized in Table 2 [of the Alkyl PEG Ethers report].

The ingredients in this report are comprised of alkyl PEG ethers with alkyl chain lengths ranging from 1 carbon to 22 carbons, and ethylene oxide repeat units numbering from 1 to 200. The number of ethylene oxide repeat units in each ingredient is an average (e.g. laureth-4 has an average number of ethylene oxide repeat units equal to four, but may include some laureth-5, laureth-3 etc.). There are some ingredients in this report with known average distributions of alkyl chain length and degree of unsaturation (e.g. talloweth-4 ranges in alkyl chain length from 14 to 18 carbons, and in degrees of unsaturation from 0 to 3). Mixtures of the alkyl PEG ethers are also included. For example, the cetareths are mixtures of 16 and 18 carbon chains and a variable PEG. Also included are unsaturated straight chain ingredients, branched compounds, PEG ethers of sterols, and dialkyl PEG ethers.

None of the alkyl PEG ethers included in this review would be expected to have any biologically significant ultraviolet absorption.

Alkyl PEG ethers are most commonly manufactured by alkaline catalysis, although acid catalysis is known. The initiation of the synthesis includes the addition of ethylene oxide to a dry solution of the appropriate alcohol, and the reaction propagates until the available ethylene oxide is consumed. Dioxane is often formed as a byproduct, and the cosmetics industry is aware of the possible presence of dioxane and the need for a purification step to remove it prior to blending into cosmetic ingredients. Formaldehyde, BHT, and/or butylated hydroxyanisole (BHA) may be present. The potential for methoxyethanol and methoxydiglycol to be present in PEG methyl ethers and methoxy PEGs exists.

The alkyl PEG ethers function primarily as surfactants. Generally, in each family, the lower chain length ingredients mostly function as surfactant – emulsifying agents. As the chain length increases, the ingredients function as surfactant – solubilizing agents and/or surfactant – cleansing agents. A few of the ingredients have additional functions, and a very few do not function as surfactants at all.

Of the 369 ingredients included in this report [on alkyl PEG ethers], 148 are in use. The ingredients with the greatest frequency of use, according to VCRP data, are cetareth-20, with 955 uses, laureth-7, with 932 uses, and steareth-21, with 891 uses. Many of the ingredients are used at concentrations of <5%. The ingredient with the highest concentration of use is C12-13 pareth-3, at 32% in a product that will be diluted, and at 25% in dermal preparations. Laureth-4 and isoceteth-20 are used in leave-on products at concentrations up to 21%, and steareth-20 is used in leave-on products at up to 20%. The ingredients used at the highest concentration in formulations applied near the eye or that could possibly be ingested are, respectively, ceteth-9, which is used at 18% in an eyeliner, and cetareth-10, which is used at 11% in a lipstick. All of the alkyl PEG ethers are listed in the European Union inventory of cosmetic ingredients.

According to the original laureths report, in general, alkyl PEG ethers are readily absorbed through the skin of guinea pigs and rats and through the intestinal mucosa of rats, and they are quickly eliminated from the body through the urine, feces, and expired air. In rats, compounds analogous to laureth-9 are rapidly absorbed and excreted in the urine after oral, i.p., and s.c. dosing. Two distinct polar metabolites were identified in the urine for each compound tested. The length of the alkyl chain appeared to have an effect on metabolism, with excretion of longer alkyl chains occurring at a higher proportion in expired air and less in urine. Similar results were found following oral administration in humans. Again, the major route of excretion was the urine. The metabolic product of each compound was a defined function of carbon chain length. However, the longer carbon chain ethoxylates produced more metabolic CO₂ and less urinary elimination products. The degradation of ether linkage and oxidation of the alkyl chain to form lower molecular weight PEG-like compounds and carbon dioxide and water appeared to be the major degradation pathway of alcohol ethoxylates.

In dermal metabolism studies with hairless mice, the 4-hour percutaneous absorption decreased from 22.9% for laureth-1 to 2.1% for laureth-10 solutions, 0.25% in ethanol. The absorbed laureths were rapidly metabolized to carbon dioxide. Compounds analogous to laureth-9 readily penetrated the skin of rats, and approximately 50% of the absorbed dose was excreted. Using human subjects, the majority of the dose could be wiped away from the test site after 8 h; less than 2% was found in the urine. With atopic patients, the calculated dermal absorption rate for laureth-9 was 0.0017% for a diluted bath oil and 0.0035% with after-shower application. For PEG-3 methyl ether, however, in vitro absorption data indicated that it would not readily penetrate the skin. Some alkyl PEG ethers, such as cetareths and oleths, have been reported to enhance the penetration of certain compounds through the skin.

Acute oral toxicity data were available for some of the laureths, PEG methyl ethers, and the C- pareth ingredients. C9-11 Pareth-8, C14-15 pareth-11, and C14-15 pareth-13 had the lowest LD₅₀ values, which were 1 mg/kg in rats. Many of the LD₅₀ values were in the range of 2300-3300 mg/kg, with some, such as C12-13 pareth-2, having a value >10,000 mg/kg. Dermal, the data available indicated the LD₅₀ values for rats and rabbits were mostly >2000 mg/kg for these families of ingredients. Specifically for laureth-4, the dermal LD₅₀ ranged from 0.93-1.78 ml/kg for rabbits, and the researchers indicated that, in rats, the potential for neurotoxicity was observed. In acute inhalation studies with PEG-3 methyl ether, an LC₅₀ value was not established, as all animals survived exposure to 200 mg/l for 1 h and to concentrated vapors for 8 h.

In 21-day, 90-day and 2-yr feeding studies, compounds analogous to laureth-9 had dietary NOAELs of 459-519, 50-785, and 50-162 mg/kg bw in rats. In a 13-day oral study with an unspecified deceth, doses of ≥25 g/kg resulted in death in rabbits. In a 14-day drinking water study, PEG-3 methyl ether was mildly to moderately toxic at 4 g/kg and severely toxic at ≥8 g/kg, while in a 91-day drinking water study, PEG-3 methyl ether had a NOAEL of 400 mg/kg/day for liver effects; testicular effects were observed, but were attributed to contamination.

tion with 2-methoxyethanol. In a 13-wk dietary study, a dose of $\leq 10,000$ ppm C14-15 pareth-7 produced some differences compared to controls in organ weights and clinical chemistry and hematology values, but since no microscopic lesions were observed, these were not considered toxicologically significant. For an unspecified oleth administered orally to rats, doses of ≥ 750 mg/kg resulted in either death or significant signs of toxicity, and 1 of 6 animals given 3000 mg/kg/day for 17 days was killed in moribund condition. However, at necropsy, the organs and tissues appeared normal.

In a 2-wk dermal study, dosing with 495-1980 mg/kg/day undiluted laureth-4 under occlusion did not result in erythema or edema, and no toxicologically significant results were reported, while in a 13-wk study, moderate localized erythema was observed at all doses levels of 2.5% aq. C14-15AE7 in rabbits. For PEG-3 methyl ether, some erythema and edema were observed with occlusive applications of 1000 mg/kg/day in a 12-day study using rats; however, one study using rats reported a NOAEL of 4000 mg/kg/day. Similar results were observed with PEG-7 methyl ether in 14- and 21-day studies, in which ≤ 5000 mg/kg, unoccluded, produced slight to moderate erythema and desquamation in rats and a 50% solution applied unocclusively produced slight to moderate erythema and slight desquamation in rabbits. No results observed with any of the PEG methyl ethers were considered toxicologically significant. The dermal responses observed in a 13 wk studies involving application of $\leq 25\%$ aq. C9-11 pareth-6 to rats (epidermal thickening with hyperkeratosis) or a 0.5% solution of an unspecified talloweth to rabbits (slight irritation, moderate epidermal hyperplasia, hyperkeratosis, and inflammatory infiltrates), were not considered toxicologically significant.

Using rabbits, undiluted laureth-9 produced moderate irritation at abraded sites, while 10 and 20% dilutions caused slight irritation at intact and abraded sites at 24 h. The dermal irritation potentials of several compounds that were analogous to laureth-9 were determined. Under semi-occlusive conditions with a 4 h application, C14-15AE7, 0.5 ml at 10, 25, or 100%, was not irritating to rabbit skin. Following a 4 h occlusive application to rabbit skin, undiluted C12-14AE10 and undiluted C13AE6 were moderately irritating, and undiluted C13AE6.5 and undiluted C12-14AE6 were severely irritating. A 24 h occlusive application of C14-15AE7 was severely irritating to rabbit skin. A contraceptive aerosol formulation containing 20% laureth-9 was mildly irritating in a Draize test. In a mixture containing an unspecified laureth, the laureth was considered to be strong irritant to rabbit skin. Non-occlusive applications of PEG-3 methyl ether caused minimal irritation to rabbit skin. Undiluted C9-11, C12-13, C12-15, and C14-15 pareths were moderately to severely irritating to rabbit skin in Draize studies, with the exception of C14-15 pareth-18, which was mildly irritating. Dilutions of these ingredients were also tested, and, generally, 0.1 and 1% dilutions were non- to mildly irritating, while 10% dilutions ranged from slightly to, mostly, moderately irritating.

The sensitization potential of a number of alkyl PEG ethers was evaluated using guinea pigs. Laureths-5 and -9, compounds analogous to laureth-9, C9-11 pareth-3, -5, -6, -8, C12-13 pareth-2, -3, and -7, C12-15 pareth-3, -7, and -9, and C14-15 pareth-7, -11, -13, and -18 were not sensitizers using guinea pigs.

A 5% aq. solution of laureth-9 was not irritating to rabbit eyes. Compounds analogous to laureth-9 were moderately to severely irritating when instilled into rabbit eyes, and a 10% solution was moderately irritating. Dilution of these compounds reduced irritancy, and 0.1-1.0% solutions were non-irritating to rabbit eyes. At varying concentrations, PEG-3 methyl ether was slightly irritating to rabbit eyes. Undiluted C9-11, C12-13, C12-15, and C14-15 pareths were moderately to extremely irritating in Draize tests using unrinsed rabbit eyes, except for C14-15 pareth-18, which was minimally to mildly irritating. Rinsing reduced irritation in some cases but not all. At concentrations of 0.1-1%, these ingredients were non- to mildly irritating, while at 10%, they were moderately to severely irritating in some cases and practically non- to mildly irritating in others. A 5% solution of Oleth-20 produced mild, transient conjunctival redness and chemosis in rabbit eyes.

Laureth-9, 1%, caused severe damage to the nasal mucosa of rats. Regeneration of the epithelium started by day 3. As a 15% aq. solution, laureth-9 was not an irritant to the vaginal mucosa of dogs.

In a two-generation reproductive study, dermal administration of $\leq 25\%$ C9-11 pareth-6 did not have a toxicologically significant effect on dams or offspring. In two-generation oral reproductive studies with dietary administration of compounds analogous to laureth-9, the NOAEL for reproductive toxicity was > 250 mg/kg bw/day, and the NOAELs for maternal and developmental toxicity was 50 mg/kg bw/day. Dosing with ≤ 1000 mg/kg PEG-3 methyl ether did not result in any treatment-related reproductive effects in rats. A dose of 3000 mg/kg PEG-3 methyl ether did result in increased length of gestation and increased maternal kidney weights. In a study in which gravid rats were dosed with ≤ 5000 mg/kg PEG-3 methyl ether on days 6-15 of gestation, the maternal and developmental NOELs for rats were 625 mg/kg/day, and the NOAEL for maternal toxicity was 1250 mg/kg/day. For rabbits given ≤ 1500 mg/kg PEG-3 methyl ether on days 6-18 of gestation, clinical signs of toxicity and mortality were statistically significantly increased for the high dose group. The maternal and developmental NOELs for rabbits were 250 and 1000 mg/kg/day PEG-3 methyl ether, respectively. The NOAEL for maternal toxicity was 500 mg/kg/day, and the presumed NOAEL for developmental toxicity was 1500 mg/kg/day. In a test for developmental neurotoxicity, no neurotoxic effects attributable to PEG-3 methyl ether were identified.

An unspecified laureth was not mutagenic or genotoxic in an Ames test, transformation assay, or mouse lymphoma assay, and it did not induce sister chromatid exchanges or chromosomal aberrations in Chinese hamster ovary cells. Compounds analogous to laureth-9 were not mutagenic in an Ames test or clastogenic in in vitro or in vivo chromosomal aberration studies. PEG-3 methyl ether was not mutagenic or genotoxic in an Ames test, forward mutation assay, or in vivo mouse micronucleus test. PEG-7 methyl ether and C9-11 pareth-6 were not mutagenic in Ames tests.

Compounds that are analogous to laureth-9 were not carcinogenic in feeding studies in which rats were given up to 1% in the diet for 2 yrs.

In a retrospective clinical study, 0.97% of patients had a weakly positive and 0.25% of patients had a strongly positive reaction to 0.5% laureth-9, and 1.77 and 0.34% had weakly and strongly positive allergic contact reactions, respectively, to 3% laureth-9. Undiluted and 25% aq. C14-15AE7 produced negligible to slight irritation in an occlusive 3-patch application test, and a 10% aq. solution of C12-13AE6.5 was slightly irritating when applied under an occlusive patch for 24 h. In a human repeat insult patch test (HRIPT) of formulations containing laureth-9, 12% of subjects challenged with 10 and 15% formulations and 18% of patients challenged with formulations containing 20% laureth-9 had mild reactions. Test compounds analogous to laureth-9, evaluated in HRIPTs at concentrations of 1-25%, were not sensitizers. In HRIPTs to determine the sensitization potential of 1-15% C12-13 pareth-7 and 5-25% C12-15 pareth-7, slight or mild irritation was observed, but the ingredients were not sensitizers to human subjects. The clinical effect of steareth-2, -10, and -21 was evaluated on normal and damaged skin. The steareths did not have an effect on dermal blood flow with either normal or damaged skin, but

transepidermal water loss of damaged skin was decreased with steareth-2 and steareth-21. PEG-3 methyl ether was slightly irritating in a clinical study.

A number of case studies, primarily with laureths, particularly laureth-9, have been reported. Reactions included, but were not limited to, eczema, contact dermatitis, and a pruritic rash.

DISCUSSION

Alkyl PEG ethers, including the previously reviewed ingredients, laureth-4 and laureth-23, are very similar to one another – structurally, functionally, and toxicologically. While these ingredients comprise a large group, fundamentally, all simple alkyl PEG ethers are the reaction products of alkyl alcohols and one or more equivalents of ethylene oxide.

The Expert Panel noted gaps in the available safety data for some of the alkyl PEG ethers in this safety assessment. The available data on many of the ingredients are sufficient, however, and similar structural activity relationships, biologic functions, and cosmetic product usage, suggest that the available data may be extrapolated to support the safety of the entire group. For example, a concern was expressed regarding the extent of dermal absorption for certain long-chain, branched alkyl PEG ethers because of a lack of information on dermal absorption and metabolism. The consensus of the Panel was, that because, dermal penetration of long chain alcohols is likely to be low, and the dermal penetration for alkyl PEG ethers is likely to be even lower, inferring toxicity characteristics from ingredients where toxicity data were available was appropriate. Additionally, the Panel has previously reviewed a number of the alkyl PEG ethers as individual groups, i.e. Cetareths, Ceteths, Laneths, Oleths, and Steareths, and in this report, the Panel has relied to a great extent on data from these past reports.

Some of the past assessments of ingredients that included a PEG moiety stated that the ingredient should not be used on damaged skin. Since an amended conclusion has been issued for the PEGs, that caveat is no longer necessary.

The potential adverse effects of inhaled aerosols depend on the specific chemical species, the concentration and the duration of the exposure and their site of deposition within the respiratory system. In practice, aerosols should have at least 99% of their particle diameters in the 10 – 110 µm range and the mean particle diameter in a typical aerosol spray has been reported as ~38 µm. Particles with an aerodynamic diameter of ≤ 10 µm are respirable. In the absence of inhalation toxicity data, the Panel determined that alkyl PEG ethers can be used safely in aerosol products, because the product size is not respirable.

Also of concern to the Expert Panel was the possible presence of 1,4-dioxane, ethylene oxide, methoxyethanol, and methoxydiglycol impurities. The Panel stressed that the cosmetics industry should continue to use the necessary procedures to remove 1,4-dioxane and ethylene oxide impurities from the ingredients before blending them into cosmetic formulations. Because methoxy PEGs are defined as having an average number of ethylene oxide units, they have the potential of containing methoxyethanol and methoxydiglycol. Cosmetic preparations should not contain these impurities. The Panel has also stated that impurities or residual by-products that may be present, such as formaldehyde, BHT, or BHA, should only be present at concentrations allowed by the Panel in past assessments.

The CIR Expert Panel considered the dangers inherent in using animal-derived ingredients, namely the transmission of infectious agents. While tallow may be used in the manufacture of some ingredients in this safety assessment and is clearly animal-derived, the Expert Panel notes that tallow is highly processed and tallow derivatives even more so. The Panel agrees with determinations by the U.S. FDA that tallow derivatives are not risk materials for transmission of infectious agents.

The Expert Panel recognized that some of these ingredients can enhance the penetration of other ingredients through the skin. The Panel cautioned that care should be taken in formulating cosmetic products that may contain these ingredients in combination with any ingredients whose safety was based on their lack of dermal absorption data, or when dermal absorption was a concern.

The Expert Panel was also concerned that the potential exists for dermal irritation with the use of products formulated using some of the alkyl PEG ethers. The Expert Panel specified that products must be formulated to be non-irritating.

Finally, this assessment is intended to address future cosmetic use of alkyl PEG ethers that vary from those in this assessment only in the number of ethylene glycol repeat units. The Expert Panel considers that the available data would extend to additional alkyl PEG ethers that could be used in cosmetics in the future.

CONCLUSION

The CIR Expert Panel concluded that the alkyl PEG ethers are safe in the present practices of use and concentration described in this safety assessment when formulated to be non-irritating. Were ingredients in this group not in current to be used in the future, the expectation is that they would be used in product categories and at concentrations comparable to others in this group. This assessment is also intended to address future alkyl PEG ether cosmetic ingredients that vary from those ingredients recited herein only by the number of ethylene glycol repeat units.

From the Safety Assessment on Polypropylene Glycols

SUMMARY

Propylene glycol (PG) and polypropylene glycols (PPGs) were reviewed by the Cosmetic Ingredient Review (CIR) Expert Panel in 1994, and it was concluded that these ingredients were safe for use in cosmetic products at concentrations up to 50.0%. This re-review was opened to amend the conclusion (the concentration of use of PG is >50%), consider new data, and to add new ingredients so that all of the PPGs identified in the *International Cosmetic Ingredient Dictionary and Handbook*, i.e., PPG-3, PPG-7, PPG-9, PPG-12, PPG-13, PPG-15, PPG-16, PPG-17, PPG-20, PPG-26, PPG-30, PPG-33, PPG-34, PPG-51, PPG-52, and PPG-69, as well as tripropylene glycol, are included.

PG is an aliphatic alcohol that is manufactured as a reaction product of propylene oxide and water. Tripropylene glycol is manufactured by sequential addition of propylene oxide to PG and contains only a 3 chain length. PPGs are manufactured by the addition of propylene oxide to dipropylene glycol and have average chain lengths of their "n" value; for example, PPG-3 would have an average chain length of 3. USP grade PG (used in cosmetics) manufactured by Dow contains diethylene glycol and ethylene glycol at concentrations that are non-detectable (quantification limit of 0.008 percent wt/wt). Two companies reported that the concentration of propylene oxide in PPGs used to make finished products is ≤10 ppm propylene oxide.

In 1984, PG was reported to the FDA as being used in 5676 cosmetic formulations at concentrations of 0 to >50%. As of 2009, use of PG has increased significantly, and PG was reported to FDA as being used in 9747 cosmetic formulations. Concentration of use has also increased, with bath oil/tablet/salt preparations containing up to 99% PG and leave-on formulations, including deodorants, containing up to 73% PG. The PPGs are not as widely used as PG, and the maximum reported concentration is 22%. Tripropylene glycol is used in 8 formulations, 7 of which are deodorants, at up to 22%.

In mammals, the major pathway of PG metabolism is to lactaldehyde and then lactate via hepatic alcohol and aldehyde dehydrogenases. When PG was administered i.v. to human subjects (patients), elimination from the body occurred in a dose-dependent manner. Animal studies using PPGs with avg mol wts of 425-2025 indicated that PPGs are readily absorbed from the GI tract and excreted in the urine and feces.

Dermal penetration of PG from a ternary cosolvent solution through hairless mouse skin was 57% over a 24 h period. Using thermal emission decay (TED)-Fourier transform infrared (FTIR) spectroscopy, it appeared that PG did not reach the dermis.

PG can act as a penetration enhancer for some chemicals and under some conditions. Often, it works synergistically with other enhancers. The mechanism by which PG enhances penetration has not been definitively identified.

In both the 1994 safety assessment and currently, few toxic effects were seen in dosing with PG or PPGs. The oral LD₅₀ of PG was >21 g/kg for rats. The LD₅₀ of PPG, mol wts 300-3900, ranged from 0.5-40 g/kg for rats, while the oral LD₅₀ of PPGs, mol wts not given, ranged from 1.5-17 g/kg for guinea pigs. The dermal LD₅₀ of PG was >11.2 g/kg for mice and was 13 g/kg for rats. The dermal LD₅₀ of PPG, mol wts 425-2025, was >20 ml/kg for rabbits. All mice survived in a short-term study in which mice were given 10% PG in drinking water for 14 days, and all rats and mongrel dogs survived oral dosing with up to 3.0 ml 100% PG, 3 times per day, for 3 days. In a subchronic study, a dose of ≤50,000 ppm PG given in the feed for 15 wks did not produce any lesions. PPG 750 did not cause any adverse effects when given at 0.1% for 10 days, but a concentration of 1% produced slight increases in liver and kidney weight. The highest no effect level of PPG 1200 fed to rats and dogs for 90 days was 0.3%. No adverse effects were seen in a 90-day study in which rats or dogs fed 501 or 810 mg/kg/day, respectively, PPG 2000. In a subchronic dermal study, 1 ml/kg PPG 2000 did not cause adverse effects in rabbits, but 5 and 10 ml/kg caused a slight depression in growth. Subchronic inhalation data reported some effects in rats due to PG exposure of 2.2 mg/l air for 6 h/day, 5 days/wk, for 13 wks, but these effects were inconsistent and without dose-response trends. In the 1994 safety assessment, no toxic effects were reported in chronic studies when rats or dogs were given feed containing 50 g/kg or 5 g/kg, respectively, PG.

Undiluted PG and PPG, mol wt 425-2025, were at most slight ocular irritants. Dermal irritation studies were reported in the 1994 assessment and currently. In one study using nude mice, 50% PG may have caused skin irritation, while in another study, 100% PG was minimally irritating to hairless mice. Undiluted PG was at most a mild dermal irritant in a Draize test using rabbits with intact and abraded skin. No reactions to undiluted PG were observed with guinea pigs, rabbits, or Gottingen swine. Using nude mice, hypertrophy, dermal inflammation, and proliferation were observed with 50% PG. These effects were not seen in hairless mice with undiluted PG. PG (concentrations not given) was negative in a number of sensitization/allergenicity assays using guinea pigs. In a study using guinea pigs, 0.5 ml PG was a weak sensitizer. PPG (concentration not stated), mol wt 425-2025, was not an irritant to rabbits.

Oral administration of PG did not have any adverse reproductive or developmental effects when evaluated in mice at concentrations of ≤5%, rats at doses of ≤1600 mg/kg, rabbits at doses of ≤1230 mg/kg, or hamsters at doses of ≤1550 mg/kg. Embryonic development was reduced or inhibited completely in cultures of mouse zygotes exposed to 3.0 or 6.0 M PG, respectively. A study examining induction of cytogenetic aberrations in mice reported an increase in the frequency of premature centrosphere separation with 1300-5200 mg/kg PG. In zygotes from PG-dosed mice, hyperploidy was increased.

PG, ≤10,000 µg/plate, was not mutagenic in Ames tests with or without metabolic activation. PG, tested at concentrations of 3.8-22.8 mg/ml, was a weak but potential inducer of sister chromatid exchanges (SCEs), causing a dose-dependent increase in SCEs in a Chinese hamster cell line. However in another SCE assay using human cultured fibroblasts and Chinese hamster cells with and without metabolic activation, PG was not mutagenic. PG, 32 mg/ml, induced chromosomal aberrations in a Chinese hamster fibroblast line, but not in human embryonic cells. PG was not mutagenic in mitotic recombination or basepair substitution assays, or in a micronucleus test or a hamster embryo cell transformation assay. (Concentration used not specified) Tripropylene glycol, ≤10,000 µg/plate, was not mutagenic in an Ames assay.

PG was not carcinogenic in a 2 yr chronic study in which rats were given ≤50 000 ppm PG in the diet. Dermal application of undiluted PG to Swiss mice in a lifetime study produced no significant carcinogenic effects. PG was not carcinogenic in other oral, dermal, and subcutaneous studies.

Combined exposure to PG and oleic acid synergistically enhanced the dermal penetration of both compounds. Addition of PG to an isopropanol vehicle enhanced the irritant reactions of benzoic acid; maximal enhancement was seen with 5% PG.

PG induced skin irritation reactions in normal subjects and in patients. Reactions were observed at concentrations as low as 10% in predictive tests and 2% in provocative tests. Use studies of deodorants containing 35-73% PG did not report any potential for eliciting irritation or sensitization. PG generally did not induce sensitization reactions when tested at 12-86%, although results were questionable in a RIPT of a deodorant containing 73% PG. Additionally, in a modified Draize sensitization study with 203 subjects, PG (0.2 ml, concentration not stated) induced 19 cutaneous reactions at challenge. PG did not produce a photoallergic response in a provocative photopatch test. Retrospective analysis of pools of patient patch test data indicated that $\leq 6.0\%$ of patients tested had positive reactions to 30% aq. PG.

DISCUSSION

The CIR Expert Panel reopened the 1994 safety assessment of propylene glycol and polypropylene glycols to address the safety of current high-use-concentrations of PG, as well as to add all the PPGs currently listed in the *International Cosmetic Ingredient Dictionary and Handbook*. This report is intended to also address the safety of similar PPGs that may be used as cosmetic ingredients in the future.

Tripropylene glycol is similar to PG and the PPGs, its safety can be supported by the existing data and, therefore, the Panel included tripropylene glycol in this safety assessment.

Propylene oxide is used in the manufacture of PPGs, but should not appear in cosmetic formulations because of safety concerns. The Panel expects that PPGs contain ≤ 10 ppm propylene oxide, ensuring the safety of formulations in which PPGs are used.

PG and PPGs were not considered to be acute or chronic toxicants in oral or dermal studies, were not genotoxic or carcinogenic, and were not reproductive or developmental toxicants, supporting that use in cosmetics would be safe in regard to these endpoints.

At the time of the original safety assessment, a concentration limit of 50% PG and PPGs was established based on the results of existing irritation and sensitization studies. The potential for skin irritation was especially of concern under occlusive conditions, and this potential could be concentration-dependent. An RIPT performed using a stick antiperspirant containing 86% PG produced no evidence of sensitization. Additionally, use studies of deodorant sticks containing 35-73% PG did not demonstrate a potential for eliciting dermal irritation or sensitization. Therefore the Panel determined that PG would not present a sensitization risk at the concentrations currently in use.

The Expert Panel did note that propylene glycol may act as a penetration enhancer. Some cosmetic ingredients have been regarded as safe based on the fact that they do not penetrate the skin. If propylene glycol enhances penetration of such ingredients, then they should not exist together in formulation.

Additionally, PG is used in aerosols. The potential adverse effects of inhaled aerosols depend on the specific chemical species, the concentration and the duration of the exposure and their site of deposition within the respiratory system. In practice, aerosols should have at least 99% of their particle diameters in the 10 – 110 μm range and the mean particle diameter in a typical aerosol spray has been reported as ~ 38 μm . Particles with an aerodynamic diameter of $\leq 10\mu\text{m}$ are respirable. In the absence of significant inhalation toxicity data, the Panel determined that PG can be used safely in hair sprays because the product particle size is not respirable.

The CIR Expert Panel, as noted earlier, considers that the available data for PPG-3 through PPG-69 would extend to any PPG-n to be used in cosmetics in the future. There are no concerns regarding residual monomers in PPGs. Were the “n” in PPG-n to be 32, for example, ample evidence suggests that its toxicity would be no different from PPG-30 or PPG-33. Were the “n” to be 120, the ingredient would be sufficiently large so that no dermal penetration would be possible.

AMENDED CONCLUSION

The CIR Expert Panel concluded that propylene glycol, tripropylene glycol, PPG-3, -7, -9, -12, -13, -15, -16, -17, -20, -26, -30, -33, -34, -51, -52, -69, and any $\text{PPG} \geq 3$, are safe as cosmetic ingredients in the present practices of use and concentration as described in this safety assessment when formulated to be non-irritating.

TABLES

Table 1. Alkyl PEG/PPG Ethers included in this assessment

PEG-4-PPG-7 C13/C15 Alcohol	PPG-2 C9-11 Pareth-11	PPG-2-Isodeceth-4
PEG/PPG-3/6 Dimethyl Ether	PPG-2 C12-13 Pareth-8	PPG-2-Isodeceth-6
PEG/PPG-7/12 Dimethyl Ether	PPG-2 C12-15 Pareth-6	PPG-2-Isodeceth-8
PEG/PPG-9/2 Dimethyl Ether	PPG-4 C13-15 Pareth-15	PPG-2-Isodeceth-9
PEG/PPG-14/7 Dimethyl Ether	PPG-5 C9-15 Pareth-6	PPG-2-Isodeceth-10
PEG/PPG-17/4 Dimethyl Ether	PPG-6 C9-11 Pareth-5	PPG-2-Isodeceth-12
PEG/PPG-22/40 Dimethyl Ether	PPG-6 C12-15 Pareth-12	PPG-2-Isodeceth-18
PEG/PPG-27/14 Dimethyl Ether	PPG-6 C12-18 Pareth-11	PPG-2-Isodeceth-25
PEG/PPG-35/40 Dimethyl Ether	PPG-3 C12-14 Sec-Pareth-7	PPG-3-Isodeceth-1
PEG/PPG-36/41 Dimethyl Ether	PPG-4 C12-14 Sec-Pareth-5	PPG-4-Isodeceth-10
PEG/PPG-50/40 Dimethyl Ether	PPG-5 C12-14 Sec-Pareth-7	PPG-3-Isosteareth-9
PEG/PPG-52/32 Dimethyl Ether	PPG-5 C12-14 Sec-Pareth-9	PPG-2-Laureth-5
PEG/PPG-55/28 Dimethyl Ether	PPG-1-Deceth-4	PPG-2-Laureth-8
PEG/PPG-4/2 Propylheptyl Ether	PPG-1-Deceth-5	PPG-2-Laureth-12
PEG/PPG-6/2 Propylheptyl Ether	PPG-1-Deceth-6	PPG-3-Laureth-8
PEG-7/PPG-2 Propylheptyl Ether	PPG-1-Deceth-7	PPG-3-Laureth-9
PEG/PPG-8/2 Propylheptyl Ether	PPG-2-Deceth-3	PPG-3-Laureth-10
PEG/PPG-10/2 Propylheptyl Ether	PPG-2-Deceth-5	PPG-3-Laureth-12
PEG/PPG-14/2 Propylheptyl Ether	PPG-2-Deceth-7	PPG-4 Laureth-2
PEG/PPG-40/2 Propylheptyl Ether	PPG-2-Deceth-8	PPG-4 Laureth-5
PPG-2-Cetareth-9	PPG-2-Deceth-10	PPG-4 Laureth-7
PPG-4-Cetareth-12	PPG-2-Deceth-12	PPG-4-Laureth-15
PPG-10-Cetareth-20	PPG-2-Deceth-15	PPG-5-Laureth-5
PPG-1-Ceteth-1	PPG-2-Deceth-20	PPG-6-Laureth-3
PPG-1-Ceteth-5	PPG-2-Deceth-30	PPG-25-Laureth-25
PPG-1-Ceteth-10	PPG-2-Deceth-40	PPG-3-Myreth-3
PPG-1-Ceteth-20	PPG-2-Deceth-50	PPG-3-Myreth-11
PPG-2-Ceteth-1	PPG-2-Deceth-60	PPG-2-PEG-11 Hydrogenated Lauryl Alcohol Ether
PPG-2-Ceteth-5	PPG-4-Deceth-4	PPG-3-PEG-6 Oleyl Ether
PPG-2-Ceteth-10	PPG-4-Deceth-6	PPG-9-Steareth-3
PPG-2-Ceteth-20	PPG-6-Deceth-4	PPG-23-Steareth-34
PPG-4-Ceteth-1	PPG-6-Deceth-9	PPG-30 Steareth-4
PPG-4-Ceteth-5	PPG-8-Deceth-6	PPG-34-Steareth-3
PPG-4-Ceteth-10	PPG-14-Deceth-6	PPG-38 Steareth-6
PPG-4-Ceteth-20	PPG-6-Decyltetradeceth-12	PPG-1 Trideceth- 6
PPG-5-Ceteth-20	PPG-6-Decyltetradeceth-20	PPG-1 Trideceth-13
PPG-8-Ceteth-1	PPG-6-Decyltetradeceth-30	PPG-4 Trideceth-6
PPG-8-Ceteth-2	PPG-13-Decyltetradeceth-24	PPG-6 Trideceth-8
PPG-8-Ceteth-5	PPG-20-Decyltetradeceth-10	Propylene Glycol Capreth-4
PPG-8-Ceteth-10	PPG-9-Ethylhexeth-5	Propylene Glycol Isodeceth-4
PPG-8-Ceteth-20	PPG-1-Isodeceth-4	Propylene Glycol Isodeceth-12
PPG-2 C9-11 Pareth-5	PPG-1-Isodeceth-6	Propylene Glycol Laureth-6
PPG-2 C9-11 Pareth-7	PPG-1-Isodeceth-7	Propylene Glycol Oleth-5
PPG-2 C9-11 Pareth-8	PPG-1-Isodeceth-9	

Table 2. Definitions, Structures, and Functions

Ingredient (CAS No. if available)	Definition ¹	Structure ¹ :CIR staff [®]	Function
PEG-4-PPG-7 C13/C15 Alcohol	the polyoxypropylene, polyoxyethylene ether of a mixture of synthetic C13/C15 alcohols with an average propoxylation value of 7 and an average ethoxylation value of 4		surfactant – emulsifying agent
PEG/PPG-3/6 Dimethyl Ether (61419-46-3)	the copolymer produced by the interaction of 3 moles of ethylene oxide with 6 moles of propylene oxide end-blocked with methyl ether		skin conditioning agent - misc
PEG/PPG-7/12 Dimethyl Ether	copolymer produced by the interaction of 7 moles of ethylene oxide with 12 moles of propylene oxide end-blocked with dimethyl ether		skin conditioning agent - misc
PEG/PPG-9/2 Dimethyl Ether (61419-46-3)	the copolymer produced by the interaction of 9 moles of ethylene oxide with 2 moles of propylene oxide end-blocked with dimethyl ether		skin conditioning agent - misc
PEG/PPG-14/7 Dimethyl Ether (61419-46-3)	the copolymer produced by the interaction of 14 moles of ethylene oxide with 7 moles of propylene oxide end-blocked with dimethyl ether		skin conditioning agent - misc
PEG/PPG-17/4 Dimethyl Ether	the copolymer produced by the interaction of 17 moles of ethylene oxide with 4 moles of propylene oxide end-blocked with dimethyl ether		skin conditioning agent - misc

Table 2. Definitions, Structures, and, Functions

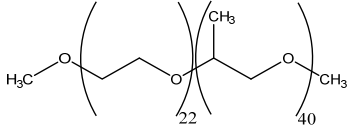
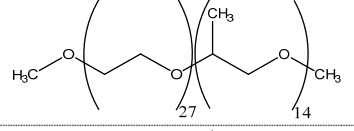
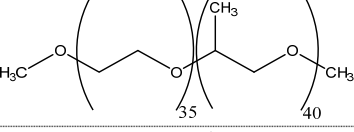
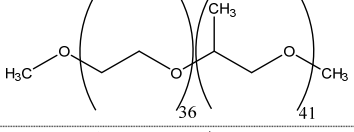
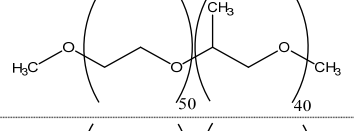
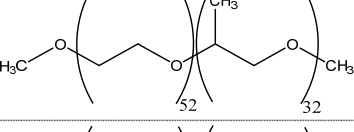
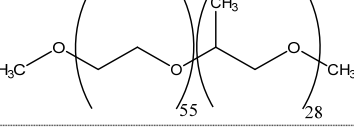
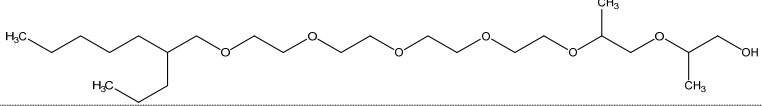
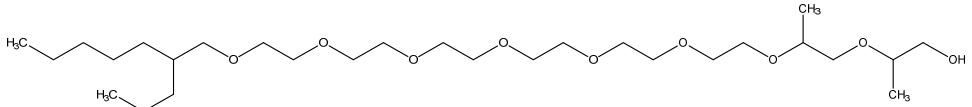
Ingredient (CAS No. if available)	Definition¹	Structure¹ ; CTR staff[®]	Function
PEG/PPG-22/40 Dimethyl Ether	a copolymer produced by the interaction of 22 moles of ethylene oxide with 40 moles of propylene oxide end-blocked with methyl ether		skin conditioning agent - misc
PEG/PPG-27/14 Dimethyl Ether	a copolymer produced by the interaction of 27 moles of ethylene oxide with 14 moles of propylene oxide end-blocked with methyl ether		skin conditioning agent - misc
PEG/PPG-35/40 Dimethyl Ether	the copolymer produced by interacting 35 moles of ethylene oxide with 40 moles of propylene oxide end-blocked with dimethyl ether		skin conditioning agent - misc
PEG/PPG-36/41 Dimethyl Ether	the copolymer produced by the interaction of 36 moles of ethylene oxide and 41 moles of propylene oxide end-blocked with methyl ether		skin conditioning agent - misc
PEG/PPG-50/40 Dimethyl Ether	the copolymer produced by the interaction of 50 moles of ethylene oxide with 40 moles of propylene oxide end-blocked with dimethyl ether		skin conditioning agent - misc
PEG/PPG-52/32 Dimethyl Ether	a copolymer produced by the interaction of 52 moles of ethylene oxide with 32 moles of propylene oxide end-blocked with methyl ether		skin conditioning agent - misc
PEG/PPG-55/28 Dimethyl Ether	a copolymer produced by the interaction of 55 moles of ethylene oxide with 28 moles of propylene oxide end-blocked with methyl ether		skin conditioning agent - misc
PEG/PPG-4/2 Propylheptyl Ether (166736-08-9)	the product formed by the reaction of 2-propylheptanol with an average of 4 moles of ethylene oxide and 2 moles of propylene oxide		surfactant – cleansing, dispersing, emulsifying, or solubilizing agent
PEG/PPG-6/2 Propylheptyl Ether (166736-08-9)	the product formed by the reaction of 2-propylheptanol with an average of 6 moles of ethylene oxide and 2 moles of propylene oxide		surfactant – cleansing, dispersing, emulsifying, or solubilizing agent

Table 2. Definitions, Structures, and, Functions

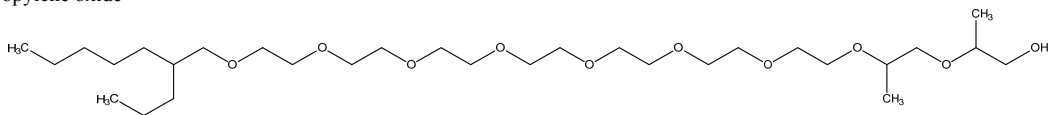
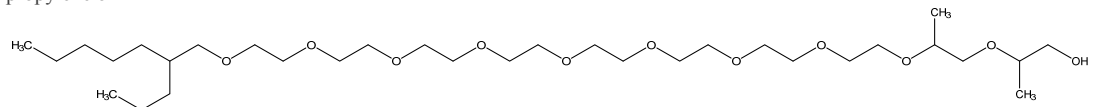
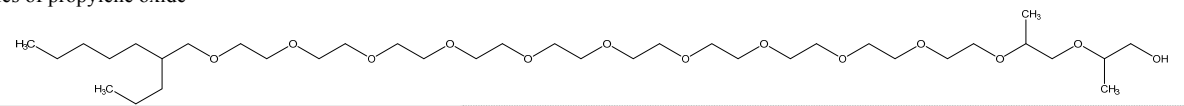
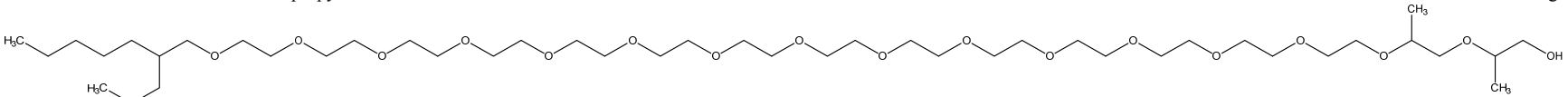
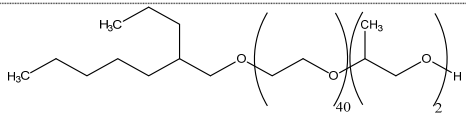
Ingredient (CAS No. if available)	Definition¹	Structure¹ ;CIR staff[®]	Function
PEG-7/PPG-2 Propylheptyl Ether	the product formed by the reaction of 2-propylheptanol with an average of 7 moles of ethylene oxide and 2 moles of propylene oxide		surfactant – cleansing, dispersing, emulsifying, or solubilizing agent
PEG/PPG-8/2 Propylheptyl Ether (166736-08-9)	the product formed by the reaction of 2-propylheptanol with an average of 8 moles of ethylene oxide and 2 moles of propylene oxide		surfactant – cleansing, dispersing, emulsifying, or solubilizing agent
PEG/PPG-10/2 Propylheptyl Ether (166736-08-9)	the product formed by the reaction of 2-propylheptanol with an average of 10 moles of ethylene oxide and 2 moles of propylene oxide		surfactant – cleansing, dispersing, emulsifying, or solubilizing agent
PEG/PPG-14/2 Propylheptyl Ether (166736-08-9)	the product formed by the reaction of 2-propylheptanol with an average of 14 moles of ethylene oxide and 2 moles of propylene oxide		surfactant – cleansing, dispersing, emulsifying, or solubilizing agent
PEG/PPG-40/2 Propylheptyl Ether (166736-08-9)	the product formed by the reaction of 2-propylheptanol with an average of 40 moles of ethylene oxide and 2 moles of propylene oxide		surfactant – cleansing, dispersing, emulsifying, or solubilizing agent
PPG-2-Ceteareth-9	the polyoxypropylene, polyoxyethylene ether of Cetearyl Alcohol (q.v.) that conforms generally to the formula where R represents a blend of cetyl and stearyl radicals, x has an average value of 2 and y has an average value of 9	$\begin{array}{c} \text{R}(\text{OCHCH}_2)_x(\text{OCH}_2\text{CH}_2)_y\text{OH} \\ \\ \text{CH}_3 \end{array}$	surfactant – emulsifying agent
PPG-4-Ceteareth-12	the polyoxypropylene, polyoxyethylene ether of Cetearyl Alcohol (q.v.) that conforms generally to the formula where R represents a blend of cetyl and stearyl radicals, x has an average value of 4 and y has an average value of 12	$\begin{array}{c} \text{R}(\text{OCHCH}_2)_x(\text{OCH}_2\text{CH}_2)_y\text{OH} \\ \\ \text{CH}_3 \end{array}$	surfactant – emulsifying agent
PPG-10-Ceteareth-20	the polyoxypropylene, polyoxyethylene ether of Cetearyl Alcohol (q.v.) that conforms generally to the formula: (structure) where R represents a blend of cetyl and stearyl radicals, x has an average value of 10 and y has an average value of 20	$\begin{array}{c} \text{R}(\text{OCHCH}_2)_x(\text{OCH}_2\text{CH}_2)_y\text{OH} \\ \\ \text{CH}_3 \end{array}$	surfactant – emulsifying agent

Table 2. Definitions, Structures, and, Functions

Ingredient (CAS No. if available)	Definition¹	Structure¹ ; CIR staff⁶	Function
PPG-1-Ceteth-1 (37311-01-6; 9087-53-0)	the polyoxypropylene, polyoxyethylene ether of cetyl alcohol that conforms generally to the formula where x has an average value of 1 and y has an average value of 1	$\text{CH}_3(\text{CH}_2)_{15}(\text{OCHCH}_2)_x(\text{OCH}_2\text{CH}_2)_y\text{OH}$ $\quad \quad \quad $ $\quad \quad \quad \text{CH}_3$	skin conditioning agent – emollient; surfactant – emulsifying agent
PPG-1-Ceteth-5 (37311-01-6; 9087-53-0)	the polyoxypropylene, polyoxyethylene ether of cetyl alcohol that conforms generally to the formula where x has an average value of 1 and y has an average value of 5	$\text{CH}_3(\text{CH}_2)_{15}(\text{OCHCH}_2)_x(\text{OCH}_2\text{CH}_2)_y\text{OH}$ $\quad \quad \quad $ $\quad \quad \quad \text{CH}_3$	skin conditioning agent – emollient; surfactant – emulsifying agent
PPG-1-Ceteth-10 (37311-01-6; 9087-53-0)	the polyoxypropylene, polyoxyethylene ether of cetyl alcohol that conforms generally to the formula where x has an average value of 1 and y has an average value of 10	$\text{CH}_3(\text{CH}_2)_{15}(\text{OCHCH}_2)_x(\text{OCH}_2\text{CH}_2)_y\text{OH}$ $\quad \quad \quad $ $\quad \quad \quad \text{CH}_3$	skin conditioning agent – emollient; surfactant – emulsifying agent
PPG-1-Ceteth-20 (37311-01-6; 9087-53-0)	the polyoxypropylene, polyoxyethylene ether of cetyl alcohol that conforms generally to the formula: (structure) where x has an average value of 1 and y has an average value of 20	$\text{CH}_3(\text{CH}_2)_{15}(\text{OCHCH}_2)_x(\text{OCH}_2\text{CH}_2)_y\text{OH}$ $\quad \quad \quad $ $\quad \quad \quad \text{CH}_3$	skin conditioning agent – emollient; surfactant – emulsifying and solubilizing agent
PPG-2-Ceteth-1 (37311-01-6; 9087-53-0)	the polyoxypropylene, polyoxyethylene ether of cetyl alcohol that conforms generally to the formula: (structure) where x has an average value of 2 and y has an average value 1	$\text{CH}_3(\text{CH}_2)_{15}(\text{OCHCH}_2)_x(\text{OCH}_2\text{CH}_2)_y\text{OH}$ $\quad \quad \quad $ $\quad \quad \quad \text{CH}_3$	skin conditioning agent – emollient; surfactant – emulsifying agent
PPG-2-Ceteth-5 (37311-01-6; 9087-53-0)	the polyoxypropylene, polyoxyethylene ether of cetyl alcohol that conforms generally to the formula where x has an average value of 2 and y has an average value of 5	$\text{CH}_3(\text{CH}_2)_{15}(\text{OCHCH}_2)_x(\text{OCH}_2\text{CH}_2)_y\text{OH}$ $\quad \quad \quad $ $\quad \quad \quad \text{CH}_3$	skin conditioning agent – emollient; surfactant – emulsifying agent
PPG-2-Ceteth-10 (37311-01-6; 9087-53-0)	the polyoxypropylene, polyoxyethylene ether of cetyl alcohol that conforms generally to the formula where x has an average value of 2 and y has an average value of 10	$\text{CH}_3(\text{CH}_2)_{15}(\text{OCHCH}_2)_x(\text{OCH}_2\text{CH}_2)_y\text{OH}$ $\quad \quad \quad $ $\quad \quad \quad \text{CH}_3$	skin conditioning agent – emollient; surfactant – emulsifying agent
PPG-2-Ceteth-20 (37311-01-6; 9087-53-0)	is the polyoxypropylene, polyoxyethylene ether of cetyl alcohol that conforms generally to the formula where x has an average value of 2 and y has an average value of 20	$\text{CH}_3(\text{CH}_2)_{15}(\text{OCHCH}_2)_x(\text{OCH}_2\text{CH}_2)_y\text{OH}$ $\quad \quad \quad $ $\quad \quad \quad \text{CH}_3$	skin conditioning agent – emollient; surfactant – emulsifying and solubilizing agent
PPG-4-Ceteth-1 (37311-01-6; 9087-53-0)	the polyoxypropylene polyoxyethylene ether of cetyl alcohol that conforms generally to the formula where x has an average value of 4 and y has an average value of 1	$\text{CH}_3(\text{CH}_2)_{15}(\text{OCHCH}_2)_x(\text{OCH}_2\text{CH}_2)_y\text{OH}$ $\quad \quad \quad $ $\quad \quad \quad \text{CH}_3$	skin conditioning agent – emollient; surfactant – emulsifying agent
PPG-4-Ceteth-5 (37311-01-6; 9087-53-0)	the polyoxypropylene, polyoxyethylene ether of cetyl alcohol that conforms generally to the formula where x has an average value of 4 and y has an average value of 5	$\text{CH}_3(\text{CH}_2)_{15}(\text{OCHCH}_2)_x(\text{OCH}_2\text{CH}_2)_y\text{OH}$ $\quad \quad \quad $ $\quad \quad \quad \text{CH}_3$	skin conditioning agent – emollient; surfactant – emulsifying agent
PPG-4-Ceteth-10 (37311-01-6; 9087-53-0)	the polyoxypropylene, polyoxyethylene ether of cetyl alcohol that conforms generally to the formula where x has an average value of 4 and y has an average value of 10	$\text{CH}_3(\text{CH}_2)_{15}(\text{OCHCH}_2)_x(\text{OCH}_2\text{CH}_2)_y\text{OH}$ $\quad \quad \quad $ $\quad \quad \quad \text{CH}_3$	surfactant – emulsifying agent
PPG-4-Ceteth-20 (37311-01-6; 9087-53-0)	the polyoxypropylene, polyoxyethylene ether of cetyl alcohol that conforms generally to the formula where x has an average value of 4 and y has an average value of 20	$\text{CH}_3(\text{CH}_2)_{15}(\text{OCHCH}_2)_x(\text{OCH}_2\text{CH}_2)_y\text{OH}$ $\quad \quad \quad $ $\quad \quad \quad \text{CH}_3$	surfactant – emulsifying agent

Table 2. Definitions, Structures, and, Functions

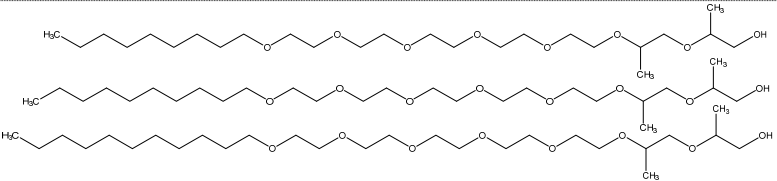
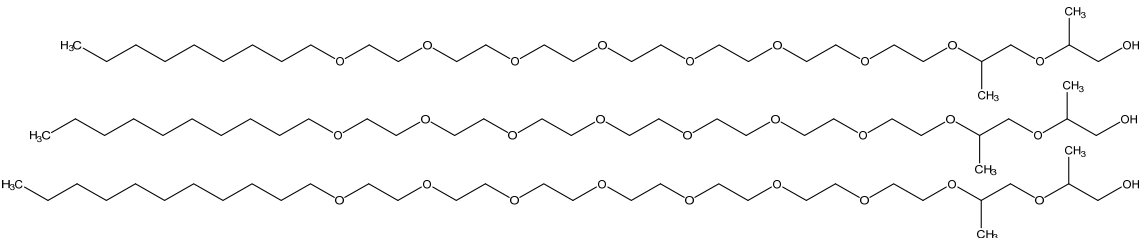
Ingredient (CAS No. if available)	Definition¹	Structure¹ ;CIR staff[®]	Function
PPG-5-Ceteth-20 (37311-01-6; 9087-53-0)	the polyoxypropylene, polyoxyethylene ether of cetyl alcohol that conforms generally to the formula where x has an average value of 5 and y has an average value of 20	$\text{CH}_3(\text{CH}_2)_{15}(\text{OCHCH}_2)_x(\text{OCH}_2\text{CH}_2)_y\text{OH}$ $\quad \quad \quad $ $\quad \quad \quad \text{CH}_3$	surfactant – emulsifying agent
PPG-8-Ceteth-1 (37311-01-6; 9087-53-0)	the polyoxypropylene, polyoxyethylene ether of cetyl alcohol that conforms generally to the formula where x has an average value of 8 and y has an average value of 1	$\text{CH}_3(\text{CH}_2)_{15}(\text{OCHCH}_2)_x(\text{OCH}_2\text{CH}_2)_y\text{OH}$ $\quad \quad \quad $ $\quad \quad \quad \text{CH}_3$	skin conditioning agent – emollient; surfactant – emulsifying agent
PPG-8-Ceteth-2 (37311-01-6; 9087-53-0)	the polyoxypropylene, polyoxyethylene ether of cetyl alcohol that conforms generally to the formula where x has an average value of 8 and y has an average value of 2	$\text{CH}_3(\text{CH}_2)_{15}(\text{OCHCH}_2)_x(\text{OCH}_2\text{CH}_2)_y\text{OH}$ $\quad \quad \quad $ $\quad \quad \quad \text{CH}_3$	skin conditioning agent – emollient; surfactant – emulsifying agent
PPG-8-Ceteth-5 (37311-01-6; 9087-53-0)	the polyoxypropylene, polyoxyethylene ether of cetyl alcohol that conforms generally to the formula where x has an average value of 8 and y has an average value of 5	$\text{CH}_3(\text{CH}_2)_{15}(\text{OCHCH}_2)_x(\text{OCH}_2\text{CH}_2)_y\text{OH}$ $\quad \quad \quad $ $\quad \quad \quad \text{CH}_3$	skin conditioning agent – emollient; surfactant – emulsifying agent
PPG-8-Ceteth-10 (37311-01-6; 9087-53-0)	the polyoxypropylene, polyoxyethylene ether of cetyl alcohol that conforms generally to the formula where x has an average value of 8 and y has an average value of 10	$\text{CH}_3(\text{CH}_2)_{15}(\text{OCHCH}_2)_x(\text{OCH}_2\text{CH}_2)_y\text{OH}$ $\quad \quad \quad $ $\quad \quad \quad \text{CH}_3$	skin conditioning agent – emollient; surfactant – emulsifying agent
PPG-8-Ceteth-20 (37311-01-6; 9087-53-0)	the polyoxypropylene, polyoxyethylene ether of cetyl alcohol that conforms generally to the formula where x has an average value of 8 and y has an average value of 20	$\text{CH}_3(\text{CH}_2)_{15}(\text{OCHCH}_2)_x(\text{OCH}_2\text{CH}_2)_y\text{OH}$ $\quad \quad \quad $ $\quad \quad \quad \text{CH}_3$	surfactant – emulsifying agent
PPG-2 C9-11 Pareth-5	the polypropylene glycol ether of a mixture of synthetic C9-11 ethoxylated fatty alcohols containing an average of 5 moles of ethylene oxide and 2 moles of propylene oxide		surfactant – emulsifying agent
PPG-2 C9-11 Pareth-7	the polypropylene glycol ether of a mixture of synthetic C9-11 ethoxylated fatty alcohols containing an average of 7 moles of ethylene oxide and 2 moles of propylene oxide		surfactant – emulsifying agent

Table 2. Definitions, Structures, and, Functions

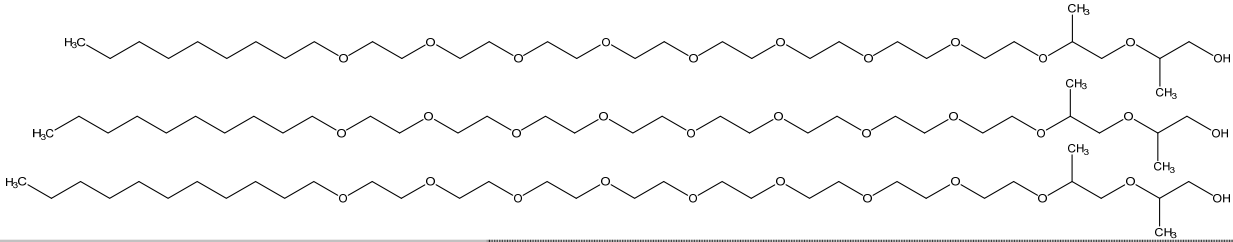
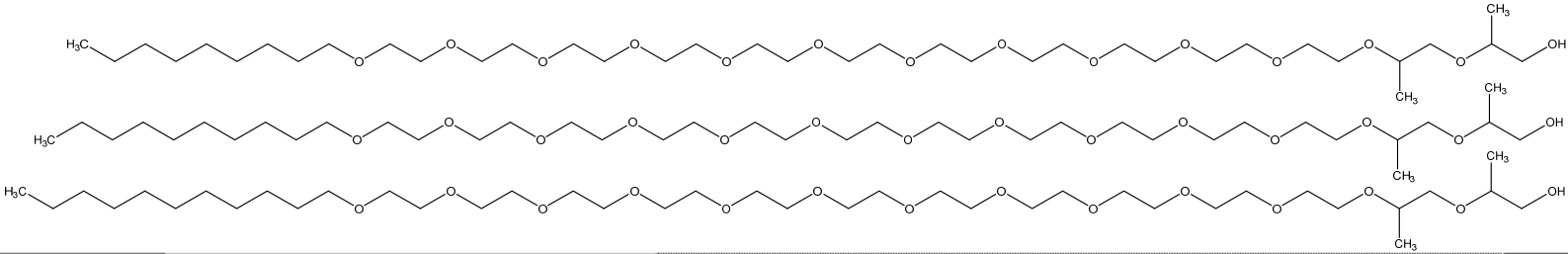
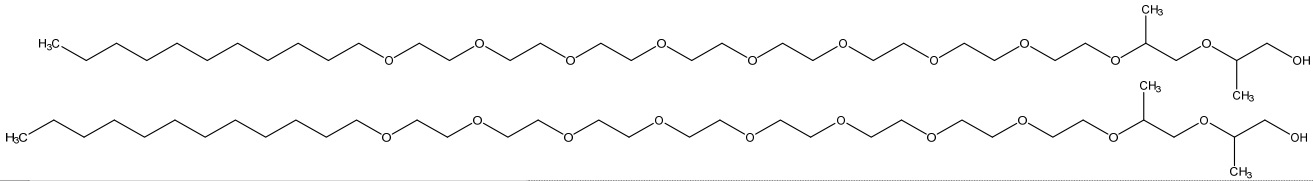
Ingredient (CAS No. if available)	Definition¹	Structure¹ ;CIR staff[®]	Function
PPG-2 C9-11 Pareth-8	the polypropylene glycol ether of a mixture of synthetic C9-11 ethoxylated fatty alcohols containing an average of 8 moles of ethylene oxide and 2 moles of propylene oxide		surfactant – emulsifying and cleansing agent
PPG-2 C9-11 Pareth-11	the polypropylene glycol ether of a mixture of synthetic C9-11 ethoxylated fatty alcohols containing an average of 11 moles of ethylene oxide and 2 moles of propylene oxide		surfactant – emulsifying and cleansing agent
PPG-2 C12-13 Pareth-8	the polypropylene glycol ether of a mixture of synthetic C12-13 ethoxylated fatty alcohols containing an average of 8 moles of ethylene oxide and 2 moles of propylene oxide		surfactant – emulsifying agent
PPG-2 C12-15 Pareth-6	a polyoxyethylene, polyoxypropylene ether of a mixture of synthetic alcohols that conforms generally to the formula where R represents a C12-15 alcohol, x has an average value of 2 and y has an average value of 6	$\begin{array}{c} \text{R}(\text{OCHCH}_2)_x(\text{OCH}_2\text{CH}_2)_y\text{OH} \\ \\ \text{CH}_3 \end{array}$	surfactant – emulsifying agent
PPG-4 C13-15 Pareth-15	the polyoxyethylene, polyoxypropylene ether of a mixture of synthetic alcohols that conforms generally to the formula: (structure) where R represents an alcohol stem with 13-15 carbons in the alkyl chain, x has an average value of 4, and y has an average value of 15	$\begin{array}{c} \text{R}(\text{OCHCH}_2)_x(\text{OCH}_2\text{CH}_2)_y\text{OH} \\ \\ \text{CH}_3 \end{array}$	surfactant – emulsifying agent

Table 2. Definitions, Structures, and, Functions

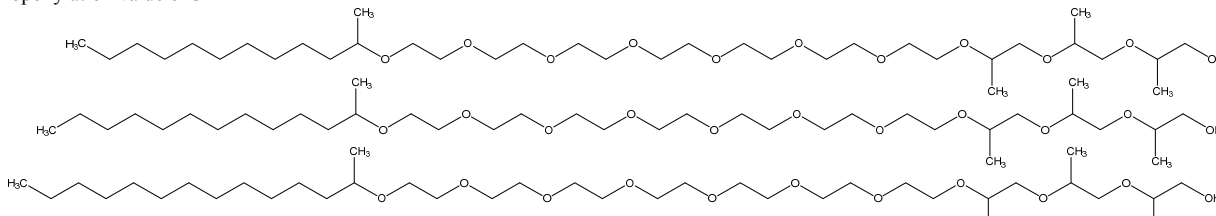
Ingredient (CAS No. if available)	Definition ¹	Structure ¹ :CIR staff ⁹	Function
PPG-5 C9-15 Pareth-6	the polyoxyethylene, polyoxypropylene ether of a mixture of synthetic alcohols that conforms generally to the formula where R represents a fatty alcohol group with 9 to 15 carbons in the alkyl chain, x has an average value of 5 and y has an average value of 6	$\begin{array}{c} \text{R}(\text{OCHCH}_2)_x(\text{OCH}_2\text{CH}_2)_y\text{OH} \\ \\ \text{CH}_3 \end{array}$	surfactant – emulsifying agent
PPG-6 C9-11 Pareth-5 (154518-36-2)	the polyoxypropylene, polyoxyethylene ether of a mixture of synthetic alcohols that conforms generally to the formula where R represents the C9-11 fatty alcohol group, x has an average value of 6 and y has an average value of 5	$\begin{array}{c} \text{R}(\text{OCHCH}_2)_x(\text{OCH}_2\text{CH}_2)_y\text{OH} \\ \\ \text{CH}_3 \end{array}$	surfactant – emulsifying agent
PPG-6 C12-15 Pareth-12 (68551-13-3) ⁴¹	the polyoxyethylene, polyoxypropylene ether of a mixture of synthetic alcohols that conforms generally to the formula where R represents an alkyl stem with 12-15 carbons, x has an average value of 6 and y has an average value of 12	$\begin{array}{c} \text{R}(\text{OCHCH}_2)_x(\text{OCH}_2\text{CH}_2)_y\text{OH} \\ \\ \text{CH}_3 \end{array}$	surfactant – emulsifying agent
PPG-6 C12-18 Pareth-11	the polyoxyethylene, polyoxypropylene ether of a mixture of synthetic alcohols that conforms generally to the formula where R represents an alcohol stem with 12 to 18 carbons in the alkyl chain, x has an average value of 6 and y has an average value of 11	$\begin{array}{c} \text{R}(\text{OCHCH}_2)_x(\text{OCH}_2\text{CH}_2)_y\text{OH} \\ \\ \text{CH}_3 \end{array}$	surfactant – emulsifying agent
PPG-3 C12-14 Sec-Pareth-7 (68131-40-8) ¹²	the polyoxyethylene, polyoxypropylene ether of a mixture of synthetic secondary C12-14 alcohols with an average ethoxylation value of 7 and an average propoxylation value of 3		emulsion stabilizer; surfactant – emulsifying agent

Table 2. Definitions, Structures, and, Functions

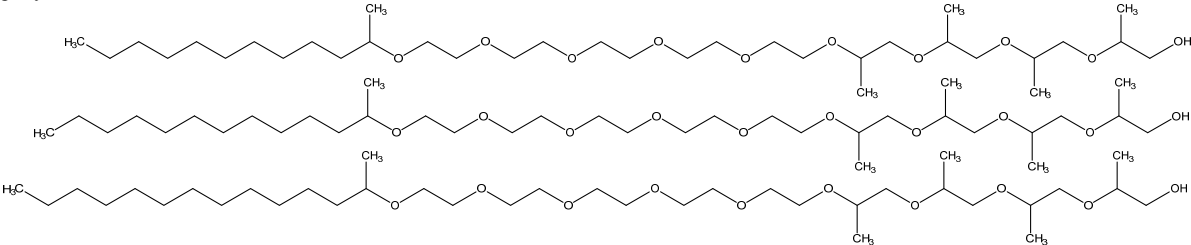
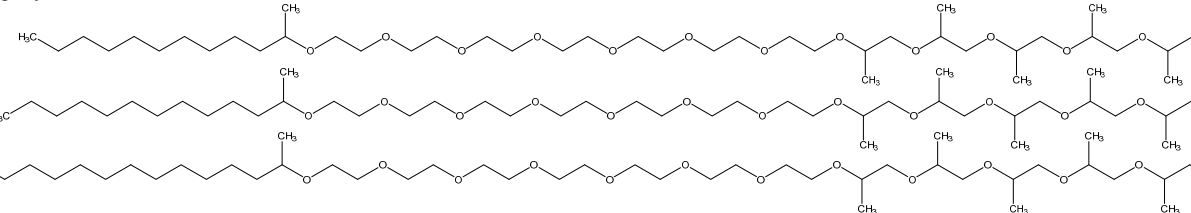
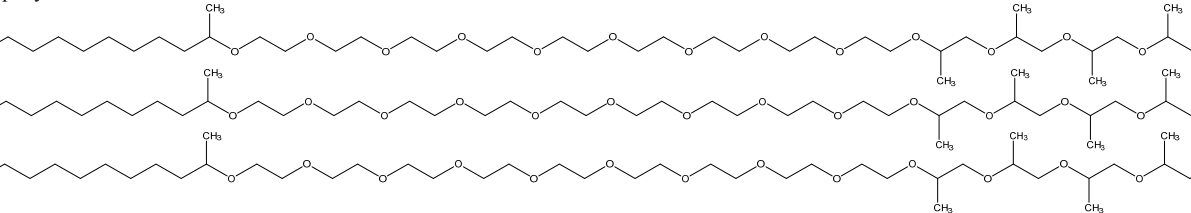
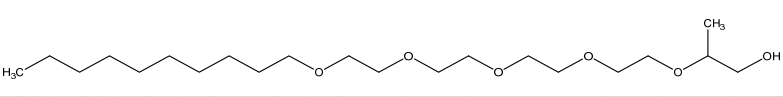
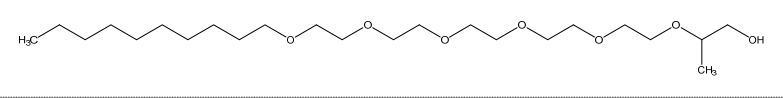
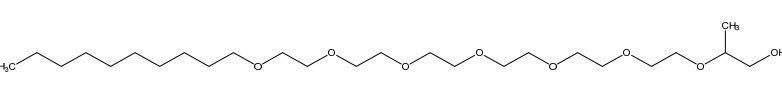
Ingredient (CAS No. if available)	Definition ¹	Structure ¹ ; CIR staff [®]	Function
PPG-4 C12-14 Sec-Pareth-5 (68131-40-8) ¹²	the polyoxyethylene, polyoxypropylene ether of a mixture of synthetic secondary C12-14 alcohols with an average ethoxylation value of 5 and an average propoxylation value of 4		emulsion stabilizer; surfactant – emulsifying agent
PPG-5 C12-14 Sec-Pareth-7 (68131-40-8) ¹²	the polyoxyethylene, polyoxypropylene ether of a mixture of synthetic secondary C12-14 alcohols with an average ethoxylation value of 7 and an average propoxylation value of 5		emulsion stabilizer; surfactant – emulsifying agent
PPG-5 C12-14 Sec-Pareth-9 (68131-40-8) ¹²	the polyoxyethylene, polyoxypropylene ether of a mixture of synthetic secondary C12-14 alcohols with an average ethoxylation value of 9 and an average propoxylation value of 5		emulsion stabilizer; surfactant – emulsifying agent
PPG-1-Deceth-4	the polyoxyethylene, polyoxypropylene ether of decyl alcohol that conforms generally to the formula: (structure) where x has an average value of 1 and y has an average value of 4		surfactant- cleansing and emulsifying agent
PPG-1-Deceth-5	the polyoxyethylene, polyoxypropylene ether of decyl alcohol that conforms generally to the formula: (structure) where x has an average value of 1 and y has an average value of 5		surfactant- cleansing and emulsifying agent
PPG-1-Deceth-6	the polyoxyethylene, polyoxypropylene ether of decyl alcohol that conforms generally to the formula: (structure) where x has an average value of 1 and y has an average value of 6		surfactant – emulsifying agent

Table 2. Definitions, Structures, and, Functions

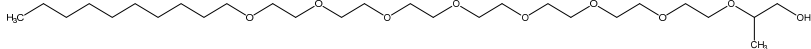
Ingredient (CAS No. if available)	Definition ¹	Structure ¹ ; CIR staff [®]	Function
PPG-1-Deceth-7	the polyoxyethylene, polyoxypropylene ether of decyl alcohol that conforms generally to the formula: (structure) where x has an average value of 1 and y has an average value of 7		surfactant- cleansing and emulsifying agent
PPG-2-Deceth-3 (37251-67-5)	the polyoxypropylene, polyoxyethylene ether of decyl alcohol that conforms generally to the formula where x has an average value of 2 and y has an average value of 3	$\text{CH}_3(\text{CH}_2)_8\text{CH}_2(\text{OCHCH}_2)_x(\text{OCH}_2\text{CH}_2)_y\text{OH}$ <p style="text-align: center;"> CH₃</p>	surfactant – emulsifying agent
PPG-2-Deceth-5	the polyoxyethylene, polyoxypropylene ether of decyl alcohol that conforms generally to the formula where x has an average value 2 and y has an average value of 5	$\text{CH}_3(\text{CH}_2)_9(\text{OCH}_2\text{CH}_2)_y(\text{OCHCH}_2)_x\text{OH}$ <p style="text-align: center;"> CH₃</p>	surfactant – emulsifying agent
PPG-2-Deceth-7 (37251-67-5)	the polyoxypropylene, polyoxyethylene ether of decyl alcohol that conforms generally to the formula: (structure) where x has an average value of 2 and y has an average value of 7	$\text{CH}_3(\text{CH}_2)_8\text{CH}_2(\text{OCHCH}_2)_x(\text{OCH}_2\text{CH}_2)_y\text{OH}$ <p style="text-align: center;"> CH₃</p>	surfactant – emulsifying agent
PPG-2-Deceth-8	the polyoxypropylene, polyoxyethylene ether of decyl alcohol that conforms generally to the formula where x has an average value of 2 and y has an average value of 8	$\text{CH}_3(\text{CH}_2)_8\text{CH}_2(\text{OCHCH}_2)_x(\text{OCH}_2\text{CH}_2)_y\text{OH}$ <p style="text-align: center;"> CH₃</p>	surfactant – emulsifying agent
PPG-2-Deceth-10 (37251-67-5)	the polyoxypropylene, polyoxyethylene ether of decyl alcohol that conforms generally to the formula where x has an average value of 2 and y has an average value of 10	$\text{CH}_3(\text{CH}_2)_9(\text{OCHCH}_2)_x(\text{OCH}_2\text{CH}_2)_y\text{OH}$ <p style="text-align: center;"> CH₃</p>	surfactant – emulsifying agent
PPG-2-Deceth-12 (37251-67-5)	the polyoxypropylene, polyoxyethylene ether of decyl alcohol that conforms generally to the formula where x has an average value of 2 and y has an average value of 12	$\text{CH}_3(\text{CH}_2)_8\text{CH}_2(\text{OCHCH}_2)_x(\text{OCH}_2\text{CH}_2)_y\text{OH}$ <p style="text-align: center;"> CH₃</p>	surfactant – emulsifying agent
PPG-2-Deceth-15 (37251-67-5)	the polyoxypropylene, polyoxyethylene ether of decyl alcohol that conforms generally to the formula where x has an average value of 2 and y has an average value of 15	$\text{CH}_3(\text{CH}_2)_8\text{CH}_2(\text{OCHCH}_2)_x(\text{OCH}_2\text{CH}_2)_y\text{OH}$ <p style="text-align: center;"> CH₃</p>	surfactant – emulsifying agent
PPG-2-Deceth-20 (37251-67-5)	the polyoxypropylene, polyoxyethylene ether of decyl alcohol that conforms generally to the formula where x has an average value of 2 and y has an average value of 20	$\text{CH}_3(\text{CH}_2)_8\text{CH}_2(\text{OCHCH}_2)_x(\text{OCH}_2\text{CH}_2)_y\text{OH}$ <p style="text-align: center;"> CH₃</p>	surfactant – emulsifying agent
PPG-2-Deceth-30 (37251-67-5)	the polyoxyethylene, polyoxypropylene ether of decyl alcohol that conforms generally to the formula where x has an average value of 2 and y has an average value of 30	$\text{CH}_3(\text{CH}_2)_8\text{CH}_2(\text{OCHCH}_2)_x(\text{OCH}_2\text{CH}_2)_y\text{OH}$ <p style="text-align: center;"> CH₃</p>	surfactant – emulsifying agent
PPG-2-Deceth-40	the polyoxyethylene, polyoxypropylene ether of decyl alcohol that conforms generally to the formula where x has an average value of 2 and y has an average value of 40	$\text{CH}_3(\text{CH}_2)_8\text{CH}_2(\text{OCHCH}_2)_x(\text{OCH}_2\text{CH}_2)_y\text{OH}$ <p style="text-align: center;"> CH₃</p>	surfactant – emulsifying agent
PPG-2-Deceth-50	the polyoxyethylene, polyoxypropylene ether of decyl alcohol that conforms generally to the formula where x has an average value of 2 and y has an average value of 50	$\text{CH}_3(\text{CH}_2)_8\text{CH}_2(\text{OCHCH}_2)_x(\text{OCH}_2\text{CH}_2)_y\text{OH}$ <p style="text-align: center;"> CH₃</p>	surfactant – emulsifying agent

Table 2. Definitions, Structures, and, Functions

Ingredient (CAS No. if available)	Definition¹	Structure¹ ;CIR staff⁶	Function
PPG-2-Deceth-60	the polyoxyethylene, polyoxypropylene ether of decyl alcohol that conforms generally to the formula where x has an average value of 2 and y has an average value of 60	$\begin{array}{c} \text{CH}_3(\text{CH}_2)_8\text{CH}_2(\text{OCHCH}_2)_x(\text{OCH}_2\text{CH}_2)_y\text{OH} \\ \\ \text{CH}_3 \end{array}$	surfactant – emulsifying agent
PPG-4-Deceth-4	the polyoxypropylene, polyoxyethylene ether of decyl alcohol that conforms generally to the formula where x has an average value of 4 and y has an average value of 4	$\begin{array}{c} \text{CH}_3(\text{CH}_2)_9(\text{OCHCH}_2)_x(\text{OCH}_2\text{CH}_2)_y\text{OH} \\ \\ \text{CH}_3 \end{array}$	surfactant – emulsifying agent
PPG-4-Deceth-6 (37251-67-5)	the polyoxypropylene, polyoxyethylene ether of decyl alcohol that conforms generally to the formula where x has an average value of 4 and y has an average value of 6	$\begin{array}{c} \text{CH}_3(\text{CH}_2)_9(\text{OCHCH}_2)_x(\text{OCH}_2\text{CH}_2)_y\text{OH} \\ \\ \text{CH}_3 \end{array}$	surfactant – emulsifying agent
PPG-6-Deceth-4 (68154-97-2) ⁴¹	the polyoxypropylene, polyoxyethylene ether of decyl alcohol that conforms generally to the formula where x has an average value of 6 and y has an average value of 4	$\begin{array}{c} \text{CH}_3(\text{CH}_2)_9(\text{OCHCH}_2)_x(\text{OCH}_2\text{CH}_2)_y\text{OH} \\ \\ \text{CH}_3 \end{array}$	surfactant – emulsifying agent
PPG-6-Deceth-9 (68154-97-2) ⁴¹	the polyoxypropylene, polyoxyethylene ether of decyl alcohol that conforms generally to the formula where x has an average value of 6 and y has an average value of 9	$\begin{array}{c} \text{CH}_3(\text{CH}_2)_9(\text{OCHCH}_2)_x(\text{OCH}_2\text{CH}_2)_y\text{OH} \\ \\ \text{CH}_3 \end{array}$	surfactant – emulsifying agent
PPG-8-Deceth-6 (68154-97-2) ⁴¹	the polyoxypropylene, polyoxyethylene ether of decyl alcohol that conforms generally to the formula where x has an average value of 8 and y has an average value of 6	$\begin{array}{c} \text{CH}_3(\text{CH}_2)_9(\text{OCHCH}_2)_x(\text{OCH}_2\text{CH}_2)_y\text{OH} \\ \\ \text{CH}_3 \end{array}$	surfactant – emulsifying agent
PPG-14-Deceth-6	the polyoxypropylene, polyoxyethylene ether of decyl alcohol that conforms generally to the formula where x has an average value of 14 and y has an average value of 6	$\begin{array}{c} \text{CH}_3(\text{CH}_2)_9(\text{OCHCH}_2)_x(\text{OCH}_2\text{CH}_2)_y\text{OH} \\ \\ \text{CH}_3 \end{array}$	surfactant – emulsifying agent
PPG-6-Decyltetradeceth-12 (72484-69-6) ¹⁵	the polyoxypropylene, polyoxyethylene ether of Decyltetradecanol (q.v.) that conforms generally to the formula where x has an average value of 6 and y has an average value of 12	$\begin{array}{c} (\text{CH}_2)_9\text{CH}_3 \\ \\ \text{CH}_3(\text{CH}_2)_{11}\text{CHCH}_2\text{O}(\text{CH}_2\text{CHO})_x(\text{CH}_2\text{CH}_2\text{O})_y\text{H} \\ \\ \text{CH}_3 \end{array}$	surfactant – emulsifying agent
PPG-6-Decyltetradeceth-20 (72484-69-6) ¹⁶	the polyoxypropylene, polyoxyethylene ether of Decyltetradecanol (q.v.) that conforms generally to the formula where x has an average value of 6 and y has an average value of 20	$\begin{array}{c} (\text{CH}_2)_9\text{CH}_3 \\ \\ \text{CH}_3(\text{CH}_2)_{11}\text{CHCH}_2\text{O}(\text{CH}_2\text{CHO})_x(\text{CH}_2\text{CH}_2\text{O})_y\text{H} \\ \\ \text{CH}_3 \end{array}$	surfactant – emulsifying agent
PPG-6-Decyltetradeceth-30 (72484-69-6) ¹⁷	the polyoxypropylene, polyoxyethylene ether of Decyltetradecanol (q.v.) that conforms generally to the formula where x has an average value of 6 and y has an average value of 30	$\begin{array}{c} (\text{CH}_2)_9\text{CH}_3 \\ \\ \text{CH}_3(\text{CH}_2)_{11}\text{CHCH}_2\text{O}(\text{CH}_2\text{CHO})_x(\text{CH}_2\text{CH}_2\text{O})_y\text{H} \\ \\ \text{CH}_3 \end{array}$	surfactant – emulsifying agent
PPG-13-Decyltetradeceth-24	the polyoxypropylene, polyoxyethylene ether of Decyltetradecanol (q.v.) that conforms generally to the formula where x has an average value of 13 and y has an average value 24	$\begin{array}{c} (\text{CH}_2)_9\text{CH}_3 \\ \\ \text{CH}_3(\text{CH}_2)_{11}\text{CHCH}_2\text{O}(\text{CH}_2\text{CHO})_x(\text{CH}_2\text{CH}_2\text{O})_y\text{H} \\ \\ \text{CH}_3 \end{array}$	surfactant – emulsifying agent

Table 2. Definitions, Structures, and, Functions

Ingredient (CAS No. if available)	Definition¹	Structure¹ ;CIR staff⁶	Function
PPG-20-Decyltetradeceth-10	the polyoxypropylene, polyoxyethylene ether of Decyltetradecanol (q.v.) that conforms generally to the formula where x has an average value of 20 and y has an average value of 10	$\begin{array}{c} (CH_2)_9CH_3 \\ \\ CH_3(CH_2)_{11}CHCH_2O(CH_2CHO)_x(CH_2CH_2O)_yH \\ \\ CH_3 \end{array}$	surfactant – emulsifying agent
PPG-9-Ethylhexeth-5 (64366-70-7)	the polyoxypropylene, polyoxyethylene ether of octyl alcohol that conforms generally to the formula where x has an average value of 9 and y has an average value of 5	$\begin{array}{c} CH_3(CH_2)_3CHCH_2(OCHCH_2)_x(OCH_2CH_2)_yOH \\ \quad \\ CH_2CH_3 \quad CH_3 \end{array}$	surfactant – emulsifying agent
PPG-1-Isodeceth-4	the polyoxyethylene, polyoxypropylene ether of isodecyl alcohol that conforms generally to the formula where x has an average value of 1 and y has an average value of 4 (a.k.a. Propylene Glycol Isodeceth-4) ⁵⁰	$\begin{array}{c} C_{10}H_{21}(OCHCH_2)_x(OCH_2CH_2)_yOH \\ \\ CH_3 \end{array}$	surfactant- cleansing and emulsifying agent
PPG-1-Isodeceth-6	is the polyoxyethylene, polyoxypropylene ether of isodecyl alcohol that conforms generally to the formula where x has an average value of 1 and y has an average value of 6	$\begin{array}{c} C_{10}H_{21}(OCHCH_2)_x(OCH_2CH_2)_yOH \\ \\ CH_3 \end{array}$	surfactant- cleansing and emulsifying agent
PPG-1-Isodeceth-7	the polyoxyethylene, polyoxypropylene ether of isodecyl alcohol that conforms generally to the formula where x has an average value of 1 and y has an average value of 7	$\begin{array}{c} C_{10}H_{21}(OCHCH_2)_x(OCH_2CH_2)_yOH \\ \\ CH_3 \end{array}$	surfactant- cleansing and emulsifying agent
PPG-1-Isodeceth-9	the polyoxyethylene, polyoxypropylene ether of isodecyl alcohol that conforms generally to the formula where x has an average value of 1 and y has an average value of 9	$\begin{array}{c} C_{10}H_{21}(OCHCH_2)_x(OCH_2CH_2)_yOH \\ \\ CH_3 \end{array}$	surfactant- cleansing and emulsifying agent
PPG-2-Isodeceth-4 (155683-77-5) ⁴¹	the polyoxypropylene, polyoxyethylene glycol ether of isodecyl alcohol that conforms generally to the formula where x has an average value of 2 and y has an average value of 4	$\begin{array}{c} C_{10}H_{21}(OCHCH_2)_x(OCH_2CH_2)_yOH \\ \\ CH_3 \end{array}$	surfactant – emulsifying agent
PPG-2-Isodeceth-6 (155683-77-5) ⁴¹	the polyoxyethylene, polyoxypropylene ether of isodecyl alcohol that conforms generally to the formula where x has an average value of 2 and y has an average value of 6	$\begin{array}{c} C_{10}H_{21}(OCHCH_2)_x(OCH_2CH_2)_yOH \\ \\ CH_3 \end{array}$	surfactant – emulsifying agent
PPG-2-Isodeceth-8 (155683-77-5) ⁴¹	the polyoxyethylene, polyoxypropylene ether of isodecyl alcohol that conforms generally to the formula where x has an average value of 2 and y has an average value of 8	$\begin{array}{c} C_{10}H_{21}(OCHCH_2)_x(OCH_2CH_2)_yOH \\ \\ CH_3 \end{array}$	surfactant- cleansing and emulsifying agent
PPG-2-Isodeceth-9 (155683-77-5) ⁴¹	the polyoxypropylene, polyoxyethylene ether of isodecyl alcohol that conforms generally to the formula where x has an average value of 2 and y has an average value of 9	$\begin{array}{c} C_{10}H_{21}(OCHCH_2)_x(OCH_2CH_2)_yOH \\ \\ CH_3 \end{array}$	surfactant – emulsifying agent
PPG-2-Isodeceth-10 (155683-77-5) ⁴¹	the polyoxypropylene, polyoxyethylene ether of isodecyl alcohol that conforms generally to the formula: (structure) where x has an average value of 2 and y has an average value of 10	$\begin{array}{c} C_{10}H_{21}(OCHCH_2)_x(OCH_2CH_2)_yOH \\ \\ CH_3 \end{array}$	surfactant- cleansing and emulsifying agent
PPG-2-Isodeceth-12 (155683-77-5) ⁴¹	the polyoxypropylene, polyoxyethylene ether of isodecyl alcohol that conforms generally to the formula: (structure) where x has an average value of 2 and y has an average value of 12	$\begin{array}{c} C_{10}H_{21}(OCHCH_2)_x(OCH_2CH_2)_yOH \\ \\ CH_3 \end{array}$	surfactant – emulsifying agent

Table 2. Definitions, Structures, and, Functions

Ingredient (CAS No. if available)	Definition¹	Structure¹ ;CIR staff⁶	Function
PPG-2-Isodeceth-18 (155683-77-5) ⁴¹	the polyoxypropylene, polyoxyethylene ether of isodecyl alcohol that conforms generally to the formula:(structure)where x has an average value of 2 and y has an average value of 18	$\begin{array}{c} \text{C}_{10}\text{H}_{21}(\text{OCHCH}_2)_x(\text{OCH}_2\text{CH}_2)_y\text{OH} \\ \\ \text{CH}_3 \end{array}$	surfactant- cleansing and emulsifying agent
PPG-2-Isodeceth-25 (155683-77-5) ⁴¹	the polyoxypropylene, polyoxyethylene ether of isodecyl alcohol that conforms generally to the formula:(structure)where x has an average value of 2 and y has an average value of 25	$\begin{array}{c} \text{C}_{10}\text{H}_{21}(\text{OCHCH}_2)_x(\text{OCH}_2\text{CH}_2)_y\text{OH} \\ \\ \text{CH}_3 \end{array}$	surfactant- cleansing and emulsifying agent
PPG-3-Isodeceth-1 (155683-77-5) ⁴¹	the polyoxypropylene, polyoxyethylene ether of isodecyl alcohol that conforms generally to the formula where x has an average value of 3 and y has an average value of 1	$\begin{array}{c} \text{C}_{10}\text{H}_{21}(\text{OCHCH}_2)_x(\text{OCH}_2\text{CH}_2)_y\text{OH} \\ \\ \text{CH}_3 \end{array}$	skin conditioning agent - emollient
PPG-4-Isodeceth-10	the polyoxypropylene, polyoxyethylene ether of isodecyl alcohol that conforms generally to the formula where x has an average value of 4 and y has an average value of 10	$\begin{array}{c} \text{C}_{10}\text{H}_{21}(\text{OCHCH}_2)_x(\text{OCH}_2\text{CH}_2)_y\text{OH} \\ \\ \text{CH}_3 \end{array}$	surfactant- cleansing and emulsifying agent
PPG-3-Isosteareth-9	the polyoxypropylene, polyoxyethylene ether of Isostearyl Alcohol (q.v.) that conforms generally to the formula where x has an average value of 3 and y has an average value of 9	$\begin{array}{c} \text{O} \\ \\ \text{C}_{17}\text{H}_{35}\text{C} - (\text{OCHCH}_2)_x(\text{OCH}_2\text{CH}_2)_y\text{OH} \\ \\ \text{CH}_3 \end{array}$	surfactant- emulsifying agent
PPG-2-Laureth-5	the polyoxypropylene, polyoxyethylene ether of Lauryl Alcohol (q.v.) that conforms generally to the formula where x has an average value of 2 and y has an average value of 5	$\begin{array}{c} \text{CH}_3(\text{CH}_2)_{10}\text{CH}_2(\text{OCHCH}_2)_x(\text{OCH}_2\text{CH}_2)_y\text{OH} \\ \\ \text{CH}_3 \end{array}$	skin conditioning agent – emollient; surfactant-emulsifying agent
PPG-2-Laureth-8	the polyoxypropylene, polyoxyethylene ether of Lauryl Alcohol (q.v.) that conforms generally to the formula where x has an average value of 2 and y has an average value of 5	$\begin{array}{c} \text{CH}_3(\text{CH}_2)_{10}\text{CH}_2(\text{OCHCH}_2)_x(\text{OCH}_2\text{CH}_2)_y\text{OH} \\ \\ \text{CH}_3 \end{array}$	skin conditioning agent – emollient; surfactant-emulsifying agent
PPG-2-Laureth-12	the polyoxypropylene, polyoxyethylene ether of Lauryl Alcohol (q.v.) that conforms generally to the formula where x has an average value of 12 and y has an average value of 2	$\begin{array}{c} \text{CH}_3(\text{CH}_2)_{10}\text{CH}_2(\text{OCHCH}_2)_x(\text{OCH}_2\text{CH}_2)_y\text{OH} \\ \\ \text{CH}_3 \end{array}$	surfactant- emulsifying agent
PPG-3-Laureth-8	the polyoxypropylene, polyoxyethylene ether of Lauryl Alcohol (q.v.) that conforms generally to the formula where x has an average value of 3 and y has an average value of 8	$\begin{array}{c} \text{CH}_3(\text{CH}_2)_{11}(\text{OCHCH}_2)_x(\text{OCH}_2\text{CH}_2)_y\text{OH} \\ \\ \text{CH}_3 \end{array}$	surfactant- emulsifying agent
PPG-3-Laureth-9	the polyoxypropylene, polyoxyethylene ether of Lauryl Alcohol (q.v.) that conforms generally to the formula where x has an average value of 3 and y has an average value of 9	$\begin{array}{c} \text{CH}_3(\text{CH}_2)_{11}(\text{OCHCH}_2)_x(\text{OCH}_2\text{CH}_2)_y\text{OH} \\ \\ \text{CH}_3 \end{array}$	surfactant- emulsifying agent
PPG-3-Laureth-10	the polyoxypropylene, polyoxyethylene derivative of Lauryl Alcohol (q.v.) that conforms generally to the formula where x has an average value of 3 and y has an average value of 10	$\begin{array}{c} \text{CH}_3(\text{CH}_2)_{11}(\text{OCHCH}_2)_x(\text{OCH}_2\text{CH}_2)_y\text{OH} \\ \\ \text{CH}_3 \end{array}$	surfactant- emulsifying agent

Table 2. Definitions, Structures, and, Functions

Ingredient (CAS No. if available)	Definition¹	Structure¹ ; CIR staff⁶	Function
PPG-3-Laureth-12	the polyoxypropylene, polyoxyethylene derivative of Lauryl Alcohol (q.v.) that conforms generally to the formula where x has an average value of 3 and y has an average value of 12	$\begin{array}{c} \text{CH}_3(\text{CH}_2)_{11}(\text{OCHCH}_2)_x(\text{OCH}_2\text{CH}_2)_y\text{OH} \\ \\ \text{CH}_3 \end{array}$	surfactant- emulsifying agent
PPG-4 Laureth-2 (68439-51-0) ⁴¹	the polyoxypropylene, polyoxyethylene ether of Lauryl Alcohol (q.v.) that conforms to the formula where x has an average value of 4 and y has an average value of 2	$\begin{array}{c} \text{CH}_3(\text{CH}_2)_{11}(\text{OCHCH}_2)_x(\text{OCH}_2\text{CH}_2)_y\text{OH} \\ \\ \text{CH}_3 \end{array}$	skin conditioning agent – emollient; surfactant- emulsifying agent
PPG-4 Laureth-5 (68439-51-0) ⁴¹	the polyoxypropylene, polyoxyethylene ether of Lauryl Alcohol (q.v.) that conforms generally to the formula: (structure) where x has an average of 4 and y has an average value of 5	$\begin{array}{c} \text{CH}_3(\text{CH}_2)_{11}(\text{OCHCH}_2)_x(\text{OCH}_2\text{CH}_2)_y\text{OH} \\ \\ \text{CH}_3 \end{array}$	skin conditioning agent – emollient; surfactant- emulsifying agent
PPG-4 Laureth-7	the polyoxypropylene, polyoxyethylene ether of Lauryl Alcohol (q.v.) that conforms generally to the formula where x has an average value of 4 and y has an average value of 7	$\begin{array}{c} \text{CH}_3(\text{CH}_2)_{11}(\text{OCHCH}_2)_x(\text{OCH}_2\text{CH}_2)_y\text{OH} \\ \\ \text{CH}_3 \end{array}$	skin conditioning agent – emollient; surfactant- emulsifying agent
PPG-4-Laureth-15	the polyoxyethylene, polyoxypropylene ether of Lauryl Alcohol (q.v.) that conforms generally to the formula where x has an average value of 4 and y has an average value of 15	$\begin{array}{c} \text{CH}_3(\text{CH}_2)_{10}\text{CH}_2(\text{OCHCH}_2)_x(\text{OCH}_2\text{CH}_2)_y\text{OH} \\ \\ \text{CH}_3 \end{array}$	skin conditioning agent – emollient; surfactant- emulsifying agent
PPG-5-Laureth-5	the polyoxyethylene, polyoxypropylene ether of lauryl alcohol that conforms generally to the formula where x has an average value of 5 and y has an average value of 5	$\begin{array}{c} \text{CH}_3(\text{CH}_2)_{11}(\text{OCHCH}_2)_x(\text{OCH}_2\text{CH}_2)_y\text{OH} \\ \\ \text{CH}_3 \end{array}$	skin conditioning agent – emollient; surfactant- emulsifying agent
PPG-6-Laureth-3	the polyoxypropylene, polyoxyethylene ether of lauryl alcohol that conforms generally to the formula where x has an average value of 6 and y has an average value of 3	$\begin{array}{c} \text{CH}_3(\text{CH}_2)_{11}(\text{OCHCH}_2)_x(\text{OCH}_2\text{CH}_2)_y\text{OH} \\ \\ \text{CH}_3 \end{array}$	skin conditioning agent – emollient; surfactant- emulsifying agent
PPG-25-Laureth-25 (37311-00-5; 68238-81-3 ⁴¹)	the polyoxypropylene, polyoxyethylene ether of Lauryl Alcohol (q.v.) that conforms generally to the formula where x has an average value of 25 and y has an average value of 25	$\begin{array}{c} \text{CH}_3(\text{CH}_2)_{11}(\text{OCHCH}_2)_x(\text{OCH}_2\text{CH}_2)_y\text{OH} \\ \\ \text{CH}_3 \end{array}$	surfactant- emulsifying agent
PPG-3-Myreth-3 (37311-04-9)	the polyoxypropylene, polyoxyethylene ether of myristyl alcohol that conforms generally to the formula where x has an average value of 3 and y has an average value of 3	$\begin{array}{c} \text{CH}_3(\text{CH}_2)_{13}(\text{OCHCH}_2)_x(\text{OCH}_2\text{CH}_2)_y\text{OH} \\ \\ \text{CH}_3 \end{array}$	skin conditioning agent – emollient; surfactant- emulsifying agent
PPG-3-Myreth-11 (37311-04-9)	the polyoxypropylene, polyoxyethylene ether of myristyl alcohol that conforms generally to the formula where x has an average value of 3 and y has an average value of 11	$\begin{array}{c} \text{CH}_3(\text{CH}_2)_{13}(\text{OCHCH}_2)_x(\text{OCH}_2\text{CH}_2)_y\text{OH} \\ \\ \text{CH}_3 \end{array}$	surfactant- emulsifying agent
PPG-2-PEG-11 Hydrogenated Lauryl Alcohol Ether	a polyoxypropylene, polyoxyethylene ether of hydrogenated lauryl alcohol that conforms generally to the formula where x has an average value of 2, y has an average value of 11, and R represents the alkyl groups derived from hydrogenated lauryl alcohol	$\begin{array}{c} \text{R}(\text{OCHCH}_2)_x(\text{OCH}_2\text{CH}_2)_y\text{OH} \\ \\ \text{CH}_3 \end{array}$	surfactant- emulsifying agent
PPG-3-PEG-6 Oleyl Ether	the polyoxypropylene, polyoxyethylene derivative of oleyl alcohol that conforms to the formula where x has an average value of 3 and y has an average value of 6	$\begin{array}{c} \text{CH}_3(\text{CH}_2)_7\text{CH}=\text{CH}(\text{CH}_2)_8(\text{OCHCH}_2)_x(\text{OCH}_2\text{CH}_2)_y\text{H} \\ \\ \text{CH}_3 \end{array}$	surfactant- emulsifying agent

Table 2. Definitions, Structures, and, Functions

Ingredient (CAS No. if available)	Definition¹	Structure¹ ; CIR staff⁶	Function
PPG-9-Steareth-3 (9038-43-1)	the polyoxypropylene, polyoxyethylene ether of stearyl alcohol that conforms generally to the formula where x has an average value of 9 and y has an average value of 3	$\begin{array}{c} \text{CH}_3(\text{CH}_2)_{17}(\text{OCHCH}_2)_x(\text{OCH}_2\text{CH}_2)_y\text{OH} \\ \\ \text{CH}_3 \end{array}$	skin conditioning agent – emollient
PPG-23-Steareth-34 (9038-43-1)	the polyoxypropylene, polyoxyethylene ether of stearyl alcohol that conforms generally to the formula where x has an average value of 23 and y has an average value of 34	$\begin{array}{c} \text{CH}_3(\text{CH}_2)_{17}(\text{OCHCH}_2)_x(\text{OCH}_2\text{CH}_2)_y\text{OH} \\ \\ \text{CH}_3 \end{array}$	skin conditioning agent – emollient; surfactant-emulsifying agent
PPG-30 Steareth-4	the polyoxypropylene, polyoxyethylene ether of stearyl alcohol that conforms generally to the formula where x has an average value of 30 and y has an average value of 4	$\begin{array}{c} \text{CH}_3(\text{CH}_2)_{17}(\text{OCHCH}_2)_x(\text{OCH}_2\text{CH}_2)_y\text{OH} \\ \\ \text{CH}_3 \end{array}$	skin conditioning agent – emollient; surfactant-emulsifying agent
PPG-34-Steareth-3	the polyoxypropylene, polyoxyethylene ether of stearyl alcohol that conforms generally to the formula where x has an average value of 34 and y has an average value of 3	$\begin{array}{c} \text{CH}_3(\text{CH}_2)_{17}(\text{OCHCH}_2)_x(\text{OCH}_2\text{CH}_2)_y\text{OH} \\ \\ \text{CH}_3 \end{array}$	skin conditioning agent – emollient; surfactant-emulsifying agent
PPG-38 Steareth-6	the polyoxypropylene, polyoxyethylene ether of stearyl alcohol that conforms generally to the formula where x has an average value of 38 and y has an average value of 6	$\begin{array}{c} \text{CH}_3(\text{CH}_2)_{17}(\text{OCHCH}_2)_x(\text{OCH}_2\text{CH}_2)_y\text{OH} \\ \\ \text{CH}_3 \end{array}$	skin conditioning agent – emollient; surfactant-emulsifying agent
PPG-1 Trideceth- 6	the polyoxypropylene, polyoxyethylene ether of tridecyl alcohol that conforms generally to the formula where x has an average value of 1 and y has an average value of 6	$\begin{array}{c} \text{CH}_3(\text{CH}_2)_{12}(\text{OCHCH}_2)_x(\text{OCH}_2\text{CH}_2)_y\text{OH} \\ \\ \text{CH}_3 \end{array}$	skin conditioning agent – emollient; surfactant-emulsifying agent
PPG-1 Trideceth-13	the polyoxypropylene, polyoxyethylene ether of tridecyl alcohol that conforms generally to the formula where x has an average value of 1 and y has an average value of 13	$\begin{array}{c} \text{CH}_3(\text{CH}_2)_{12}(\text{OCHCH}_2)_x(\text{OCH}_2\text{CH}_2)_y\text{OH} \\ \\ \text{CH}_3 \end{array}$	skin conditioning agent – emollient; surfactant-emulsifying agent
PPG-4 Trideceth-6 (65150-81-4) ⁴¹	the polyoxypropylene, polyoxyethylene ether of tridecyl alcohol that conforms generally to the formula where x has an average value of 4 and y has an average value of 6	$\begin{array}{c} \text{CH}_3(\text{CH}_2)_{12}(\text{OCHCH}_2)_x(\text{OCH}_2\text{CH}_2)_y\text{OH} \\ \\ \text{CH}_3 \end{array}$	skin conditioning agent – emollient; surfactant-emulsifying agent
PPG-6 Trideceth-8	the polyoxypropylene, polyoxyethylene ether of tridecyl alcohol that conforms generally to the formula where x has an average value of 6 and y has an average value of 8	$\begin{array}{c} \text{CH}_3(\text{CH}_2)_{12}(\text{OCHCH}_2)_x(\text{OCH}_2\text{CH}_2)_y\text{OH} \\ \\ \text{CH}_3 \end{array}$	skin conditioning agent – emollient; surfactant-emulsifying agent
Propylene Glycol Capreth-4	the propylene glycol ether of a polyethylene glycol derivative of capryl alcohol that conforms generally to the formula where n has an average value of 4	$\begin{array}{c} \text{CH}_3(\text{CH}_2)_9\text{OCHCH}_2(\text{OCH}_2\text{CH}_2)_n\text{OH} \\ \\ \text{CH}_3 \end{array}$	surfactant- emulsifying agent
Propylene Glycol Isodeceth-4	the propylene glycol ether of ethoxylated isodecyl alcohol that conforms generally to the formula where x has an average value of 1 and y has an average value of 4 (a.k.a. PPG-1-Isodeceth-4) ⁵⁰	$\begin{array}{c} \text{C}_{10}\text{H}_{21}(\text{OCHCH}_2)_x(\text{OCH}_2\text{CH}_2)_y\text{OH} \\ \\ \text{CH}_3 \end{array}$	surfactant- emulsifying agent
Propylene Glycol Isodeceth-12	the propylene glycol ether of ethoxylated isodecyl alcohol that conforms generally to the formula where x has an average value of 1 and y has an average value of 12	$\begin{array}{c} \text{C}_{10}\text{H}_{21}(\text{OCHCH}_2)_x(\text{OCH}_2\text{CH}_2)_y\text{OH} \\ \\ \text{CH}_3 \end{array}$	surfactant- emulsifying agent
Propylene Glycol Laureth-6	the propylene glycol ether of Laureth-6 (q.v.) that conforms generally to the formula where x has an average value of 1 and y has an average value of 6	$\begin{array}{c} \text{CH}_3(\text{CH}_2)_{11}(\text{OCHCH}_2)_x(\text{OCH}_2\text{CH}_2)_y\text{OH} \\ \\ \text{CH}_3 \end{array}$	surfactant- emulsifying agent

Table 2. Definitions, Structures, and, Functions

Ingredient (CAS No. if available)	Definition¹	Structure¹ ;CIR staff*	Function
Propylene Glycol Oleth-5	the propylene glycol ether of Oleth-5 (q.v.) that conforms generally to the formula where x has an average value of 1 and y has an average value of 5	$ \begin{array}{c} \text{CH}(\text{CH}_2)_7\text{CH}_3 \\ \\ \text{CH}(\text{CH}_2)_8(\text{OCHCH}_2)_x(\text{OCH}_2\text{CH}_2)_y\text{OH} \\ \\ \text{CH}_3 \end{array} $	surfactant- emulsifying agent

*when available, the structure depicted in the *International Cosmetic Ingredient Dictionary and Handbook* were used; when there was not structure available, CIR staff drew the structure

Table 3. Physical and Chemical Properties

Property	Description	Reference
PPG-5 C9-15 Parth-6		
physical state and appearance	colorless to yellowish liquid	25
active content	100%	25
solubility	soluble in water	25
stability	stable in acid and alkali	25
PPG-3 C12-14 Sec-Pareth-7		
odor	odorless	12
specific gravity	0.969 (20/20°C)	12
stability	stable to both acid and alkali; do not react with water or air under normal conditions	12
PPG-4 C12-14 Sec-Pareth-5		
odor	odorless	12
specific gravity	0.956 (20/20°C)	12
stability	stable to both acid and alkali; do not react with water or air under normal conditions	12
PPG-5 C12-14 Sec-Pareth-7		
odor	odorless	12
specific gravity	0.975 (20/20°C)	12
stability	stable to both acid and alkali; do not react with water or air under normal conditions	12
PPG-5 C12-14 Sec-Pareth-9		
odor	odorless	12
specific gravity	0.979 (20/20°C)	12
stability	stable to both acid and alkali; do not react with water or air under normal conditions	12
PPG-2 C12-15 Pareth-6		
physical state	liquid	14
active content	100% by wt	14
PPG-4-Ceteth-1		
physical state and appearance	colorless to pale yellow liquid	7
PPG-4-Ceteth-10		
physical state and appearance	colorless liquid	19
	colorless to pale yellow petrolatum-like substance	8
PPG-4-Ceteth-20		
physical state and appearance	white solid	20
	colorless to pale yellow waxy substance	9
PPG-5-Ceteth-20		
physical state	liquid	11
	clear to slightly hazy liquid	21
boiling point	310.9°C (760 mm Hg)	6
solubility	soluble in water and isopropanol	11
	dispersible in mineral oil	
PPG-8-Ceteth-1		
physical state and appearance	colorless liquid	22
PPG-8-Ceteth-20		
physical state and appearance	yellow solid	23
PPG-2-Deceth-3		
physical state and appearance	slightly yellow oil	13
PPG-2-Deceth-5		
physical state and appearance	slightly yellow oil	13
PPG-2-Deceth-7		
physical state and appearance	slightly yellow turbid oil	13
PPG-2-Deceth-8		
physical state and appearance	clear liquid	5
active content	90% (water content; 10%)	5
density	1020 kg/m ³ (20°C)	5
solubility	soluble in water, ethanol, propylene glycol, and 2-propanol	5
	dispersible in low aromatic solvent, white spirit, and xylene	
PPG-2-Deceth-10		
physical state and appearance	slightly yellow soft paste	13
PPG-2-Deceth-12		
physical state and appearance	slightly yellow soft paste	13
PPG-2-Deceth-15		
physical state and appearance	slightly yellow soft wax	13
PPG-2-Deceth-20		
physical state and appearance	slightly yellow soft wax	13
PPG-2-Deceth-30		
physical state and appearance	slightly yellow soft wax	13
PPG-6-Deceth-4		
physical state	liquid	14
active content	100% by wt	14
PPG-6-Deceth-9		
physical state	liquid	14
active content	100% by wt	14

Table 3. Physical and Chemical Properties

Property	Description	Reference
<i>PPG-8-Deceth-6</i>		
physical state	liquid	14
active content	100% by wt	14
<i>PPG-6-Decyltetradeceth-12</i>		
physical state and appearance	yellow solid	15
<i>PPG-6-Decyltetradeceth-20</i>		
physical state and appearance	yellow solid	16
<i>PPG-6-Decyltetradeceth-30</i>		
physical state and appearance	yellow solid	17
<i>PPG-9-Ethylhexeth-5</i>		
physical state and appearance	colorless to yellow liquid with a mild odor	10
boiling point	decomposes prior to boiling	10
<i>PPG-3-Isodeceth-1</i>		
physical state	liquid	18
<i>PPG-4-Laureth-2</i>		
physical state	liquid	14
active content	100%	14
<i>PPG-4-Laureth-5</i>		
physical state	liquid	14
active content	100%	14
<i>PPG-25-Laureth-25</i>		
physical state and appearance	colorless or pale yellow liquid	24
	colorless or straw-colored clear liquid	30
solubility	soluble in water	24
density	1.046±2%	30
pH	6.8±0.4	30
<i>PPG-1-Trideceth-13</i>		
physical state and appearance	colorless liquid	26
active content	95%	26
solubility	soluble in water	26
<i>Propylene Glycol Oleth-5</i>		
physical state	liquid	14
active content	100%	14

Table 4. Frequency and concentration of use according to duration and type of exposure

	# of Uses ³⁴	Max Conc of Use (%) ³⁵	# of Uses ³⁴	Max Conc of Use (%) ³⁵	# of Uses ³⁴	Max Conc of Use (%) ³⁵
	PEG/PPG-9/2 Dimethyl Ether		PEG/PPG-14/7 Dimethyl Ether		PEG/PPG-17/4 Dimethyl Ether	
Totals*	NR	0.01-2	35	0.00011-7	11	0.1-5
<i>Duration of Use</i>						
<i>Leave-On</i>	NR	0.01-2	34	0.00011-7	11	0.1-5
<i>Rinse-Off</i>	NR	0.03-0.97	1	0.01-3	NR	NR
<i>Diluted for (Bath) Use</i>	NR	NR	NR	NR	NR	NR
<i>Exposure Type</i>						
Eye Area	NR	0.01	NR	0.01-5	NR	3
Incidental Ingestion	NR	NR	NR	1	NR	NR
Incidental Inhalation-Spray	NR	0.05	1 ^a	0.12-7	NR	NR
Incidental Inhalation-Powder	NR	NR	NR	0.01	NR	NR
Dermal Contact	NR	0.01-1	35	0.01-7	11	0.1-5
Deodorant (underarm)	NR	NR	NR	NR	NR	NR
Hair - Non-Coloring	NR	0.03-2	NR	0.12-3	NR	NR
Hair-Coloring	NR	NR	NR	0.5	NR	NR
Nail	NR	NR	NR	0.00011-1	NR	NR
Mucous Membrane	NR	NR	NR	1	NR	NR
Baby Products	NR	NR	NR	NR	NR	NR

Table 4. Frequency and concentration of use according to duration and type of exposure

	# of Uses ³⁴ Max Conc of Use (%) ³⁵		# of Uses ³⁴ Max Conc of Use (%) ³⁵		# of Uses ³⁴ Max Conc of Use (%) ³⁵	
	PEG/PPG-35/40 Dimethyl Ether		PEG/PPG-36/41 Dimethyl Ether		PEG/PPG-50/40 Dimethyl Ether	
Totals*	NR	1-3	243	0.1-5	2	0.05-2
Duration of Use						
Leave-On	NR	1-3	243	0.1-5	NR	0.05
Rinse Off	NR	3	NR	0.1-1	2	0.4-2
Diluted for (Bath) Use	NR	NR	NR	NR	NR	NR
Exposure Type						
Eye Area	NR	NR	91	0.1-1	NR	0.4
Incidental Ingestion	NR	NR	27	5	NR	NR
Incidental Inhalation-Spray	NR	NR	NR	NR	NR	NR
Incidental Inhalation-Powder	NR	NR	6	0.1	NR	NR
Dermal Contact	NR	1-3	215	0.1-1	2	0.5-2
Deodorant (underarm)	NR	NR	NR	NR	NR	NR
Hair - Non-Coloring	NR	NR	NR	1	NR	NR
Hair-Coloring	NR	NR	NR	NR	NR	NR
Nail	NR	NR	NR	NR	NR	NR
Mucous Membrane	NR	NR	27	5	NR	NR
Baby Products	NR	NR	NR	NR	NR	NR
	PEG/PPG-55/28 Dimethyl Ether		PPG-2-Cetareth-9		PPG-2-Ceteth-10	
Totals*	NR	0.05-5	9	NR	1	NR
Duration of Use						
Leave-On	NR	0.5-5	5	NR	1	NR
Rinse-Off	NR	0.05-5	4	NR	NR	NR
Diluted for (Bath) Use	NR	NR	NR	NR	NR	NR
Exposure Type						
Eye Area	NR	NR	NR	NR	NR	NR
Incidental Ingestion	NR	NR	NR	NR	NR	NR
Incidental Inhalation-Spray	NR	NR	NR	NR	NR	NR
Incidental Inhalation-Powder	NR	NR	NR	NR	NR	NR
Dermal Contact	NR	0.5-3	8	NR	1	NR
Deodorant (underarm)	NR	NR	NR	NR	NR	NR
Hair - Non-Coloring	NR	NR	1	NR	NR	NR
Hair-Coloring	NR	0.05-5	NR	NR	NR	NR
Nail	NR	NR	NR	NR	NR	NR
Mucous Membrane	NR	NR	NR	NR	NR	NR
Baby Products	NR	NR	NR	NR	NR	NR
	PPG-4-Ceteth-20		PPG-5-Ceteth-20		PPG-8-Ceteth-1	
Totals	2	NR	445	0.05-10	NR	0.01
Duration of Use						
Leave-On	2	NR	217	0.05-10	NR	0.01
Rinse Off	NR	NR	202	0.5-9	NR	NR
Diluted for (Bath) Use	NR	NR	26	1.5	NR	NR
Exposure Type						
Eye Area	NR	NR	5	0.05-0.81	NR	NR
Incidental Ingestion	NR	NR	NR	NR	NR	NR
Incidental Inhalation-Spray	NR	NR	28 ^{a,b}	0.14-5; 41.5-10 ^b	NR	NR
Incidental Inhalation-Powder	NR	NR	NR	NR	NR	NR
Dermal Contact	2	NR	195	0.05-9	NR	0.01
Deodorant (underarm)	NR	NR	4 ^b	3-5	NR	NR
Hair - Non-Coloring	NR	NR	240	0.14-10	NR	NR
Hair-Coloring	NR	NR	8	2-3.1	NR	NR
Nail	NR	NR	2	0.1-1.5	NR	NR
Mucous Membrane	NR	NR	73	1.5-9	NR	NR
Baby Products	NR	NR	NR	NR	NR	NR

Table 4. Frequency and concentration of use according to duration and type of exposure

	# of Uses ³⁴ Max Conc of Use (%) ³⁵		# of Uses ³⁴ Max Conc of Use (%) ³⁵		# of Uses ³⁴ Max Conc of Use (%) ³⁵	
	PPG-8-Ceteth-10		PPG-8-Ceteth-20		PPG-2-Deceth-3	
Totals*	NR	0.036	10	0.072-2	NR	0.4
Duration of Use						
Leave-On	NR	NR	9	0.1-1.1	NR	0.4
Rinse-Off	NR	0.036	1	0.072-2	NR	NR
Diluted for (Bath) Use	NR	NR	NR	0.075	NR	NR
Exposure Type						
Eye Area	NR	NR	NR	0.3	NR	0.4
Incidental Ingestion	NR	NR	NR	NR	NR	NR
Incidental Inhalation-Spray	NR	NR	NR	0.19; 0.7 ^a	NR	NR
Incidental Inhalation-Powder	NR	NR	NR	1.1	NR	NR
Dermal Contact	NR	NR	10	0.075-2	NR	NR
Deodorant (underarm)	NR	NR	NR	spray: 0.19 not spray: 1	NR	NR
Hair - Non-Coloring	NR	0.036	NR	0.075-1	NR	NR
Hair-Coloring	NR	NR	NR	0.05	NR	NR
Nail	NR	NR	NR	NR	NR	NR
Mucous Membrane	NR	NR	NR	0.075	NR	NR
Baby Products	NR	NR	NR	NR	NR	NR
	PPG-2-Deceth-12		PPG-6-Decyltetradeceth-20		PPG-6-Decyltetradeceth-30	
Totals*	1	0.24-3	2	NR	18	0.25-2
Duration of Use						
Leave-On	NR	0.24-3	2	NR	15	0.25-2
Rinse-Off	1	NR	NR	NR	3	0.3-0.5
Diluted for (Bath) Use	NR	NR	NR	NR	NR	NR
Exposure Type						
Eye Area	NR	0.24	NR	NR	NR	NR
Incidental Ingestion	NR	NR	NR	NR	NR	NR
Incidental Inhalation-Spray	NR	NR	NR	NR	1 ^a	NR
Incidental Inhalation-Powder	NR	NR	NR	NR	NR	NR
Dermal Contact	NR	NR	2	NR	18	0.25-2
Deodorant (underarm)	NR	NR	NR	NR	NR	NR
Hair - Non-Coloring	NR	3	NR	NR	NR	NR
Hair-Coloring	1	NR	NR	NR	NR	NR
Nail	NR	NR	NR	NR	NR	NR
Mucous Membrane	NR	NR	NR	NR	NR	NR
Baby Products	NR	NR	NR	NR	NR	NR
	PPG-13-Decyltetradeceth-24		PPG-20-Decyltetradeceth-10		PPG-30-Decyltetradeceth-10[#]	
Totals	37	0.03	2	0.1-2	1	NR
Duration of Use						
Leave-On	34	0.03-2	2	0.1-2	NR	NR
Rinse Off	3	0.3-1	NR	1	1	NR
Diluted for (Bath) Use	NR	2	NR	NR	NR	NR
Exposure Type						
Eye Area	NR	0.1-0.3	NR	NR	NR	NR
Incidental Ingestion	NR	NR	NR	2	NR	NR
Incidental Inhalation-Spray	1 ^a	0.075-0.9; 2 ^b	NR	0.1-0.3	NR	NR
Incidental Inhalation-Powder	NR	0.03	NR	NR	NR	NR
Dermal Contact	37	0.03-2	1	0.1-2	1	NR
Deodorant (underarm)	NR	spray: 0.17 not spray: 0.057	NR	spray: 0.18 not spray: 0.4	NR	NR
Hair - Non-Coloring	NR	0.3-0.9	1	0.3-1	NR	NR
Hair-Coloring	NR	NR	NR	NR	NR	NR
Nail	NR	NR	NR	NR	NR	NR
Mucous Membrane	NR	2	NR	2	NR	NR
Baby Products	NR	NR	NR	NR	NR	NR

Table 4. Frequency and concentration of use according to duration and type of exposure

	# of Uses ³⁴ Max Conc of Use (%) ³⁵		# of Uses ³⁴ Max Conc of Use (%) ³⁵		# of Uses ³⁴ Max Conc of Use (%) ³⁵	
	PPG-2-Isodeceth-12		PPG-3-Isosteareth-9		PPG-5-Laureth-5	
Totals	4	0.5-10	3	NR	8	0.033
Duration of Use						
<i>Leave-On</i>	2	0.5-1.5	3	NR	5	0.033
<i>Rinse Off</i>	2	10	NR	NR	3	NR
<i>Diluted for (Bath) Use</i>	NR	NR	NR	NR	NR	NR
Exposure Type						
Eye Area	NR	NR	NR	NR	NR	NR
Incidental Ingestion	NR	NR	NR	NR	NR	NR
Incidental Inhalation-Spray	NR	NR	2 ^b	NR	NR	NR
Incidental Inhalation-Powder	NR	NR	NR	NR	NR	NR
Dermal Contact	2	0.5-10	3	NR	7	0.033
Deodorant (underarm)	NR	NR	NR	NR	2 ^b	NR
Hair - Non-Coloring	2	1.5	NR	NR	1	NR
Hair-Coloring	NR	NR	NR	NR	NR	NR
Nail	NR	NR	NR	NR	NR	NR
Mucous Membrane	NR	NR	NR	NR	NR	NR
Baby Products	NR	NR	NR	NR	NR	NR
	PPG-25-Laureth-25		PPG-34-Steareth-3		PPG-1-Trideceth-6	
Totals	31	0.4-2	NR	1.9	224	0.024-0.4
Duration of Use						
<i>Leave-On</i>	27	0.4-2	NR	NR	127	0.05-0.4
<i>Rinse Off</i>	4	NR	NR	1.9	97	0.024-0.3
<i>Diluted for (Bath) Use</i>	NR	NR	NR	NR	NR	NR
Exposure Type						
Eye Area	2	0.72-1.5	NR	NR	1	NR
Incidental Ingestion	NR	NR	NR	NR	NR	NR
Incidental Inhalation-Spray	NR	NR	NR	NR	1 ^a	0.05
Incidental Inhalation-Powder	NR	NR	NR	NR	NR	NR
Dermal Contact	29	0.4-2	NR	NR	38	0.2-0.27
Deodorant (underarm)	NR	NR	NR	NR	NR	NR
Hair - Non-Coloring	2	NR	NR	1.9	168	0.05-0.4
Hair-Coloring	NR	NR	NR	NR	11	0.024-0.25
Nail	NR	NR	NR	NR	5	NR
Mucous Membrane	1	NR	NR	NR	NR	NR
Baby Products	1	NR	NR	NR	NR	NR

*Because each ingredient may be used in cosmetics with multiple exposure types, the sum of all exposure types may not equal the sum of total uses.

included in the VCRP, but not listed in the *International Cosmetic Ingredient Dictionary and Handbook*

^a Includes suntan products, in that it is not known whether or not the reported product is a spray.

^b Includes products for which it is not known whether or not the product is a spray.

NR – none reported

Table 5. No reported use ³⁴⁻³⁶

PEG-4-PPG-7 C13/C15 Alcohol	PPG-6 C9-11 Pareth-5	PPG-2-Isodeceth-8
PEG/PPG-3/6 Dimethyl Ether	PPG-6 C12-15 Pareth-12	PPG-2-Isodeceth-9
PEG/PPG-7/12 Dimethyl Ether	PPG-6 C12-18 Pareth-11	PPG-2-Isodeceth-10
PEG/PPG-22/40 Dimethyl Ether	PPG-3 C12-14 Sec-Pareth-7	PPG-2-Isodeceth-18
PEG/PPG-27/14 Dimethyl Ether	PPG-4 C12-14 Sec-Pareth-5	PPG-2-Isodeceth-25
PEG/PPG-52/32 Dimethyl Ether	PPG-5 C12-14 Sec-Pareth-7	PPG-3-Isodeceth-1
PEG/PPG-4/2 Propylheptyl Ether	PPG-5 C12-14 Sec-Pareth-9	PPG-4-Isodeceth-10
PEG/PPG-6/2 Propylheptyl Ether	PPG-1-Deceth-4	PPG-2-Laureth-5
PEG-7/PPG-2 Propylheptyl Ether	PPG-1-Deceth-5	PPG-2-Laureth-8
PEG/PPG-8/2 Propylheptyl Ether	PPG-1-Deceth-6	PPG-2-Laureth-12
PEG/PPG-10/2 Propylheptyl Ether	PPG-1-Deceth-7	PPG-3-Laureth-8
PEG/PPG-14/2 Propylheptyl Ether	PPG-2-Deceth-5	PPG-3-Laureth-9
PEG/PPG-40/2 Propylheptyl Ether	PPG-2-Deceth-7	PPG-3-Laureth-10
PPG-4-Cetareth-12	PPG-2-Deceth-8	PPG-3-Laureth-12
PPG-10-Cetareth-20	PPG-2-Deceth-10	PPG-4 Laureth-2
PPG-1-Ceteth-1	PPG-2-Deceth-15	PPG-4 Laureth-5
PPG-1-Ceteth-5	PPG-2-Deceth-20	PPG-4 Laureth-7
PPG-1-Ceteth-10	PPG-2-Deceth-30	PPG-4-Laureth-15
PPG-1-Ceteth-20	PPG-2-Deceth-40	PPG-6-Laureth-3
PPG-2-Ceteth-1	PPG-2-Deceth-50	PPG-3-Myreth-3
PPG-2-Ceteth-5	PPG-2-Deceth-60	PPG-3-Myreth-11
PPG-2-Ceteth-20	PPG-4-Deceth-4	PPG-2-PEG-11 Hydrogenated Lauryl Alcohol Ether
PPG-4-Ceteth-1	PPG-4-Deceth-6	PPG-3-PEG-6 Oleyl Ether
PPG-4-Ceteth-5	PPG-6-Deceth-4	PPG-9-Steareth-3
PPG-4-Ceteth-10	PPG-6-Deceth-9	PPG-23-Steareth-34
PPG-8-Ceteth-2	PPG-8-Deceth-6	PPG-30 Steareth-4
PPG-8-Ceteth-5	PPG-14-Deceth-6	PPG-38 Steareth-6
PPG-2 C9-11 Pareth-5	PPG-6-Decyltetradeceth-12	PPG-1 Trideceth-13
PPG-2 C9-11 Pareth-7	PPG-9-Ethylhexeth-5	PPG-4 Trideceth-6
PPG-2 C9-11 Pareth-8	PPG-1-Isodeceth-4	PPG-6 Trideceth-8
PPG-2 C9-11 Pareth-11	PPG-1-Isodeceth-6	Propylene Glycol Capreth-4
PPG-2 C12-13 Pareth-8	PPG-1-Isodeceth-7	Propylene Glycol Isodeceth-4
PPG-2 C12-15 Pareth-6	PPG-1-Isodeceth-9	Propylene Glycol Isodeceth-12
PPG-4 C13-15 Pareth-15	PPG-2-Isodeceth-4	Propylene Glycol Laureth-6
PPG-5 C9-15 Pareth-6	PPG-2-Isodeceth-6	Propylene Glycol Oleth-5

Table 6. Examples of non-cosmetic uses

Ingredient	Use	Reference
PPG-5 C9-15 Pareth-6	industrial washer and cleansing agents	²⁵
PPG C12-14 sec-Pareths	nonionic surfactants in the paper and pulp, metal, textile, plastics and paint, pesticide, and leather and fur industries	¹²
PPG-2-Deceth-8	all-purpose cleaner and emulsifier in the paints and coatings	⁵

REFERENCES

1. Gottschalck TE and Breslawec H. International Cosmetic Ingredient Dictionary and Handbook. Washington, DC: Personal Care Products Council, 2012.
2. Fiume MM, Heldreth BA, Bergfeld WF, Belsito DV, Hill RA, Klaassen CD, Liebler DC, Marks JG, Shank RC, Slaga TJ, Snyder PW, and Andersen FA. Safety assessment of alkyl PEG ethers as used in cosmetics. *Int J Toxicol.* 2012;31(Suppl 2):169-244.
3. Fiume MM, Bergfeld WF, Belsito DV, Hill RA, Klaassen CD, Liebler DC, Marks JG, Shank RC, Slaga TJ, Snyder PW, and Andersen FA. Safety assessment of propylene glycol, tripropylene glycol, and PPGs as used in cosmetics. *Int J Toxicol.* 2012;31(Suppl 2):245-260.
4. Lindner GJ. Chemical clustering for risk assessment: Fatty alcohol alkoxylates. *J ASTM Intl.* 2010;7(7):15-31.
5. AkzoNobel. Berol 185. <http://sc.akzonobel.com/en/fa/Pages/product-detail.aspx?prodID=8219>. Date Accessed 2-5-2013.
6. Angene. Oxirane,methyl-,polymers,polymer with oxirane,monohexadecyl ether. <http://www.angenechem.com/product/AG-F-30935/>. Date Accessed 1-22-2013.
7. Chemical-Navi. Nikkol PBC-31 - Product Details. http://www.chemical-navi.com/english/product_search/detail162.html. Date Accessed 2-5-2013.
8. Chemical-Navi. Nikkol PBC-33. https://www.chemical-navi.com/english/product_search/detail163.html.
9. Chemical-Navi. Nikkol PBC-34. https://www.chemical-navi.com/english/product_search/detail164.html. Date Accessed 2-5-2013.
10. Dow Chemical Company. Material Safety Data Sheet; ECOSURF™ EH-3 Surfactant. <http://www.dow.com/webapps/msds/ShowPDF.aspx?id=090003e880248bfb>. Date Accessed 2-4-2013.
11. Global Seven, Inc. Hetoxol CAWS. <http://www.globalseven.com/backup2/caws.html>. Date Accessed 2-5-2013.
12. INEOS Oxide. Softanol - techical data. <http://www.ineos.com/Show-Documents/?Grade=Softanol%2070&BU=INEOS%20Oxide&DocumentType=Technical%20Data%20Sheet>. Date Accessed 2-5-2013.
13. Nihon Emulsion Co. Ltd. Polyoxyethylene-polypropylene decyl ethers - EMALLEX products. <http://www.nihon-emulsion.co.jp/english/products/list/E-DAPEfrm.htm>. Date Accessed 2-5-2013.
14. Sasol. Surfactants - product range. <http://www.sasoltechdata.com/MarketingBrochures/Surfactants.pdf>. Date Accessed 2-5-2013.
15. SpecialChem. Nikkol PEN-4612. <http://www.specialchem4cosmetics.com/tds/nikkol-pen-4612/nikkol/4498/index.aspx>. Date Accessed 2-5-2013.
16. SpecialChem. Nikkol PEN-4620. <http://www.specialchem4cosmetics.com/tds/nikkol-pen-4620/nikkol/4499/index.aspx>. Date Accessed 2-5-2013.
17. SpecialChem. Nikkol PEN-4630. <http://www.specialchem4cosmetics.com/tds/nikkol-pen-4630/nikkol/4500/index.aspx>. Date Accessed 2-5-2013.
18. SpecialChem. Hetoxol I-10-P3-E. <http://www.specialchem4cosmetics.com/tds/hetoxol-i-10-p3-ei/global-seven/6221/index.aspx>. Date Accessed 2-5-2013.
19. SpecialChem. Nikkol PBC-33. <http://www.specialchem4cosmetics.com/tds/nikkol-pbc-33/nikkol/4491/index.aspx>. Date Accessed 2-5-2013.

20. SpecialChem. Nikkol PBC-34. <http://www.specialchem4cosmetics.com/tds/nikkol-pbc-34/nikkol/4492/index.aspx>. Date Accessed 2-5-2013.
21. SpecialChem. Procetyl™ AWS. <http://www.specialchem4cosmetics.com/tds/procetyl-aws/croda/2835/index.aspx>. Date Accessed 2-5-2013.
22. SpecialChem. Nikkol PBC-41. <http://www.specialchem4cosmetics.com/tds/nikkol-pbc-41/nikkol/4493/index.aspx>. Date Accessed 2-5-2013.
23. SpecialChem. Nikkol PBC-44. <http://www.specialchem4cosmetics.com/tds/nikkol-pbc-44/nikkol/4494/index.aspx?q=nikkol> pbc-44. Date Accessed 2-5-2013.
24. Vevy Europe. ADF-Oleile. <http://www.vevy.com/Products/ADF-OLEILE/>. Date Accessed 2-5-2013.
25. Zschimmer & Schwarz GmbH & Co KG. Propetal 130. http://www.zschimmer-schwarz.com/PROPETAL_130/simon/zschimmer-schwarz/media/site/downloads/merkblatt/1_S_S_ENG_4497_20_2_900.pdf. Date Accessed 2-5-2013.
26. Zschimmer & Schwarz GmbH & Co KG. Mulsifan CTP 14. http://www.zschimmer-schwarz.com/MULSIFAN_CTP_14/simon/zschimmer-schwarz/media/site/downloads/merkblatt/1_S_S_ENG_3782_20_2_370.pdf. Date Accessed 2-5-2013.
27. Dück R, Wulf V, Geissler M, Baier H-U, Wirtz M, Kling HW, Gäb S, and Schmitz OJ. Combination of chemical and electron-impact ionisation with GC+GC-qMS for characterization of fatty alcohol alkoxylate polymers in the low-molecular-weight range up to 700 Da. *Analytical and Bioanalytical Chemistry*. 2010;396(6):2273-2283.
28. Hinton C. Alkoxylated Nonionic Surfactants. Chapter: 3. Schlossman ML. In: *The Chemistry and Manufacture of Cosmetics*. Vol. III - Ingredients. Carol Stream, IL: Allured Publishing Company; 2002:15-27.
29. Naylor CG. Nonionic surfactants containing propylene oxide. *JAOCs, J.Am.Oil Chem.Soc.* 1986;63(9):1201-1208.
30. In Cosmetics. ADF-oleile. http://www.in-cosmetics.com/_novadocuments/2934. Date Accessed 2-5-2013.
31. National Toxicology Program. Ethylene oxide. <http://ntp.niehs.nih.gov/ntp/roc/twelfth/profiles/EthyleneOxide.pdf#search=ethylene%20oxide>. Report on Carcinogens, Twelfth Edition. Date Accessed 1-22-2013.
32. World Health Organization, International Agency for Research on Cancer. Volume 60. Some industrial chemicals. Summary of data reported and evaluation. <http://monographs.iarc.fr/ENG/Monographs/vol60/volume60.pdf>. IARC Monographs on the Evaluation of Carcinogenic Risks to Humans. Date Accessed 1-22-2013.
33. National Toxicology Program. Propylene oxide. <http://ntp.niehs.nih.gov/ntp/roc/twelfth/profiles/PropyleneOxide.pdf#search=propylene%20oxide>. Report on Carcinogens, Twelfth Edition. Date Accessed 1-22-2013.
34. Food and Drug Administration (FDA). Frequency of use of cosmetic ingredients. *FDA Database*. 2013.
35. Personal Care Products Council. 3-21-2013. Concentration of use by FDA Product Category: Alkyl PEG/PPG Ethers. 11 pages.
36. Personal Care Products Council. 5-2-0013. Concentration of Use by FDA Product Category: PEG/PPG-14/2 Propylheptyl Ether. 1 pages.
37. Johnsen MA. The influence of particle size. *Spray Technology and Marketing*. 2004;14(11):24-27.
38. Rothe H. Special Aspects of Cosmetic Spray Evaluation. 9-26-2011.

39. Rothe H, Fautz R, Gerber E, Neumann L, Rettinger K, Schuh W, and Gronewold C. Special aspects of cosmetic spray safety evaluations: Principles on inhalation risk assessment. *Toxicol Lett.* 2011;205(2):97-104.
40. Bremmer HJ, Prud'homme de Lodder LCH, and Engelen JGM. Cosmetics Fact Sheet: To assess the risks for the consumer; Updated version for ConsExpo 4. 2006. Report No. RIVM 320104001/2006. pp. 1-77.
41. European Commission. European Commission Health and Consumers Cosmetics - CosIng - Database. <http://ec.europa.eu/consumers/cosmetics/cosing/>. Date Accessed 1-13-2012.
42. AFC Panel (Scientific Panel on food additives, flavourings, processing aids and materials in contact with food). 13th List of Food Contact Materials. <http://www.efsa.europa.eu/en/scdocs/doc/418.pdf>. The EFSA Journal.
43. Encyclopedia Britannica. Polytetrafluoroethylene (PTFE). <http://www.britannica.com/EBchecked/topic/469146/polytetrafluoroethylene-PTFE>. Date Accessed 2-11-2013.
44. Carvalho FC, Rocha e Silva H, Marielli da Luz G, da Silva Barbi M, Landgraf DS, Chiavacci LA, SarmientoVHV, and Gremião MPD. Rheological, mechanical and adhesive properties of surfactant-containing systems designed as a potential platform for topical drug delivery. *Journal of Biomedical Nanotechnology*. 2012;8(2):280-289.
45. Carvalho FC, Barbi MS, Sarmiento VHV, Chiavacci LA, Netto FM, and Gremião MPD. Surfactant systems for nasal zidovudine delivery: structural, rheological and mucoadhesive properties. *Journal of Pharmacy and Pharmacology*. 2010;62(4):430-439.
46. Endo M, Yamamoto T, and Ijuin T. Effect of nonionic surfactants on the percutaneous absorption of tenoxicam. *Chemical & Pharmaceutical Bulletin*. 1996;44(4):865-867.
47. Thomas J. Stephens & Associates Inc. 1994. Mattek Corporation Epiderm® skin model (EPI-100). Irritation potential of undiluted PPG-5-Ceteth-20.
48. Leberco Laboratories. 1973. PPG-5-Ceteth-20: Acute dermal irritation study in rabbits.
49. Bio-Toxicology Laboratories (BTL). 1973. Repeated insult patch test of PPG-5-Ceteth-20.
50. Personal Care Products Council. 1-31-2013. Propylene Glycol Isodeceth-4 and PPG-1-Isodeceth-4.


PEG/PPG-14/7 DIMETHYL ETHER	11E - Shaving Cream	1
PEG/PPG-14/7 DIMETHYL ETHER	12C - Face and Neck (exc shave)	17
PEG/PPG-14/7 DIMETHYL ETHER	12D - Body and Hand (exc shave)	5
PEG/PPG-14/7 DIMETHYL ETHER	12F - Moisturizing	6
PEG/PPG-14/7 DIMETHYL ETHER	12G - Night	3
PEG/PPG-14/7 DIMETHYL ETHER	12I - Skin Fresheners	1
PEG/PPG-14/7 DIMETHYL ETHER	12J - Other Skin Care Preps	1
PEG/PPG-14/7 DIMETHYL ETHER	13B - Indoor Tanning Preparations	1
PEG/PPG-17/4 DIMETHYL ETHER	12C - Face and Neck (exc shave)	6
PEG/PPG-17/4 DIMETHYL ETHER	12F - Moisturizing	3
PEG/PPG-17/4 DIMETHYL ETHER	12G - Night	2
PEG/PPG-36/41 DIMETHYL ETHER	03A - Eyebrow Pencil	1
PEG/PPG-36/41 DIMETHYL ETHER	03B - Eyeliner	4
PEG/PPG-36/41 DIMETHYL ETHER	03C - Eye Shadow	85
PEG/PPG-36/41 DIMETHYL ETHER	03F - Mascara	1
PEG/PPG-36/41 DIMETHYL ETHER	07A - Blushers (all types)	18
PEG/PPG-36/41 DIMETHYL ETHER	07B - Face Powders	6
PEG/PPG-36/41 DIMETHYL ETHER	07C - Foundations	1
PEG/PPG-36/41 DIMETHYL ETHER	07E - Lipstick	27
PEG/PPG-36/41 DIMETHYL ETHER	07G - Rouges	86
PEG/PPG-36/41 DIMETHYL ETHER	07I - Other Makeup Preparations	14
PEG/PPG-50/40 DIMETHYL ETHER	12A - Cleansing	2
PPG-2-CETEARETH-9	05F - Shampoos (non-coloring)	1
PPG-2-CETEARETH-9	12A - Cleansing	3
PPG-2-CETEARETH-9	12C - Face and Neck (exc shave)	4
PPG-2-CETEARETH-9	12J - Other Skin Care Preps	1
PPG-2-CETETH-10	12C - Face and Neck (exc shave)	1
PPG-4-CETETH-20	12C - Face and Neck (exc shave)	2
PPG-5-CETETH-20	02A - Bath Oils, Tablets, and Salts	8
PPG-5-CETETH-20	02B - Bubble Baths	14
PPG-5-CETETH-20	02D - Other Bath Preparations	4
PPG-5-CETETH-20	03B - Eyeliner	1
PPG-5-CETETH-20	03E - Eye Makeup Remover	2
PPG-5-CETETH-20	03G - Other Eye Makeup Preparations	2
PPG-5-CETETH-20	04A - Cologne and Toilet waters	8
PPG-5-CETETH-20	04E - Other Fragrance Preparation	3
PPG-5-CETETH-20	05A - Hair Conditioner	25
PPG-5-CETETH-20	05B - Hair Spray (aerosol fixatives)	14
PPG-5-CETETH-20	05F - Shampoos (non-coloring)	95
PPG-5-CETETH-20	05G - Tonics, Dressings, and Other Hair Groomir	56
PPG-5-CETETH-20	05I - Other Hair Preparations	50
PPG-5-CETETH-20	06A - Hair Dyes and Colors (all types requiring ca	2
PPG-5-CETETH-20	06C - Hair Rinses (coloring)	1
PPG-5-CETETH-20	06D - Hair Shampoos (coloring)	3
PPG-5-CETETH-20	06H - Other Hair Coloring Preparation	2
PPG-5-CETETH-20	07C - Foundations	2
PPG-5-CETETH-20	07D - Leg and Body Paints	1
PPG-5-CETETH-20	07F - Makeup Bases	3
PPG-5-CETETH-20	07I - Other Makeup Preparations	1

PPG-5-CETETH-20	08B - Cuticle Softeners	1
PPG-5-CETETH-20	08C - Nail Creams and Lotions	1
PPG-5-CETETH-20	10A - Bath Soaps and Detergents	37
PPG-5-CETETH-20	10B - Deodorants (underarm)	4
PPG-5-CETETH-20	10E - Other Personal Cleanliness Products	10
PPG-5-CETETH-20	11A - Aftershave Lotion	5
PPG-5-CETETH-20	11E - Shaving Cream	1
PPG-5-CETETH-20	12A - Cleansing	23
PPG-5-CETETH-20	12C - Face and Neck (exc shave)	7
PPG-5-CETETH-20	12D - Body and Hand (exc shave)	21
PPG-5-CETETH-20	12F - Moisturizing	15
PPG-5-CETETH-20	12G - Night	2
PPG-5-CETETH-20	12H - Paste Masks (mud packs)	1
PPG-5-CETETH-20	12I - Skin Fresheners	6
PPG-5-CETETH-20	12J - Other Skin Care Preps	11
PPG-5-CETETH-20	13B - Indoor Tanning Preparations	3
PPG-8-CETETH-20	12A - Cleansing	1
PPG-8-CETETH-20	12C - Face and Neck (exc shave)	2
PPG-8-CETETH-20	12D - Body and Hand (exc shave)	1
PPG-8-CETETH-20	12F - Moisturizing	6
PPG-2-DECETH-12	06H - Other Hair Coloring Preparation	1
PPG-6-DECYLTETRADECETH-20	12F - Moisturizing	1
PPG-6-DECYLTETRADECETH-20	12J - Other Skin Care Preps	1
PPG-6-DECYLTETRADECETH-30	12A - Cleansing	3
PPG-6-DECYLTETRADECETH-30	12C - Face and Neck (exc shave)	2
PPG-6-DECYLTETRADECETH-30	12D - Body and Hand (exc shave)	1
PPG-6-DECYLTETRADECETH-30	12F - Moisturizing	6
PPG-6-DECYLTETRADECETH-30	12J - Other Skin Care Preps	2
PPG-6-DECYLTETRADECETH-30	13B - Indoor Tanning Preparations	2
PPG-6-DECYLTETRADECETH-30	12J - Other Skin Care Preps	2
PPG-13-DECYLTETRADECETH-24	12A - Cleansing	3
PPG-13-DECYLTETRADECETH-24	12C - Face and Neck (exc shave)	23
PPG-13-DECYLTETRADECETH-24	12F - Moisturizing	4
PPG-13-DECYLTETRADECETH-24	12I - Skin Fresheners	4
PPG-13-DECYLTETRADECETH-24	12J - Other Skin Care Preps	2
PPG-13-DECYLTETRADECETH-24	13A - Suntan Gels, Creams, and Liquids	1
PPG-20-DECYLTETRADECETH-10	05G - Tonics, Dressings, and Other Hair Groomir	1
PPG-20-DECYLTETRADECETH-10	11A - Aftershave Lotion	1
PPG-2-ISODECETH-12	05G - Tonics, Dressings, and Other Hair Groomir	1
PPG-2-ISODECETH-12	05I - Other Hair Preparations	1
PPG-2-ISODECETH-12	12A - Cleansing	1
PPG-2-ISODECETH-12	12H - Paste Masks (mud packs)	1
PPG-3-ISOSTEARETH-9	04A - Cologne and Toilet waters	2
PPG-3-ISOSTEARETH-9	11A - Aftershave Lotion	1
PPG-5-LAURETH-5	05F - Shampoos (non-coloring)	1

PPG-5-LAURETH-5	07F - Makeup Bases	1
PPG-5-LAURETH-5	10B - Deodorants (underarm)	2
PPG-5-LAURETH-5	12A - Cleansing	1
PPG-5-LAURETH-5	12F - Moisturizing	1
PPG-5-LAURETH-5	12H - Paste Masks (mud packs)	1
PPG-5-LAURETH-5	12J - Other Skin Care Preps	1
PPG-25-LAURETH-25	01C - Other Baby Products	1
PPG-25-LAURETH-25	03B - Eyeliner	1
PPG-25-LAURETH-25	03C - Eye Shadow	1
PPG-25-LAURETH-25	05A - Hair Conditioner	2
PPG-25-LAURETH-25	10E - Other Personal Cleanliness Products	1
PPG-25-LAURETH-25	12A - Cleansing	1
PPG-25-LAURETH-25	12C - Face and Neck (exc shave)	6
PPG-25-LAURETH-25	12D - Body and Hand (exc shave)	5
PPG-25-LAURETH-25	12F - Moisturizing	10
PPG-25-LAURETH-25	12J - Other Skin Care Preps	3
PPG-1 TRIDECETH-6	03D - Eye Lotion	1
PPG-1 TRIDECETH-6	05A - Hair Conditioner	81
PPG-1 TRIDECETH-6	05C - Hair Straighteners	1
PPG-1 TRIDECETH-6	05E - Rinses (non-coloring)	2
PPG-1 TRIDECETH-6	05G - Tonics, Dressings, and Other Hair Groomir	49
PPG-1 TRIDECETH-6	05I - Other Hair Preparations	35
PPG-1 TRIDECETH-6	06A - Hair Dyes and Colors (all types requiring c	1
PPG-1 TRIDECETH-6	06H - Other Hair Coloring Preparation	10
PPG-1 TRIDECETH-6	07I - Other Makeup Preparations	1
PPG-1 TRIDECETH-6	08B - Cuticle Softeners	1
PPG-1 TRIDECETH-6	08E - Nail Polish and Enamel	1
PPG-1 TRIDECETH-6	08G - Other Manicuring Preparations	3
PPG-1 TRIDECETH-6	12A - Cleansing	2
PPG-1 TRIDECETH-6	12C - Face and Neck (exc shave)	3
PPG-1 TRIDECETH-6	12D - Body and Hand (exc shave)	3
PPG-1 TRIDECETH-6	12F - Moisturizing	27
PPG-1 TRIDECETH-6	12J - Other Skin Care Preps	2
PPG-1 TRIDECETH-6	13B - Indoor Tanning Preparations	1

Memorandum

TO: F. Alan Andersen, Ph.D.
Director - COSMETIC INGREDIENT REVIEW (CIR)

FROM: Halyna Breslawec, Ph.D.
Industry Liaison to the CIR Expert Panel | 

DATE: March 21, 2013

SUBJECT: Concentration of Use by FDA Product Category: Alkyl PEG/PPG Ethers

Concentration of Use by FDA Product Category - Alkyl PEG/PPG Ethers*

PEG-4-PPG-7 C13/C15 Alcohol	PPG-2-Isodeceth-4
PEG/PPG-3/6 Dimethyl Ether	PPG-1-Isodeceth-9
PEG/PPG-27/14 Dimethyl Ether	PPG-1-Isodeceth-7
PEG/PPG-7/12 Dimethyl Ether	PPG-1-Isodeceth-6
PEG/PPG-9/2 Dimethyl Ether	PPG-1-Isodeceth-4
PEG/PPG-17/4 Dimethyl Ether	PPG-9-Ethylhexeth-5
PEG/PPG-14/7 Dimethyl Ether	PPG-20-Decyltetradeceth-10
PEG/PPG-22/40 Dimethyl Ether	PPG-13-Decyltetradeceth-24
PEG/PPG-35/40 Dimethyl Ether	PPG-6-Decyltetradeceth-30
Propylene Glycol Oleth-5	PPG-6-Decyltetradeceth-20
Propylene Glycol Laureth-6	PPG-6-Decyltetradeceth-12
Propylene Glycol Isodeceth-12	PPG-14-Deceth-6
Propylene Glycol Isodeceth-4	PPG-8-Deceth-6
Propylene Glycol Capreth-4	PPG-6-Deceth-9
PPG-6 Trideceth-8	PPG-6-Deceth-4
PPG-4 Trideceth-6	PPG-4-Deceth-6
PPG-1 Trideceth-13	PPG-4-Deceth-4
PPG-1 Trideceth-6	PPG-2-Deceth-60
PPG-38 Steareth-6	PPG-2-Deceth-50
PPG-34-Steareth-3	PPG-2-Deceth-40
PPG-30 Steareth-4	PPG-2-Deceth-30
PPG-23-Steareth-34	PPG-2-Deceth-20
PPG-9-Steareth-3	PPG-2-Deceth-15
PPG-3-PEG-6 Oleyl Ether	PPG-2-Deceth-12
PPG-2-PEG-11 Hydrogenated Lauryl Alcohol Ether	PPG-2-Deceth-10
PPG-3-Myreth-11	PPG-2-Deceth-8
PPG-3-Myreth-3	PPG-2-Deceth-7
PPG-25-Laureth-25	PPG-2-Deceth-5
PPG-6-Laureth-3	PPG-2-Deceth-3
PPG-5-Laureth-5	PPG-1-Deceth-7
PPG-4-Laureth-15	PPG-1-Deceth-6
PPG-4 Laureth-7	PPG-1-Deceth-5
PPG-4 Laureth-5	PPG-1-Deceth-4
PPG-4 Laureth-2	PPG-5 C12-14 Sec-Pareth-9
PPG-3-Laureth-12	PPG-5 C12-14 Sec-Pareth-7
PPG-3-Laureth-10	PPG-4 C12-14 Sec-Pareth-5
PPG-3-Laureth-9	PPG-3 C12-14 Sec-Pareth-7
PPG-3-Laureth-8	PPG-6 C12-18 Pareth-11
PPG-2-Laureth-12	PPG-6 C12-15 Pareth-12
PPG-2-Laureth-8	PPG-6 C9-11 Pareth-5
PPG-2-Laureth-5	PPG-5 C9-15 Pareth-6
PPG-3-Isosteareth-9	PPG-4 C13-15 Pareth-15
PPG-4-Isodeceth-10	PPG-2 C12-15 Pareth-6
PPG-3-Isodeceth-1	PPG-2 C12-13 Pareth-8
PPG-2-Isodeceth-25	PPG-2 C9-11 Pareth-11
PPG-2-Isodeceth-18	PPG-2 C9-11 Pareth-8
PPG-2-Isodeceth-12	PPG-2 C9-11 Pareth-7
PPG-2-Isodeceth-10	PPG-2 C9-11 Pareth-5
PPG-2-Isodeceth-9	PPG-8-Ceteth-20
PPG-2-Isodeceth-8	PPG-8-Ceteth-10
PPG-2-Isodeceth-6	PPG-8-Ceteth-5

PPG-8-Ceteth-2
 PPG-8-Ceteth-1
 PPG-5-Ceteth-20
 PPG-4-Ceteth-20
 PPG-4-Ceteth-10
 PPG-4-Ceteth-5
 PPG-4-Ceteth-1
 PPG-2-Ceteth-20
 PPG-2-Ceteth-10
 PPG-2-Ceteth-5
 PPG-2-Ceteth-1
 PPG-1-Ceteth-20
 PPG-1-Ceteth-10
 PPG-1-Ceteth-5

PPG-1-Ceteth-1
 PPG-10-Ceteareth-20
 PPG-4-Ceteareth-12
 PPG-2-Ceteareth-9
 PEG/PPG-40/2 Propylheptyl Ether
 PEG/PPG-36/41 Dimethyl Ether
 PEG/PPG-50/40 Dimethyl Ether
 PEG/PPG-52/32 Dimethyl Ether
 PEG/PPG-55/28 Dimethyl Ether
 PEG/PPG-4/2 Propylheptyl Ether
 PEG/PPG-6/2 Propylheptyl Ether
 PEG-7/PPG-2 Propylheptyl Ether
 PEG/PPG-8/2 Propylheptyl Ether
 PEG/PPG-10/2 Propylheptyl Ether

Ingredient	FDA Code†	Product Category	Maximum Concentration of Use
PEG/PPG-9/2 Dimethyl Ether	03A	Eyebrow pencil	0.01%
PEG/PPG-9/2 Dimethyl Ether	05A	Hair conditioners	0.03%
PEG/PPG-9/2 Dimethyl Ether	05B	Hair sprays pump spray	0.05%
PEG/PPG-9/2 Dimethyl Ether	05E	Rinses (noncoloring)	0.03%
PEG/PPG-9/2 Dimethyl Ether	05F	Shampoos (noncoloring)	0.03%
PEG/PPG-9/2 Dimethyl Ether	05G	Tonics, dressings and other hair grooming aids	2%
PEG/PPG-9/2 Dimethyl Ether	12A	Skin cleansing (cold creams, cleansing lotions, liquids and pads)	0.97%
PEG/PPG-9/2 Dimethyl Ether	12C	Face and neck products not spray	1%
PEG/PPG-17/4 Dimethyl Ether	03D	Eye lotion	3%
PEG/PPG-17/4 Dimethyl Ether	12C	Face and neck products not spray	5%
PEG/PPG-17/4 Dimethyl Ether	12D	Body and hand products not spray	1%
PEG/PPG-17/4 Dimethyl Ether	12F	Moisturizing products	

Ether		not spray	0.1%
PEG/PPG-14/7 Dimethyl Ether	03A	Eye brow pencil	0.01%
PEG/PPG-14/7 Dimethyl Ether	03D	Eye lotion	5%
PEG/PPG-14/7 Dimethyl Ether	05A	Hair conditioners	3%
PEG/PPG-14/7 Dimethyl Ether	05B	Hair sprays aerosol pump spray	0.31% 0.12%
PEG/PPG-14/7 Dimethyl Ether	05E	Rinses (noncoloring)	1%
PEG/PPG-14/7 Dimethyl Ether	05G	Tonics, dressings and other hair grooming aids	3%
PEG/PPG-14/7 Dimethyl Ether	05I	Other hair preparations (noncoloring)	1%
PEG/PPG-14/7 Dimethyl Ether	06B	Hair tints	0.5%
PEG/PPG-14/7 Dimethyl Ether	07B	Face powders	0.01%
PEG/PPG-14/7 Dimethyl Ether	07C	Foundations	0.1%
PEG/PPG-14/7 Dimethyl Ether	07E	Lipstick	1%
PEG/PPG-14/7 Dimethyl Ether	07F	Makeup bases	2%
PEG/PPG-14/7 Dimethyl Ether	08C	Nail creams and lotions	0.00011%
PEG/PPG-14/7 Dimethyl Ether	08E	Nail polish and enamel	1%
PEG/PPG-14/7 Dimethyl Ether	08F	Nail polish and enamel remover	0.01%
PEG/PPG-14/7 Dimethyl Ether	08G	Other manicuring preparations	1%
PEG/PPG-14/7 Dimethyl Ether	11A	Aftershave lotions	1%

Ether			
PEG/PPG-14/7 Dimethyl Ether	11E	Shaving cream (aerosol, brushless and later)	1%
PEG/PPG-14/7 Dimethyl Ether	12A	Skin cleansing (cold creams, cleansing lotions, liquids and pads)	4%
PEG/PPG-14/7 Dimethyl Ether	12C	Face and neck products not spray	7%
PEG/PPG-14/7 Dimethyl Ether	12D	Body and hand products not spray spray	1% 7%
PEG/PPG-14/7 Dimethyl Ether	12F	Moisturizing products not spray	5%
PEG/PPG-14/7 Dimethyl Ether	12H	Paste masks and mud packs	3%
PEG/PPG-14/7 Dimethyl Ether	13A	Suntan products not spray	1%
PEG/PPG-35/40 Dimethyl Ether	12A	Skin cleansing (cold creams, cleansing lotions, liquids and pads)	3%
PEG/PPG-35/40 Dimethyl Ether	12C	Face and neck products not spray	3%
PEG/PPG-35/40 Dimethyl Ether	13A	Suntan products not spray	1%
PPG-1 Trideceth-6	05A	Hair conditioners	0.09-0.3%
PPG-1 Trideceth-6	05F	Shampoos (noncoloring)	0.12-0.27%
PPG-1 Trideceth-6	05G	Tonics, dressings and other hair grooming aids pump spray	0.14-0.4% 0.05%
PPG-1 Trideceth-6	05I	Other hair preparations (noncoloring)	0.16%
PPG-1 Trideceth-6	06A	Hair dyes and colors (all types requiring caution statement and patch test)	0.024%
PPG-1 Trideceth-6	06F	Hair lighteners with color	0.25%
PPG-1 Trideceth-6	11A	Aftershave lotion	0.27%
PPG-1 Trideceth-6	12A	Skin cleansing (cold creams, cleansing lotions, liquids and pads)	0.2%

PPG-34-Steareth-3	05A	Hair conditioners	1.9%
PPG-25-Laureth-25	03B	Eye liner	1.5%
PPG-25-Laureth-25	03C	Eye shadow	0.72%
PPG-25-Laureth-25	07H	Makeup fixatives	2%
PPG-25-Laureth-25	12F	Moisturizing products not spray	0.4%
PPG-5-Laureth-5	12D	Body and hand products not spray	0.033%
PPG-2-Isodeceth-12	05G	Tonics, dressings and other hair grooming aids	1.5%
PPG-2-Isodeceth-12	12C	Face and neck products not spray	0.5%
PPG-2-Isodeceth-12	12H	Pastes masks and mud packs	10%
PPG-20-Decyltetradeceth-10	04B	Perfumes	0.1%
PPG-20-Decyltetradeceth-10	05B	Hair sprays pump spray	0.3%
PPG-20-Decyltetradeceth-10	05G	Tonics, dressings and other hair grooming aids	1%
PPG-20-Decyltetradeceth-10	07E	Lipstick	2%
PPG-20-Decyltetradeceth-10	10B	Deodorants (underarm) not spray spray	0.4% 0.18%
PPG-20-Decyltetradeceth-10	11A	Aftershave lotions	2%
PPG-20-Decyltetradeceth-10	11E	Shaving cream (aerosol, brushless and lather)	1%
PPG-20-Decyltetradeceth-10	12A	Skin cleansing (cold creams, cleansing lotions, liquids and pads)	1%
PPG-20-Decyltetradeceth-10	12C	Face and neck products not spray	1%
PPG-20-Decyltetradeceth-10	12D	Body and hand products not spray	0.5-1%

PPG-20-Decyltetradeceth-10	13A	Suntan products not spray	0.5%
PPG-13-Decyltetradeceth-24	02A	Bath oils, tablets and salts	2%
PPG-13-Decyltetradeceth-24	03A	Eyebrow pencil	0.1%
PPG-13-Decyltetradeceth-24	03D	Eye lotion	0.3%
PPG-13-Decyltetradeceth-24	04B	Perfumes	2%
PPG-13-Decyltetradeceth-24	04E	Other fragrance preparation	2%
PPG-13-Decyltetradeceth-24	05A	Hair conditioners	0.3%
PPG-13-Decyltetradeceth-24	05B	Hair sprays pump spray	0.9%
PPG-13-Decyltetradeceth-24	05I	Other hair preparations (noncoloring)	0.5%
PPG-13-Decyltetradeceth-24	07B	Face powders	0.03%
PPG-13-Decyltetradeceth-24	07F	Makeup bases	0.1%
PPG-13-Decyltetradeceth-24	10B	Deodorants (underarm) not spray aerosol	0.057% 0.17%
PPG-13-Decyltetradeceth-24	11A	Aftershave lotions	0.3%
PPG-13-Decyltetradeceth-24	11E	Shaving cream (aerosol, brushless and lather)	0.5%
PPG-13-Decyltetradeceth-24	12A	Skin cleansing (cold creams, cleansing lotions, liquids and pads)	1%
PPG-13-Decyltetradeceth-24	12C	Face and neck products not spray spray	1% 0.32%
PPG-13-Decyltetradeceth-24	12D	Body and hand products not spray	0.7%

		spray	0.075%
PPG-13-Decyltetradeceth-24	12H	Paste masks and mud packs	0.5%
PPG-13-Decyltetradeceth-24	13A	Suntan products not spray	0.6%
PPG-6-Decyltetradeceth-30	12A	Skin cleansing (cold creams, cleansing lotions, liquids and pads)	0.5%
PPG-6-Decyltetradeceth-30	12C	Face and neck products not spray	0.25-1%
PPG-6-Decyltetradeceth-30	12H	Paste masks and mud packs	0.3%
PPG-6-Decyltetradeceth-30	13B	Indoor tanning preparations	2%
PPG-2-Deceth-12	03F	Mascara	0.24%
PPG-2-Deceth-12	05G	Tonics, dressings and other hair grooming aids	3%
PPG-2-Deceth-3	03F	Mascara	0.4%
PPG-8-Ceteth-20	02B	Bubble baths	0.075%
PPG-8-Ceteth-20	03A	Eyebrow pencil	0.3%
PPG-8-Ceteth-20	03B	Eyeliner	0.3%
PPG-8-Ceteth-20	05A	Hair conditioners	0.072%
PPG-8-Ceteth-20	05G	Tonics, dressings and other hair grooming aids	0.1-1%
PPG-8-Ceteth-20	06B	Hair tints	0.05%
PPG-8-Ceteth-20	07B	Face powders	1.1%
PPG-8-Ceteth-20	07F	Makeup bases	0.73%
PPG-8-Ceteth-20	10E	Other personal cleanliness products	0.075-2%
PPG-8-Ceteth-20	12A	Skin cleansing (cold creams, cleansing lotions, liquids and pads)	1%
PPG-8-Ceteth-20	12C	Face and neck products not spray spray	1% 0.19%
PPG-8-Ceteth-20	12D	Body and hand products	

		not spray	0.94-1%
PPG-8-Ceteth-20	12F	Moisturizing products not spray	1%
PPG-8-Ceteth-20	13A	Suntan products not spray	0.5%
PPG-8-Ceteth-20	13B	Indoor tanning preparations	0.7%
PPG-8-Ceteth-10	05A	Hair conditioners	0.036%
PPG-8-Ceteth-1	12C	Face and neck products not spray	0.01%
PPG-5-Ceteth-20	02B	Bubble baths	1.5%
PPG-5-Ceteth-20	02D	Other bath preparations	1.5%
PPG-5-Ceteth-20	03B	Eye liner	0.81%
PPG-5-Ceteth-20	03G	Other eye makeup preparations	0.05%
PPG-5-Ceteth-20	04E	Other fragrance preparations	4-10%
PPG-5-Ceteth-20	05A	Hair conditioners	1.2-4%
PPG-5-Ceteth-20	05B	Hair sprays aerosol pump spray	0.14% 0.5%
PPG-5-Ceteth-20	05F	Shampoos (noncoloring)	1%
PPG-5-Ceteth-20	05G	Tonics, dressings and other hair grooming aids spray	0.2-10% 0.2-2%
PPG-5-Ceteth-20	05I	Other hair preparations (noncoloring)	1.25-1.5%
PPG-5-Ceteth-20	06D	Hair shampoos coloring	3.1%
PPG-5-Ceteth-20	06G	Hair bleaches	2%
PPG-5-Ceteth-20	06H	Other hair coloring preparation	2%
PPG-5-Ceteth-20	07C	Foundations	0.1%
PPG-5-Ceteth-20	07F	Makeup bases	2%
PPG-5-Ceteth-20	07H	Makeup fixatives	0.5%
PPG-5-Ceteth-20	08B	Cuticle softeners	0.1%
PPG-5-Ceteth-20	08C	Nail creams and lotions	1.5%

PPG-5-Ceteth-20	10A	Bath soaps and detergents	1.6-9%
PPG-5-Ceteth-20	10B	Deodorants (underarm) not spray	3-5%
PPG-5-Ceteth-20	10D	Feminine hygiene deodorants	1.5%
PPG-5-Ceteth-20	12A	Skin cleansing (cold creams, cleansing lotions, liquids and pads)	0.5-1.5%
PPG-5-Ceteth-20	12C	Face and neck products not spray	0.3-0.75%
PPG-5-Ceteth-20	12D	Body and hand products not spray	3.5-5%
PPG-5-Ceteth-20	12F	Moisturizing products not spray	4%
PPG-5-Ceteth-20	12H	Paste masks and mud packs	0.95%
PPG-5-Ceteth-20	12I	Skin fresheners	1.5%
PPG-5-Ceteth-20	12J	Other skin care preparations spray	2.2%
PEG/PPG-36/41 Dimethyl Ether	03A	Eye brow pencil	1%
PEG/PPG-36/41 Dimethyl Ether	03B	Eye liner	0.1%
PEG/PPG-36/41 Dimethyl Ether	03C	Eye shadow	0.17%
PEG/PPG-36/41 Dimethyl Ether	03E	Eye makeup remover	1%
PEG/PPG-36/41 Dimethyl Ether	03F	Mascara	0.1%
PEG/PPG-36/41 Dimethyl Ether	05G	Tonics, dressings and other hair grooming aids	1%
PEG/PPG-36/41 Dimethyl Ether	07A	Blushers (all types)	0.1%
PEG/PPG-36/41 Dimethyl Ether	07B	Face powders	0.1%
PEG/PPG-36/41 Dimethyl Ether	07C	Foundations	0.1%

PEG/PPG-36/41 Dimethyl Ether	07E	Lipstick	5%
PEG/PPG-36/41 Dimethyl Ether	07F	Makeup bases	0.1%
PEG/PPG-36/41 Dimethyl Ether	12A	Skin cleansing (cold creams, cleansing lotions, liquids and pads)	0.1%
PEG/PPG-36/41 Dimethyl Ether	12C	Face and neck products not spray	1%
PEG/PPG-50/40 Dimethyl Ether	03E	Eye makeup remover	0.4%
PEG/PPG-50/40 Dimethyl Ether	11E	Shaving cream (aerosol, brushless and lather)	0.4%
PEG/PPG-50/40 Dimethyl Ether	12A	Skin cleansing (cold creams, cleansing lotions, liquids and pads)	2%
PEG/PPG-50/40 Dimethyl Ether	12C	Face and neck products not spray	0.05%
PEG/PPG-55/28 Dimethyl Ether	05A	Hair conditioners	0.05%
PEG/PPG-55/28 Dimethyl Ether	05E	Rinses (noncoloring)	0.05%
PEG/PPG-55/28 Dimethyl Ether	05F	Shampoos (noncoloring)	5%
PEG/PPG-55/28 Dimethyl Ether	05G	Tonics, dressings and other hair grooming aids	0.5%
PEG/PPG-55/28 Dimethyl Ether	05I	Other hair preparations (noncoloring)	5%
PEG/PPG-55/28 Dimethyl Ether	12C	Face and neck products not spray	3%
PEG/PPG-55/28 Dimethyl Ether	12F	Moisturizing products not spray	0.5

*Ingredients included in the title of the table but not found in the table were included in the concentration of use survey, but no uses were reported.

†Product category codes used by FDA

Information collected in 2013
Table prepared March 20, 2013

Memorandum

TO: F. Alan Andersen, Ph.D.
Director - COSMETIC INGREDIENT REVIEW (CIR)

FROM: Halyna Breslawec, Ph.D.
Industry Liaison to the CIR Expert Panel 

DATE: January 31, 2013

SUBJECT: Propylene Glycol Isodeceth-4 and PPG-1-Isodeceth-4

Propylene Glycol Isodeceth-4 and PPG-1 Isodeceth-4 are two INCI names for the same material.

Joanne Nikitakis, the Council staff member responsible for the INCI Committee indicates that “there has been a discrepancy over the years on naming materials as “Propylene Glycol”, “PG”, or “PPG-1”. The INC intends to clarify the practice in the conventions. Propylene glycol is typically used in naming derivatives when the starting material is actually propylene glycol, e.g., esters of propylene glycol and fatty acids. Whereas PG or PPG is used when the starting material is glycidol.”

Memorandum

TO: F. Alan Andersen, Ph.D.
Director - COSMETIC INGREDIENT REVIEW (CIR)

FROM: Halyna Breslawec, Ph.D.
Industry Liaison to the CIR Expert Panel



DATE: May 2, 2013

SUBJECT: Concentration of Use by FDA Product Category: PEG/PPG-14/2 Propylheptyl Ether

PEG/PPG-14/2 Propylheptyl Ether was included in the March 2013 concentration of use survey. No uses of this ingredient were reported.



Memorandum

TO: F. Alan Andersen, Ph.D.
Director - COSMETIC INGREDIENT REVIEW (CIR)

FROM: Halyna Breslawec, Ph.D.
Industry Liaison to the CIR Expert Panel 

DATE: February 11, 2013

SUBJECT: Safety Studies on PPG-5-Ceteth-20 (tested undiluted in all three studies)

Thomas J. Stephens & Associates, Inc. 1994. Mattek C® skin model (EPI-100) PPG-5-Ceteth-20.

Bio-Toxicology Laboratories, Inc. 1973. Repeated insult patch test of PPG-5-Ceteth-20.

Leverco Laboratories. 1973. PPG-5-Ceteth-20: Acute dermal irritation study in rabbits.

**MATTEK CORPORATION
EPIDERM® SKIN MODEL (EPI-100)**

Attn:

**Thomas J. Stephens & Associates, Inc.
Study Number 94-0064(MTT)**

THOMAS J. STEPHENS & ASSOCIATES, INC.

NOTICE

Thomas J. Stephens & Associates, Inc. submits this report with the understanding that no portion of it will be used for advertising or promotional purposes without the express permission and written consent of Thomas J. Stephens & Associates, Inc. regarding the proposed use. When such permission is obtained, Thomas J. Stephens & Associates, Inc. will assist in the preparation of reports acceptable to the Sponsor.

DISCLAIMER

Thomas J. Stephens & Associates, Inc. submits this report with the understanding that the data contained herein may be used as an important component of the Sponsor's Product Safety assessment strategy. However, the data contained herein may not provide sufficient evidence by itself of the toxicity potential (or lack thereof) of a product or raw material. These data should be evaluated along with other sources of information about the test material including, but not limited to, physicochemical data and clinical safety studies. Accordingly, the final assessment of any test material's safety and/or hazard potential is the sole responsibility of the Sponsor.

Thomas J. Stephens & Associates, Inc.
Ref: 94-0084(MTT)

REPORT APPROVAL

Report approved by:

THOMAS J. STEPHENS & ASSOCIATES, INC.

Steve R. Rachul 9/29/94
Steve R. Rachul, M.S.
Study Director

Ronald L. Rizer 9/30/94
Ronald L. Rizer, Ph.D.
Vice President

Thomas J. Stephens & Associates, Inc.
Ref: 94-0064(MTT)

INTRODUCTION

The tissue system used in this assay was the EPI-100 system manufactured by the MatTek Corporation. The EPI-100 assay is an *in vitro* method developed by the MatTek Corporation to assess the irritation potential of a wide variety of test agents. The degree of skin irritation is based on the amount of cytotoxicity seen in tissues exposed to the test materials. This cytotoxicity measurement is accomplished through the use of 3-(4,5-dimethylthiazol-2-4)-2,5-diphenyltetrazolium bromide (MTT) dye. The time required for a test agent to reduce tissue viability by 50%, the ET_{50} , is the end point established in this assay.

MTT, the indicator of cell viability used in this assay, is incorporated into living cells via the mitochondria. This results in the formation of insoluble blue formazin crystals which remain internal to the cells until extracted with 2-propanol. The intensity of the extracted blue color in the alcohol is directly proportional to the viability of the tissues (i.e. the darker the blue color, the more cells are viable). Cell viability is inversely proportional to test agent toxicity. The less toxic a test product, the more cells are viable.

OBJECTIVE

This study was conducted for Croda Inc. to determine the cytotoxicity of the sponsor's test materials using the MatTek EPI-100 system.

GENERAL INFORMATION

Study number: 94-0064(MTT)

Test/protocol number: MatTek Corporation Epiderm® Skin Model EPI-100/protocol #068

Study Director: Steve R. Rachui, M.S.

Testing facility: Thomas J. Stephens & Associates, Inc.
3310 Keller Springs Rd., Suite 130
Carrollton, TX 75006

Sponsor:

Sponsor's representative:

Source of tissue: MatTek Corporation
200 Homer Avenue
Ashland, MA 01721

Date study initiated: 8-10-94

Date study completed: 9-1-94

Thomas J. Stephens & Associates, Inc.
Ref: 94-0064(MTT)

TEST MATERIAL DESCRIPTION

Test material identification number (TMIN):
Sponsor test material identification:
Physical description:
Receipt weight:
H (neat):
Concentration tested:

Test material identification number (TMIN): 0796-94L
Sponsor test material identification: PPG-5 Ceteth 20
Physical description: Colorless, transparent liquid
Receipt weight: 215.2 g
H (neat): 7.01
Concentration tested: 100%

Test material identification number (TMIN):
Sponsor test material identification:
Physical description:
Receipt weight:
H:
Concentration tested:

Test material identification number (TMIN):
Sponsor test material identification:
Physical description:
Receipt weight:
H (neat):
Concentration tested:

Test material identification number (TMIN):
Sponsor test material identification:
Physical description:
Receipt weight:
H (neat):
Concentration tested:

Test material identification number (TMIN):
Sponsor test material identification:
Physical description:
Receipt weight:
H:
Concentration tested:

TEST MATERIAL CHARACTERIZATION AND STABILITY

The sponsor assumed responsibility for test material derivation, characterization, and stability testing.

TEST MATERIAL PREPARATION

Please see the attached protocol.

MTT COMPATIBILITY OF TEST MATERIALS

Materials are considered MTT compatible if the materials do not spontaneously convert MTT to formazin crystals as do mitochondria. This is tested by exposing the test materials to the same concentration of MTT that will be used during the assay. MTT incompatible materials spontaneously convert MTT and may give the appearance of increased cellular viability. This situation is accounted for by dosing incompatible test materials onto nylon meshes, rinsing in the same manner as the tissues, and exposing to MTT. Any MTT conversion on a blank nylon mesh after it has been rinsed is attributed to the conversion of MTT by the test material itself or the nylon mesh. This value, if higher than undosed blank meshes, will be subtracted from the MTT conversion values of tissues treated with the test material in question.

<u>Test Material Identification</u>	<u>MTT Compatible</u>	<u>MTT Incompatible</u>
-------------------------------------	-----------------------	-------------------------

	X	
--	---	--

0796-94L PPG-5 Ceteth	XX	
-----------------------	----	--

	X	
--	---	--

	X	
--	---	--

	X	
--	---	--

	X	
--	---	--

All of the sponsor's test materials were found to be MTT compatible. This means that these test agents did not convert MTT to blue formazin crystals.

PROTOCOL DEVIATIONS

Tissues were extracted overnight in 2-propanol. This is not significant.

PROTOCOL AMENDMENTS

There were no protocol amendments.

CALCULATIONS/DATA ANALYSIS

Please see the attached protocol. As a general guideline, the following groupings, Table 1, can be used to assign irritancy responses based on the ET₅₀. The ET₅₀ is predicted using linear regression.

TABLE 1
IRRITANCY CLASSIFICATION BASED ON ET₅₀ RESULTS

<u>ET₅₀ (hours)</u>	<u>Expected irritancy</u>	<u>Example</u>
<1	severe/corrosive	concentrated nitric acid
1-4	moderate	1% SDS
4-12	moderate to mild	1% Triton X-100
12-24	very mild	baby shampoo
>24	non-irritating	10% Tween 20

RESULTS

The results of the MatTek Corporation Epiderm® Skin Model EPI-100 Assay are listed in Tables 2 - 5 and in Figure 1.

TABLE 2
RESULTS OF MATTEK CORPORATION EPIDERM® SKIN MODEL EPI-100 ASSAY

Sponsor's test material identification	Stephens & Assoc.'s test material identification	Concentration (%)	Exposure time (hrs.)	Standard Deviation	MTT conv. (%)	Predicted ET ₅₀
	0795-94L	100%	1			>24 hours (non-irritating)
			4			
			24			
PPG-5-Ceteth-20	0796-94L	100%	1	0.187	80.5	9.78 hours, R-value 1.00 (moderate to mild)
			4	0.107	69.8	
			24	0.018	0.9	
	0797-94L	100%	1			> 24 hours (non-irritating)
			4			
			24			
	0798-94L	100%	1			> 24 hours (non-irritating)
			4			
			24			
	0799-94L	100%	1			> 24 hours (non-irritating)
			4			
			24			
	0800-94L	100%	1			> 24 hours (non-irritating)
			4			
			24			
Positive control	TX-100	1%	1	0.115	78.1	10.3 hours, R-value 1.00 (moderate to mild)
			4	0.167	70.7	
			24	0.002	7.5	

RESULTS (continued)

TABLE 2
RESULTS OF MATTEK CORPORATION EPIDERM® SKIN MODEL EPI-100 ASSAY

Sponsor's test material identification	Stephens & Assoc.'s test material identification	Concentration (%)	Exposure time (hrs.)	Standard Deviation	MTT conv. (%)	Predicted ET ₅₀
Negative control	Deionized water	100%	1	0.433	100.0	N/A
			4	0.045	100.0	
			24	0.022	100.0	

he sponsor's test materials and the controls are rank ordered, from least to greatest degree of toxicity, at each time point, below.

TABLE 3
RELATIVE TOXICITY AT 1 HOUR

Sponsor's test material identification	Stephens & Assoc.'s test material identification	MTT conv. (%)
Negative control	Deionized water	100.0
	0797-94L	
	PPG-5-Ceteth 20 0799-94L	81.1
	0796-94L	
Positive control	0798-94L	
	1% TX-100	78.1
	0795-94L	
	0800-94L	

TABLE 4
RELATIVE TOXICITY AT 4 HOURS

Sponsor's test material identification	Stephens & Assoc.'s test material identification	MTT conv. (%)
Negative control	Deionized water	100.0
	0797-94L	
	0795-94L	
	0800-94L	

RESULTS (continued)

TABLE 4 (continued)
RELATIVE TOXICITY AT 4 HOURS

<u>Sponsor's test material identification</u>	<u>Stephens & Assoc.'s test material identification</u>	<u>MTT conv. (%)</u>
Positive control	1% TX-100	70.7
PPG-5-Celatah 20	0796-94L	69.8
	0799-94L	
	0798-94L	

TABLE 5
RELATIVE TOXICITY AT 24 HOURS

<u>Sponsor's test material identification</u>	<u>Stephens & Assoc.'s test material identification</u>	<u>MTT conv. (%)</u>
	0798-94L	
Negative control	Deionized water	100.0
	0799-94L	
	0795-94L	
	0800-94L	
	0797-94L	
Positive control	1% TX-100	7.5
PPG-5-Celatah 20	0796-94L	0.9

CONCLUSION

Only one of the sponsor's test materials, PPG-5 Celatah 20 reached ET₅₀. This material is classified as a moderate to mild irritant. The remaining test materials were classified as non-irritants.

DATA RETENTION

Please see the attached protocol.

FINAL DISPOSITION OF TEST MATERIALS

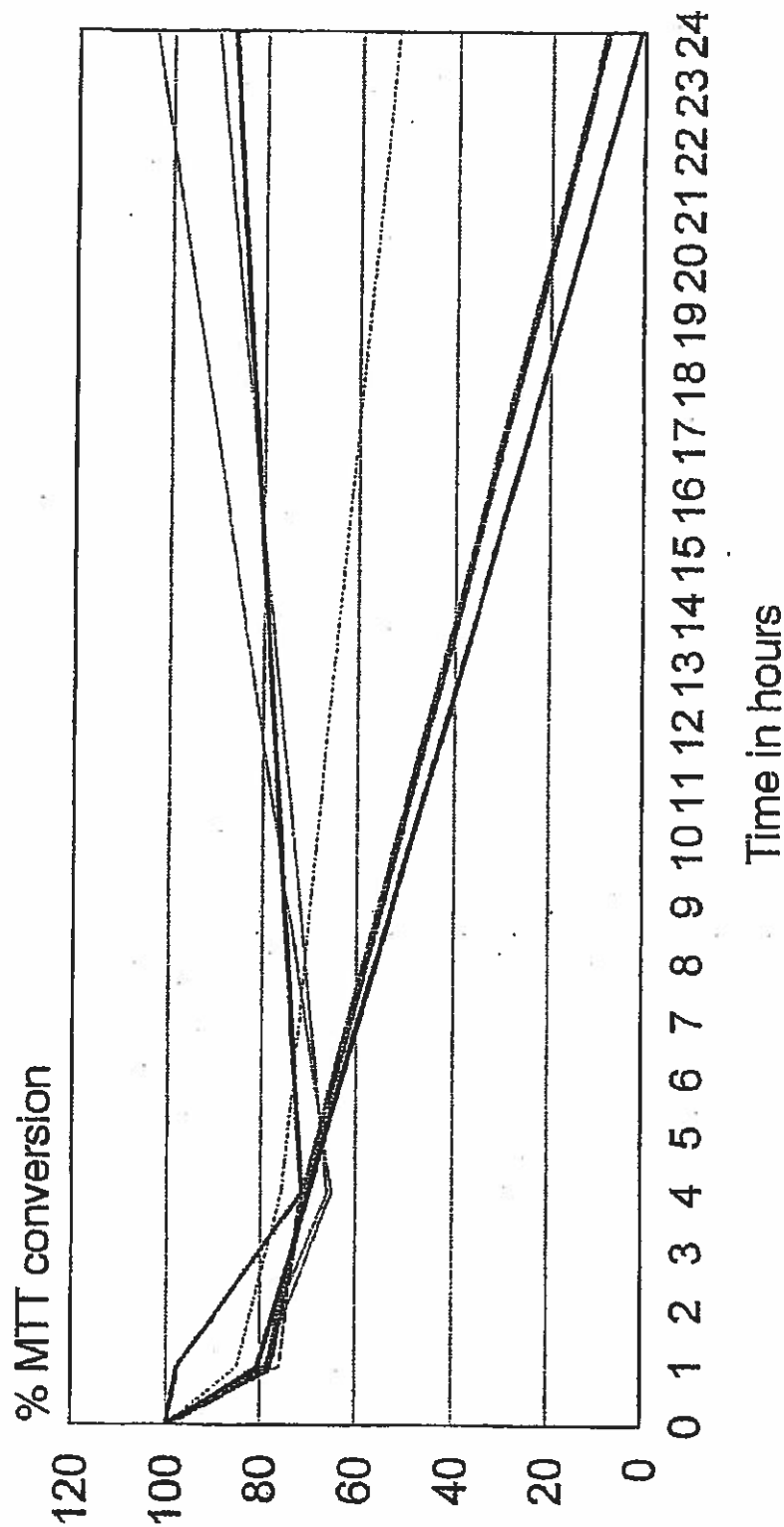
Please see the attached protocol.

GOOD LABORATORY PRACTICE

Please see the attached protocol.

Figure 1: 94-0064 (MTT)

EPI-100 viability over time



MatTek EPI-100 assay

Study #: Date:	94-0084 (MTT) 9/1/94	Sheet #: Initials:	1 of 1 MAD/SRR Raw O.D.					
TMIN	Sponsor ID	Time	Concentration	(minus blank mesh, if applicable)	Mean O.D.	% Viable Cells	Pred. ET50	Std. Deviation
0795-94L		1 hour	100%	1.489 1.308 1.403 1.100 0.959 0.943			24 hours	0.081
		4 hours						0.152
		24 hours						0.008
0796-94L	PPG-5 Cetatech 20	1 hour	100%	1.674 1.301 1.109 1.323 0.028 -0.008	1.488	80.471	9.78 hours (R-value 1.00)	0.187
		4 hours			1.216	69.785		0.107
		24 hours			0.010	0.918		0.018
0797-94L		1 hour	100%	1.620 1.519 1.388 1.243 0.298 0.841			>24 hours	0.051
		4 hours						0.072
		24 hours						0.273
0798-94L		1 hour	100%	1.625 1.302 1.225 1.041 1.191 1.067			1 hours	0.162
		4 hours						0.092
		24 hours						0.062
0799-94L		1 hour	100%	1.569 1.428 1.088 1.228 1.033 0.942			>24 hours	0.071
		4 hours						0.080
		24 hours						0.046
0800-94L		1 hour	100%	1.631 0.658 1.189 1.298 0.951 0.940			>24 hours	0.383
		4 hours						0.055
		24 hours						0.006
Neg. Control		1 hour	100%	1.416 2.281 1.787 1.698 1.111 1.068	1.849	100.000	> 24 hours	0.433
		4 hours			1.743	100.000		0.045
		24 hours			1.080	100.000		0.022
Pos. Control		1 hour	1%	1.558 1.328 1.399 1.064 0.080 0.083	1.443	78.083	10.33 hours (R-value 0.999)	0.115
		4 hours			1.232	70.674		0.167
		24 hours			0.082	7.480		0.002

Bio-Toxicology Laboratories, Inc.

Twin Oak Farm Division
Creek & Cox Roads, P. O. Box 267, Moorestown, N. J. 08057
Phone: (609) 665-1776 — 235-2908

September 12, 1973

51 Madison Avenue
New York, New York 10010

Copy

Following are the results of the experimental procedure conducted

MATERIAL:

RECEIVED:

August 6, 1973

EXPERIMENTAL PERIOD:

August 6 - September 12, 1973

EXPERIMENTAL PROCEDURE:

Repeated Insult Patch Test

The conclusions in this report are based upon the results of the study completed September 12, 1973.

This report is submitted for the exclusive use of Croda, Inc.

Very truly yours,

John Davis Paul
John Davis Paul
President

JDP/lsw



FDA Registration No. 24-20621

Toxicity and Applied Research Studies - Animal and Human

REPEATED INSULT PATCH TEST

FOR

**COMPILED BY:
Lois Green**

**REPORTED:
September 12, 1973**

REQUESTED BY:

REPEATED INSULT PATCH TEST PROCEDURE

A group of 30 female subjects and 20 male subjects, ranging from 15 years to 65 years was used to evaluate primary irritation, "fatiguing" and sensitization potentials for the following materials:

The test materials (0.5 ml. or 0.5 gm.) were applied directly to the skin with the aid of gauze patches, secured and made air-tight with "non-allergic" tape. The test site areas were the inner aspects of the arms or forearms and remained constant for the same individuals.

After the materials had been in contact with the skin for 48 hours, the patches were removed and reactions (if any) were scored numerically with respect to erythema & edema. Erythema was scored according to intensity and area involved. Edema was estimated by the elevation of the skin with respect to the contour of the unaffected normal skin.

The test subjects were given a day's rest and then given a second patch application for 24 hours. This procedure was repeated until a series of ten consecutive exposures had been made. After this series of ten applications, the subjects were given 10 to 14 days of rest, after which a challenge or retest dose was applied for a 48 hour period.

A comparison of the reactions observed during the ten sensitizing applications with the reaction following the retest application provided an estimation of the degree of sensitization (if any) obtained.

TYPES OF REACTIONS

1. PRIMARY IRRITATION: The skin may react on initial contact with a substance. This type of reaction is basically a local reaction and involves actual skin damage at the application site.

2. "FATIGUING": Repeated applications of some substances may elicit skin reactions after one or more repeated exposures. These reactions are not considered incidents of sensitization, since after 10 to 14 days of rest, the skin recovers its original resistance to injury from the substance. Materials producing this type of reaction are neither primary irritants or sensitizers, but are termed materials capable of producing "skin fatigue". "Fatiguing" is not a condition whereby the skin has lost its significant normal physiological function, rather it is a subtle change where the skin loses its original resistance to the repeated application of a material.

3. SENSITIZATION: The skin may react after a rest period from repeated exposures of a material. This type of reaction is termed sensitization and is a specific response of the entire body, since it is unnecessary for the material to contact the skin at the original application areas in order to cause this allergic response.

Primary Irritants are able to exceed the protective resistance threshold of the skin on one application. "Fatiguing" Irritants produce skin reactions by a summation of insults of a sub-threshold intensity. Sensitizing Irritants are detected only after the skin has previously been exposed to the same material.

METHOD OF POINT SCORING

FOR

EVALUATION OF SKIN REACTIONS

A. Erythema and Eschar Formation	
Very slight erythema (barely perceptible).....	1
Well defined erythema.....	2
Moderate to severe erythema.....	3
Severe erythema (beet redness) to slight eschar formation (injuries in depth).....	4
<hr/>	
Total possible erythema score.....	4
<hr/>	
B. Edema Formation	
Very slight edema (barely perceptible).....	1
Slight edema (edges of area well defined by definite raising).....	2
Moderate edema (area raised approximately 1 mm.).....	3
Severe edema (raised more than 1 mm. and extending beyond area of exposure).....	4
<hr/>	
Total possible edema score.....	4
<hr/>	
Total possible score for primary irritation.....	8
or sensitization.....	8
<hr/>	

Primary Irritation Index

2 or less.....mild irritant
2 - 5.....moderate irritant
6 or above.....severe irritant

Sensitization

2 or less.....mild sensitizer
2 - 5.....moderate sensitizer
6 or above.....severe sensitizer

Key to Record Sheets

Total Points Scored

MAXIMUM POSSIBLE
(each material)

P.I. = Primary Irritation	8 (1 evaluation)
F. = "Fatiguing"	72 (9 evaluations)
S. = Sensitization	
O = Original Site	8 (1 evaluation)
V = Virgin Site	8 (1 evaluation)
	<hr/>
	96 (12 evaluations)

SUMMARY OF TOTAL POINTS SCORED

<u>MATERIAL</u>	<u>P.I.</u>	<u>F.</u>	<u>S.(O)</u>	<u>S.(V)</u>	<u>COMBINED TOTAL/MATERIAL</u>
	0	0	0	0	0
	0	0	0	0	0
	0	0	0	0	0
	0	0	0	0	0
	0	0	0	0	0
	0	0	0	0	0
	0	0	0	0	0
PPG-5 Ceteth-20	0	0	0	0	0
Tested undiluted	0	0	0	0	0
	0	0	0	0	0
(Control)	0	0	0	0	0

CONCLUSIONS

did not produce any primary irritation, "fatiguing" or sensitization reactions when tested under occlusive patches. These materials are considered to be non-primary irritants (score 0.0) and non-sensitizers (score 0.0).

Percentage variations may frequently occur from group to group at various geographical locations. Climate and temperature are additional factors occasionally causing percentage variations in repeated insult patch test results.

The foregoing conclusions apply to the particular samples and humans employed.

LEBBRO LABORATORIES

123 HAWTHORNE STREET - ELIZABETH PARK, N. J. 07204

DIAL 201 245 1922

June 15, 1973

SUBMITTED TO:

ASSAY NUMBER: 34301

DATE RECEIVED: June 7, 1973

TEST MATERIAL: 1 bottle PPG-5-Ceteth-20
tested undiluted

SUBJECT OF ASSAY:

To determine the degree of irritation the material may produce when applied to the clipped intact and abraded skin of rabbits.

METHOD OF ASSAY:

Three healthy, normal, albino rabbits were used for this experiment. On the day prior to the experiment 10% of the total body area of the rabbits was carefully clipped free of all hair. Small animal clippers were used since these left the skin undisturbed. On the posterior of the clipped area several minor abrasions were made so as to penetrate the stratum corneum but not disturb the derma. This is to prevent bleeding.

- * 0.5 ml. of the test material was patched over the scarified area and 0.5 ml. over the unscarified area. The 2 x 2 patch area was covered with Webril patches and the entire experimental area sealed with Blendorm Surgical Tape. The animals were immobilized in racks for a twenty-four hour period.

At the end of the twenty-four hour contact period and again forty-eight hours later the treated skin was evaluated according to the method of Draize, as described in "Appraisal of the Safety of Chemicals in Food, Drugs and Cosmetics", published by the Association of Food and Drug Officials of the United States.

- * The test material was warmed and sterilized before testing.

LEBERCO LABORATORIES

ASSAY NUMBER

34301


RESULTS:	<u>Erythema and Eschar Formation</u>	<u>Exposure Time-Hours</u>	<u>Averaged Exposure Value</u>
	Intact Skin	24	0
		72	0
	Abraded Skin	24	0
		72	0
	Subtotal		0
	<u>Edema Formation</u>		
	Intact Skin	24	0
		72	0
	Abraded Skin	24	0
		72	0
			0
			0
	Total		0

Primary Irritation = 0

SUMMARY:

The test material, as submitted, cannot be considered a primary irritant.

LEBERCO LABORATORIES



Irving Levenstein, Ph. D.
Director

H:dm

Memorandum

TO: F. Alan Andersen, Ph.D.
Director - COSMETIC INGREDIENT REVIEW (CIR)

FROM: Halyna Breslawec, Ph.D.
Industry Liaison to the CIR Expert Panel

DATE: March 20, 2013

SUBJECT: Comments on the Scientific Literature Review on the Alkyl PEG-PPG Ethers as Used in Cosmetics

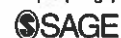
Please note that the Council has no suppliers listed for the following ingredients:

PEG-4-PPG-7C13/C15 Alcohol	PPG-4-Deceth-4
Propylene Glycol Isodeceth-12	PPG-2-Deceth-8
Propylene Glycol Isodeceth-4	PPG-6 C12-18 Pareth-11
Propylene Glycol Capreth-4	PPG-6 C12-15 Pareth-12
PPG-4 Trideceth-6	PPG-4 13-15 Pareth-15
PPG-38 Steareth-6	PPG-8-Ceteth-10
PPG-9-Steareth-3	PPG-8-Ceteth-5
PPG-3-PEG-6 Oleyl Ether	PPG-8-Ceteth-2
PPG-2-PEG-11 Hydrogenated Lauryl Alcohol Ether	PPG-4-Ceteth-5
PPG-3-Myreth-11	PPG-2-Ceteth-20
PPG-3-Myreth-3	PPG-2-Ceteth-10
PPG-6-Laureth-3	PPG-2-Ceteth-5
PPG-4 Laureth-7	PPG-2-Ceteth-1
PPG-3-Laureth-12	PPG-1-Ceteth-20
PPG-3-Laureth-9	PPG-1-Ceteth-10
PPG-3-Isosteareth-9	PPG-1-Ceteth-5
PPG-2-Isodeceth-12	PPG-1-Ceteth-1
PPG-2-Isodeceth-9	PPG-10-Ceteareth-20
PPG-2-Isodeceth-6	PPG-4-Ceteareth-12
PPG-2-Isodeceth-4	PPG-1-Deceth-6
PPG-14-Deceth-6	

p.3, 4 - As the flux values for tenoxicam with and without surfactant were not significantly different, it is not appropriate to state that PPG-4-Ceteth-20 “actually decreased” penetration. The average flux with the surfactant plus the standard deviation results in a value greater than the average flux without surfactant. Therefore, these values should not be considered different.

Safety Assessment of Alkyl PEG Ethers as Used in Cosmetics

International Journal of Toxicology
31(Supplement 2) 169S-244S
© The Author(s) 2012
Reprints and permission:
sagepub.com/journalsPermissions.nav
DOI: 10.1177/1091581812444141
<http://ijt.sagepub.com>



Monice M. Fiume¹, Bart Heldreth², Wilma F. Bergfeld³, Donald V. Belsito³,
Ronald A. Hill³, Curtis D. Klaassen³, Daniel Liebler³, James G. Marks, Jr³,
Ronald C. Shank³, Thomas J. Slaga³, Paul W. Snyder³, and F. Alan Andersen⁴

Abstract

The CIR Expert Panel assessed the safety of Alkyl PEG Ethers as used in cosmetics. These ingredients primarily function in cosmetics as surfactants, and some have additional functions as skin-conditioning agents, fragrance ingredients, and emulsion stabilizers. The Panel reviewed available relevant animal and clinical data, as well as information from previous CIR reports; when data were not available for individual ingredients, the Panel extrapolated from the existing data to support safety. The Panel concluded that the Alkyl PEG ethers are safe as used when formulated to be nonirritating, and the same applies to future alkyl PEG ether cosmetic ingredients that vary from those ingredients recited herein only by the number of ethylene glycol repeat units.

Keywords

alkyl peg ethers, safety, cosmetics

Introduction

This report assesses the safety of 369 alkyl PEG ethers as used in cosmetics. Most of the alkyl PEG ethers included in this review function in cosmetics as surfactants. The undeceths, laneths, and hydrogenated laneths also function as skin-conditioning agents, undecyleneth 6 as a cosmetic biocide, the oleths as fragrance ingredients, and the *sec*-pareths as emulsion stabilizers. Some do not function as surfactants. The PEG methyl ethers function as solvents and humectants, the PEG propylheptyl ethers as emulsion stabilizers, steareth 60 cetyl ether as a viscosity increasing agent, and PEG-4 ditallow ether as a skin-conditioning agent.

In 1983, the Cosmetic Ingredient Review (CIR) Expert Panel concluded that 2 alkyl PEG ethers, laureth 4 and laureth 23, were safe as cosmetic ingredients in the present practices of use and concentration.¹ In rereviewing that finding, a determination was made to include the broader group of alkyl PEG ethers.

The laureths are members of the alkyl PEG ethers family, which consists of compounds that are the reaction products of an alkyl alcohol, in this case lauryl alcohol, and one or more equivalents of ethylene oxide. While the naming conventions used in the *International Cosmetic Ingredient Dictionary and Handbook* for the alkyl alcohols of different chain lengths make them seem like very different entities, they are actually very similar—both in structure and in function. Therefore, the entire family of alkyl PEG ethers is included in this rereview, and the entire list is given in Table 1.

Some alkyl PEG ethers have been previously reviewed by the CIR. These ingredients were reviewed as a family based on the alkyl alcohol, for example, the ceteths. Those that have been previously reviewed are identified in Table 1.

In addition to the simple alkyl PEG ethers, this report also includes mixtures of simple alkyl PEG ethers, partially unsaturated alkyl PEG ethers, branched alkyl PEG ethers, sterol-containing PEG ethers, and dialkyl PEG ethers. These ingredients are also listed in Table 1.

Much of the determination of safety of the ingredients included in this new alkyl PEG ethers group is based on the use of the existing safety assessments of previously reviewed ingredients,^{1–6} as well as the assessments that exist for some of the base components of these ethers.^{7–16} The previously reviewed ingredients, and component ingredients used to evaluate safety, are listed in Table 2A. Summaries of information from the reports on previously reviewed ingredients and from component ingredients, as well as the conclusions and important discussion items, are summarized in Table 2B.

¹Senior Scientific Analyst/Writer

²Chemist, Cosmetic Ingredient Review, NW, Washington, DC, USA

³The 2011 Cosmetic Ingredient Review Expert Panel members

⁴CIR Director, Cosmetic Ingredient Review, NW, Washington, DC, USA

Corresponding Author:

F. Alan Andersen, Cosmetic Ingredient Review, 1101 17th Street, NW, Suite 412, Washington, DC 20036, USA

Email: cirinfo@cir-safety.org

Table 1. Alkyl PEG Ethers Group

Alkyl PEG ethers

Laureth 4 ^a (CAS Nos. 9002-92-0 ^a ; 68439-50-9; 5274-68-0)	Ceteth-13 (CAS No. 9004-95-9)	Steareth 21 (CAS No. 9005-00-9)
Laureth 23 ^a (CAS No. 9002-92-0)	Ceteth-14 ^a (CAS No. 9004-95-9)	Steareth 25 (CAS No. 9005-00-9)
Laureth 1 (CAS Nos. 9002-92-0; 4536-30-5)	Ceteth 15 ^a (CAS No. 9004-95-9)	Steareth 27 (CAS No. 9005-00-9)
Laureth 2 (CAS Nos. 9002-92-0; 3055-93-4)	Ceteth 16 ^a (CAS No. 9004-95-9)	Steareth 30 (CAS No. 9005-00-9)
Laureth 3 (CAS Nos. 9002-92-0; 3055-94-5)	Ceteth 17 (CAS No. 9004-95-9)	Steareth 40 (CAS No. 9005-00-9)
Laureth 5 (CAS Nos. 9002-92-0; 3055-95-6)	Ceteth 18 (CAS No. 9004-95-9)	Steareth 50 (CAS No. 9005-00-9)
Laureth 6 (CAS Nos. 9002-92-0; 3055-96-7)	Ceteth 20 ^a (CAS No. 9004-95-9)	Steareth 80 (CAS No. 9005-00-9)
Laureth 7 (CAS Nos. 9002-92-0; 3055-97-8)	Ceteth 23 (CAS No. 9004-95-9)	Steareth 100 (CAS No. 9005-00-9)
Laureth 8 (CAS Nos. 9002-92-0; 3055-98-8)	Ceteth 24 ^a (CAS No. 9004-95-9)	Steareth 200 (CAS No. 9005-00-9)
Laureth 9 (CAS Nos. 9002-92-0; 3055-99-0)	Ceteth 25 ^a (CAS No. 9004-95-9)	Trideceth 2 (CAS No. 24938-91-8)
Laureth 10 (CAS Nos. 9002-92-0; 68002-97-1; 6540-99-4)	Ceteth 30 ^a (CAS No. 9004-95-9)	Trideceth 3 (CAS No. 24938-91-8; 4403-12-7)
Laureth 11 (CAS Nos. 9002-92-0; 68002-97-1)	Ceteth 40 (CAS No. 9004-95-9)	Trideceth 4
Laureth 12 (CAS Nos. (CAS Nos. 9002-92-0; 68002-97-1)	Ceteth 45 ^a (CAS No. 9004-95-9)	Trideceth 5 (CAS No. 24938-91-8)
Laureth 13 (CAS Nos. 9002-92-0; 68002-97-1)	Ceteth 150 (CAS No. 9004-95-9)	Trideceth 6 (CAS No. 24938-91-8)
Laureth 14 (CAS Nos. 9002-92-0; 68002-97-1)	Deceth 3 (CAS No. 26138-52-8)	Trideceth 7 (CAS No. 24938-91-8)
Laureth 15 (CAS Nos. 9002-92-0; 68002-97-1)	Deceth 4 (CAS No. 26183-52-8; 5703-94-6)	Trideceth 8 (CAS No. 24938-91-8)
Laureth 16 (CAS Nos. 9002-92-0; 68002-97-1)	Deceth 5 (CAS No. 26183-52-8)	Trideceth 9 (CAS No. 24938-91-8; 69011-36-5)
Laureth 20 (CAS No. 9002-92-0)	Deceth 6 (CAS No. 26183-52-8)	Trideceth 10 (CAS No. 24938-91-8)
Laureth 21 (CAS No. 9002-92-0)	Deceth 7 (CAS No. 26183-52-8)	Trideceth 11 (CAS No. 24938-91-8)
Laureth 25 (CAS No. 9002-92-0)	Deceth 8 (CAS No. 26183-52-8)	Trideceth 12 (CAS No. 24938-91-8; 78330-21-9)
Laureth 30 (CAS No. 9002-92-0)	Deceth 9 (CAS No. 26183-52-8)	Trideceth 15 (CAS No. 24938-91-8)
Laureth 38 (CAS No. 9002-92-0)	Deceth 10 (CAS No. 26183-52-8)	Trideceth 18 (CAS No. 24938-91-8)
Laureth 40 (CAS No. 9002-92-0)	Myreth 2 (CAS No. 27306-79-2)	Trideceth 20 (CAS No. 24938-91-8)
Laureth 50 ^b	Myreth 3 (CAS No. 27306-79-2; 26826-30-2)	Trideceth 21 (CAS No. 24938-91-8)
Arachideth 20	Myreth 4 (CAS No. 27306-79-2; 39034-24-7)	Trideceth 50 (CAS No. 24938-91-8)
Beheneth 2	Myreth 5 (CAS No. 27306-79-2; 92669-010-7)	Undeceth 3 (CAS No. 34398-01-1)
Beheneth 5	Myreth 10 (CAS No. 27306-79-2)	Undeceth 5 (CAS No. 34398-01-1)
Beheneth 10	Noneth-8	Undeceth 7 (CAS No. 34398-01-1)
Beheneth 15	Steareth 1 (CAS No. 9005-00-9)	Undeceth 8 (CAS No. 34398-01-1)
Beheneth 20	Steareth 2 ^a (CAS No. 9005-00-9; 16057-43-5)	Undeceth 9 (CAS No. 34398-01-1)
Beheneth 25	Steareth 3 (CAS No. 9005-00-9; 4439-32-1)	Undeceth 11 (CAS No. 34398-01-1)
Beheneth 30	Steareth 4 ^a (CAS No. 9005-00-9; 59970-10-4)	Undeceth 40 (CAS No. 34398-01-1; 127036-24-2)
Capryleth 4	Steareth 5 (CAS No. 9005-00-9; 71093-13-5)	PEG-3 Methyl Ether (CAS No. 9004-74-4; 112-35-6)
Capryleth 5	Steareth 6 (CAS No. 9005-00-9; 2420-29-3)	PEG-4 Methyl Ether (CAS No. 9004-74-4)
Ceteth 1 ^a (CAS No. 9004-95-9; 2136-71-2)	Steareth 7 (CAS No. 9005-00-9; 66146-84-7)	PEG-6 Methyl Ether (CAS No. 9004-74-4)
Ceteth 2 ^a (CAS No. 9004-95-9; 5274-61-3)	Steareth 8 (CAS No. 9005-00-9)	PEG-7 Methyl Ether (CAS No. 9004-74-4)
Ceteth 3 ^a (CAS No. 9004-95-9; 4484-59-7)	Steareth 10 ^a (CAS No. 9005-00-9; 13149-86-5)	Methoxy PEG-7 (CAS No. 9004-74-4)
Ceteth 4 ^a (CAS No. 9004-95-9; 5274-63-5)	Steareth 11 ^a (CAS No. 9005-00-9)	Methoxy PEG-10 (CAS No. 9004-74-4)
Ceteth 5 ^a (CAS No. 9004-95-9; 4478-97-1)	Steareth 13 ^a (CAS No. 9005-00-9)	Methoxy PEG-16 (CAS No. 9004-74-4)
Ceteth 6 ^a (CAS No. 9004-95-9; 5168-91-2)	Steareth 14 (CAS No. 9005-00-9)	Methoxy PEG-25 (CAS No. 9004-74-4)
Ceteth 7 (CAS No. 9004-95-9)	Steareth 15 ^a (CAS No. 9005-00-9)	Methoxy PEG-40 (CAS No. 9004-74-4)
Ceteth 10 ^a (CAS No. 9004-95-9; 14529-40-9)	Steareth 16 (CAS No. 9005-00-9)	Methoxy PEG-100 (CAS No. 9004-74-4)
Ceteth 12 ^a (CAS No. 9004-95-9; 94159-75-8)	Steareth 20 ^a (CAS No. 9005-00-9)	

(continued)

Table 1. (continued)

Alkyl PEG ether mixtures

Cetareth-2 ^a (CAS No. 68439-49-6)	C9-11 Pareth-4 (CAS No. 68439-46-3)	C12-14 Pareth 12 (CAS No. 68439-50-9)
Cetareth-3 ^a (CAS No. 68439-49-6)	C9-11-Pareth-6 (CAS No. 68439-46-3)	C12-15 Pareth 2 (CAS No. 68131-39-5)
Cetareth-4 ^a (CAS No. 68439-49-6)	C9-11 Pareth-8 (CAS No. 68439-46-3)	C12-15 Pareth 3 (CAS No. 68131-39-5)
Cetareth-5 ^a (CAS No. 68439-49-6)	C9-15 Pareth-8 (CAS No. 157627-88-8)	C12-15 Pareth 4 (CAS No. 68131-39-5)
Cetareth-6 ^a (CAS No. 68439-49-6)	C10-16 Pareth-1 (CAS No. 68002-97-1)	C12-15 Pareth 5 (CAS No. 68131-39-5)
Cetareth-7 ^a (CAS No. 68439-49-6)	C10-16 Pareth-2 (CAS No. 68002-97-1)	C12-15 Pareth 7 (CAS No. 68131-39-5)
Cetareth-8 ^a (CAS No. 68439-49-6)	C11-13 Pareth-6 (CAS No. 308060-94-8)	C12-15 Pareth 9 (CAS No. 68131-39-5)
Cetareth-9 ^a (CAS No. 68439-49-6)	C11-13 Pareth-9 (CAS No. 308060-94-8)	C12-15 Pareth 10 (CAS No. 68131-39-5)
Cetareth-10 ^a (CAS No. 68439-49-6)	C11-13 Pareth-10 (CAS No. 308060-94-8)	C12-15 Pareth 11 (CAS No. 68131-39-5)
Cetareth-11 ^a (CAS No. 68439-49-6)	C11-15 Pareth-3 (CAS No. 68131-40-8)	C12-15 Pareth 12 (CAS No. 68131-39-5)
Cetareth-12 ^a (CAS No. 68439-49-6)	C11-15 Pareth-5 (CAS No. 68131-40-8)	C12-16 Pareth-5 (CAS No. 68551-12-2)
Cetareth-13 ^a (CAS No. 68439-49-6)	C11-15 Pareth-7 (CAS No. 68131-40-8)	C12-16 Pareth 7 (CAS No. 68551-12-2)
Cetareth-14 ^a (CAS No. 68439-49-6)	C11-15 Pareth-9 (CAS No. 68131-40-8)	C12-16 Pareth 9 (CAS No. 68551-12-2)
Cetareth-15 ^a (CAS No. 68439-49-6)	C11-15 Pareth-12 (CAS No. 68131-40-8)	C13-15 Pareth 21 (CAS No. 64425-86-1)
Cetareth-16 ^a (CAS No. 68439-49-6)	C11-15 Pareth-15 (CAS No. 68131-40-8)	C14-15 Pareth 4 (CAS No. 68951-67-7)
Cetareth-17 ^a (CAS No. 68439-49-6)	C11-15 Pareth-20 (CAS No. 68131-40-8)	C14-15 Pareth 7 (CAS No. 68951-67-7)
Cetareth-18 ^a (CAS No. 68439-49-6)	C11-15 Pareth-30 (CAS No. 68131-40-8)	C14-15 Pareth 8 (CAS No. 68951-67-7)
Cetareth-20 ^a (CAS No. 68439-49-6)	C11-15 Pareth-40 (CAS No. 68131-40-8)	C14-15 Pareth 11 (CAS No. 68951-67-7)
Cetareth-22 ^a (CAS No. 68439-49-6)	C11-21-Pareth-3 (CAS No. 246538-82-9)	C14-15 Pareth 12 (CAS No. 68951-67-7)
Cetareth 23 ^a (CAS No. 68439-49-6)	C11-21-Pareth 10 (CAS No. 246538-82-9)	C14-15 Pareth 13 (CAS No. 68951-67-7)
Cetareth 24 ^a (CAS No. 68439-49-6)	C12-13 Pareth 1 (CAS No. 66455-14-9)	C20-22 Pareth 30
Cetareth 25 ^a (CAS No. 68439-49-6)	C12-13 Pareth 2 (CAS No. 66455-14-9)	C20-40 Pareth 3 (CAS No. 246538-83-0)
Cetareth 27 ^a (CAS No. 68439-49-6)	C12-13 Pareth 3 (CAS No. 66455-14-9)	C20-40 Pareth 10 (CAS No. 246538-83-0)
Cetareth 28 ^a (CAS No. 68439-49-6)	C12-13 Pareth 4 (CAS No. 66455-14-9)	C20-40 Pareth 24 (CAS No. 246538-83-0)
Cetareth 29 ^a (CAS No. 68439-49-6)	C12-13 Pareth 5 (CAS No. 66455-14-9)	C20-40 Pareth 40 (CAS No. 246538-83-0)
Cetareth 30 ^a (CAS No. 68439-49-6)	C12-13 Pareth 6 (CAS No. 66455-14-9)	C20-40 Pareth 95 (CAS No. 246538-83-0)
Cetareth 33 ^a (CAS No. 68439-49-6)	C12-13 Pareth 7 (CAS No. 66455-14-9)	C22-24 Pareth 33 (CAS No. 246538-84-1)
Cetareth 34 ^a (CAS No. 68439-49-6)	C12-13 Pareth 9 (CAS No. 66455-14-9)	C30-50 Pareth 3 (CAS No. 246538-85-2)
Cetareth 40 ^a (CAS No. 68439-49-6)	C12-13 Pareth 10 (CAS No. 66455-14-9)	C30-50 Pareth 10 (CAS No. 246538-85-2)
Cetareth 50 ^a (CAS No. 68439-49-6)	C12-13 Pareth 15 (CAS No. 66455-14-9)	C30-50 Pareth 40 (CAS No. 246538-85-2)
Cetareth 55 ^a (CAS No. 68439-49-6)	C12-13 Pareth 23 (CAS No. 66455-14-9)	C40-60 Pareth 3 (CAS No. 246538-86-3)
Cetareth 60 ^a (CAS No. 68439-49-6)	C12-14 Pareth 3 (CAS No. 68439-50-9)	C40-60 Pareth 10 (CAS No. 246538-86-3)
Cetareth 80 ^a (CAS No. 68439-49-6)	C12-14 Pareth 5 (CAS No. 68439-50-9)	Hydrogenated Talloweth 12
Cetareth 100 ^a (CAS No. 68439-49-6)	C12-14 Pareth 7 (CAS No. 68439-50-9)	Hydrogenated Talloweth 25
C9-11 Pareth 3 (CAS No. 68439-46-3)	C12-14 Pareth 9 (CAS No. 68439-50-9)	

Partially unsaturated alkyl PEG ethers

Undecyleneth 6	Oleth 40 ^a (CAS No. 9004-98-2)	Cetoeth-30 (CAS No. 8065-81-4)
Oleth 2 ^a (CAS No. 9004-98-2; 5274-65-7; 95287-03-9)	Oleth 44 ^a (CAS No. 9004-98-2)	
Oleth 3 ^a (CAS No. 9004-98-2; 5274-66-8; 96459-08-4)	Oleth 45 (CAS No. 9004-98-2)	Coceth-3 (CAS No. 61791-13-7)
Oleth 4 ^a (CAS No. 9004-98-2; 5353-26-4; 103622-85-1)	Oleth 50 ^a (CAS No. 9004-98-2)	Coceth 5 (CAS No. 61791-13-7)
Oleth 5 ^a (CAS No. 9004-98-2; 5353-27-5)	Oleth 82 (CAS No. 9004-98-2)	Coceth 6 (CAS No. 61791-13-7)
Oleth 6 ^a (CAS No. 9004-98-2)	Oleth 100 (CAS No. 9004-98-2)	Coceth 7 (CAS No. 61791-13-7)
Oleth 7 ^a (CAS No. 9004-98-2)	Oleth 106 (CAS No. 9004-98-2)	Coceth 8 (CAS No. 61791-13-7)
Oleth 8 ^a (CAS No. 9004-98-2; 26996-03-2; 27040-03-5)	Cetoeth 2 (CAS No. 8065-81-4)	Coceth 10 (CAS No. 61791-13-7)
Oleth 9 ^a (CAS No. 9004-98-2)	Cetoeth 4 (CAS No. 8065-81-4)	Coceth 20 (CAS No. 61791-13-7)
Oleth 10 ^a (CAS No. 9004-98-2)	Cetoeth 5 (CAS No. 8065-81-4)	Coceth 25 (CAS No. 61791-13-7)
Oleth 11 ^a (CAS No. 9004-98-2)	Cetoeth 6 (CAS No. 8065-81-4)	Palmeth 2
Oleth 12 ^a (CAS No. 9004-98-2)	Cetoeth 10 (CAS No. 8065-81-4)	Talloweth 4 (CAS No. 61791-28-4)
Oleth 15 ^a (CAS No. 9004-98-2)	Cetoeth 11 (CAS No. 8065-81-4)	Talloweth 5 (CAS No. 61791-28-4)
Oleth 16 ^a (CAS No. 9004-98-2; 25190-05-0)	Cetoeth 15 (CAS No. 8065-81-4)	Talloweth 6 (CAS No. 61791-28-4)
Oleth 20 ^a (CAS No. 9004-98-2)	Cetoeth 18 (CAS No. 8065-81-4)	Talloweth 7 (CAS No. 61791-28-4)
Oleth 23 ^a (CAS No. 9004-98-2)	Cetoeth 20 (CAS No. 8065-81-4)	Talloweth 18 (CAS No. 61791-28-4)

(continued)

Table 1. (continued)

Partially unsaturated alkyl PEG ethers

Oleth 24 (CAS No. 9004-98-2)	Cetoeth 22 (CAS No. 8065-81-4)	PEG-15 Jojoba Alcohol
Oleth 25 ^a (CAS No. 9004-98-2)	Cetoeth 24 (CAS No. 8065-81-4)	PEG-26 Jojoba Alcohol
Oleth 30 ^a (CAS No. 9004-98-2)	Cetoeth 25 (CAS No. 8065-81-4)	PEG-40 Jojoba Alcohol
Oleth 35 (CAS No. 9004-98-2)		

Branched alkyl PEG ethers

Isodeceth 4	Isosteareth 8 (CAS No. 52292-17-8)	C12-14 Sec-Pareth 40 (CAS No. 84133-50-6)
Isodeceth 5	Isosteareth 10 (CAS No. 52292-17-8)	C12-14 Sec-Pareth 50 (CAS No. 84133-50-6)
Isodeceth 6	Isosteareth 12 (CAS No. 52292-17-8)	PEG-7 Propylheptyl Ether
Isolaureth 3 (CAS No. 39365-90-7)	Isosteareth 15 (CAS No. 52292-17-8)	PEG-8 Propylheptyl Ether
Isolaureth 6 (CAS No. 39365-90-7)	Isosteareth 16 (CAS No. 52292-17-8)	Hexyldeceth-2 (CAS No. 52609-19-5)
Isolaureth 10 (CAS No. 39365-90-7)	Isosteareth 20 (CAS No. 52292-17-8)	Hexyldeceth-20 (CAS No. 52609-19-5)
Isomyreth 3	Isosteareth 22 (CAS No. 52292-17-8)	Octyldodeceth 2 (CAS No. 32128-65-7)
Isomyreth 9	Isosteareth 25 (CAS No. 52292-17-8)	Octyldodeceth 5 (CAS No. 32128-65-7)
Isoceteth 5 (CAS No. 69364-63-2)	Isosteareth 50 (CAS No. 52292-17-8)	Octyldodeceth 10 (CAS No. 32128-65-7)
Isoceteth 7 (CAS No. 69364-63-2)	C11-15 Sec-Pareth 12 (CAS No. 68131-40-8)	Octyldodeceth 16 (CAS No. 32128-65-7)
Isoceteth 10 (CAS No. 69364-63-2)	C12-14 Sec-Pareth 3 (CAS No. 84133-50-6)	Octyldodeceth 20 (CAS No. 32128-65-7)
Isoceteth 12 (CAS No. 69364-63-2)	C12-14 Sec-Pareth 5 (CAS No. 84133-50-6)	Octyldodeceth 25 (CAS No. 32128-65-7)
Isoceteth 15 (CAS No. 69364-63-2)	C12-14 Sec-Pareth 7 (CAS No. 84133-50-6)	Octyldodeceth 30 (CAS No. 32128-65-7)
Isoceteth 20 (CAS No. 69364-63-2)	C12-14 Sec-Pareth 8 (CAS No. 84133-50-6)	Decyltetradeceth 5
Isoceteth 25 (CAS No. 69364-63-2)	C12-14 Sec-Pareth 9 (CAS No. 84133-50-6)	Decyltetradeceth 10
Isoceteth 30 (CAS No. 69364-63-2)	C12-14 Sec-Pareth 12 (CAS No. 84133-50-6)	Decyltetradeceth 15
Isosteareth 2 (CAS No. 52292-17-8)	C12-14 Sec-Pareth 15 (CAS No. 84133-50-6)	Decyltetradeceth 20
Isosteareth 3 (CAS No. 52292-17-8)	C12-14 Sec-Pareth 20 (CAS No. 84133-50-6)	Decyltetradeceth 25
Isosteareth 5 (CAS No. 52292-17-8)	C12-14 Sec-Pareth 30 (CAS No. 84133-50-6)	Decyltetradeceth 30

Sterol-containing PEG ethers

Laneth 5 ^a (CAS No. 61791-20-6)	Laneth 25 ^a (CAS No. 61791-20-6)	Hydrogenated Laneth 5
Laneth 10 (CAS No. 61791-20-6)	Laneth 40 (CAS No. 61791-20-6)	Hydrogenated Laneth 20
Laneth 15 (CAS No. 61791-20-6)	Laneth 50 (CAS No. 61791-20-6)	Hydrogenated Laneth 25
Laneth 16 ^a (CAS No. 61791-20-6)	Laneth 60 (CAS No. 61791-20-6)	
Laneth 20 (CAS No. 61791-20-6)	Laneth 75 (CAS No. 61791-20-6)	

Dialkyl PEG ethers

Hydrogenated Dimer Dilinoleth 20	Hydrogenated Dimer Dilinoleth-80	Steareth 60 Cetyl Ether (CAS No. 9005-00-9)
Hydrogenated Dimer Dilinoleth 30	PEG-4 Distearyl Ether	PEG-4 Ditallow Ether
Hydrogenated Dimer Dilinoleth 40	PEG-Cetyl Stearyl Diether	PEG-16 Cetyl/Oleyl/Stearyl/Lanolin Alcohol Ether
Hydrogenated Dimer Dilinoleth 60		

^a Ingredient has been reviewed previously.^b If a CAS No. is not given, there was none found.

Table 2A. Previously Reviewed and Component Ingredients

Ingredient	Conclusion	Reference
Previously Reviewed		
Ceteareth-2, -3, -4, -5, -6, -7, -8, -9, -10, -11, -12, -13, -14, -15, -16, -17, -18, -20, -22, -23, -24, -25, -27, -28, -29, -30, -33, -34, -40, -50, -55, -60, -80, -100	Safe as used	2

(continued)

Table 2A. (continued)

Ingredient	Conclusion	Reference
Ceteth-1, -2, -3, -4, -S, -6, -10, -12, -14, -1S, -16, -20, -24, -2S, -30, -4S	Safe as used	3
Laneth-5, -16, -2S	Safe for topical application	5
Laureth-4, -23	Safe as used	1
Oleth-2, -3, -4, -5, -6, -7, -8, -9, -10, -11, -12, -1S, -16, -20, -23, -2S, -30, -40, -44, -50	Safe as used	4
Steareth-2, -4, -6, -7, -10, -11, -13, -1S, -20	Safe as used	6
Components		
PEGs; Triethylene Glycol and Polyethylene Glycols (PEGs)-4, -6, -7, -8, -9, -10, -12, -14, -16, -18, -20, -32, -33, -40, -4S, -5S, -60, -7S, -80, -90, -100, -13S, -150, -180, -160M, -180M and any PEG ≥ 4	Safe as used	15
Behenyl Alcohol	Safe as used	12
Cetearyl Alcohol	Safe as used	12
Cetyl Alcohol	Safe as used	12
Cholesterol	Safe as used	11
Coconut Alcohol	Safe as used	14
Isostearyl Alcohol	Safe as used	12
Jojoba Alcohol	Safe as used	13
Lanolin Alcohol	Safe for topical application	9
Methyl Alcohol	Safe as used to denature alcohol	16
Myristyl Alcohol	Safe as used	12
Octyl Dodecanol	Safe as used	10
Oleyl Alcohol	Safe as used	10
Stearyl Alcohol	Safe as used	10
Special Report on Ethylene Glycol and its Ethers	It was found that metabolites of ethylene glycol monoalkyl ethers are repro and developmental toxins; in general, however, the metabolites of concern are not expected to be formed in cosmetic formulations that contain polymers of ethylene glycol. The toxicity of the metabolites is inversely proportional to the length of the alkyl chain; eg, 2-butoxyethanol is not a reproductive toxicant	7

Table 2B. Summaries of Information Provided in Previous Reports

Ingredient	Parameter Evaluated	Outcome	Reference
Previously Reviewed Ingredients			
Cetareths	Method of manufacture	Surfactants prepared by ethoxylation of fatty alcohol mixtures with ethylene oxide	2
	Animal toxicology	No data	
	Dermal irritation/sensitization	Formulation containing 10% cetareth-15 was minimally irritating to rabbit skin	
	Ocular irritation	Cetareth 1S: 10%, not irritating	
	Repro/developmental toxicity	Considered unlikely to cause reproductive or teratogenic effects, based on chemical and structural characteristics	
	Genotoxicity	No data	
	carcinogenicity	No data	
	Clinical assessment of safety	Cetareth 1S: formulations w/1.3S%-1S%, essentially nonirritating to irritating Cetareth 1S: formulation w/1.25%, not a sensitizer	
	Important discussion items	Cetareths, particularly cetereth 20, enhance drug absorption; care should be taken when creating formulations, especially those for use on infant skin; cetareth preparations should not contain 1,4-dioxane or ethylene oxide, which are possible oxidation products; in that cetareths are PEG compounds, stated that cetareths should not be used on damaged skin – no longer applicable due to new PEGs conclusion	

(continued)

Table 2B. (continued)

Ingredient	Parameter Evaluated	Outcome	Reference
Ceteths	Conclusion	safe as used	3
	Method of manufacture	By the ethoxylation of cetyl alcohol with the ingredient's corresponding number of moles of ethylene oxide	
	Impurities	Peroxides were found in ceteth-20; peroxide formation rate, when expressed in terms of peroxide number, was inversely proportional to the concentration of ceteth-20; in terms of absolute concentration of peroxides, peroxide content was proportional to PEG concentration	
	Animal toxicology	Oral LD ₅₀ (rats): ceteth-2, >25 g/kg; ceteth-10, 2.5-3.5 g/kg; ceteth-20, 3.59 g/kg 4-Wk dermal: ceteth-2 (2.5%, rabbits; 3%, rats): no systemic toxicity, moderate erythema in rabbits	
	Dermal irritation/sensitization	Ceteth 2: 1 and 5%, erythema and edema, ≥10%, thickening of the skin; formulation w/2.5%, minimal irritation; ceteth-10: 1 and 5%, erythema and edema, ≥10%, thickening of the skin	
	Ocular irritation	Ceteth 2, formulation w/2.5%, not irritating	
	Repro/developmental toxicity	Considered unlikely to cause reproductive or teratogenic effects, based on chemical and structural characteristics	
	Genotoxicity	Ceteth 20: enhanced transposition of Tn9 in <i>E. coli</i>	
	Carcinogenicity	No data	
	Clinical assessment of safety	No data	
	Important discussion items	Should not contain 1,4-dioxane or ethylene oxide, which are possible oxidation products; addressed use in inhalation products	
Laneths	Conclusion	Safe as used	5
	Method of manufacture	Lanolin alcohol can be reacted with an appropriate molar concentration of ethylene oxide in an exothermic, addition reaction to generate the desired laneth; the lanolin alcohols are melted and then agitated in the presence of ethylene oxide gas at 130-180°C; sodium methoxide may be used as a catalyst in this process; the product is refined by bleaching with hydrogen peroxide followed by vacuum stripping and filtration	
	Animal toxicology	oral LD ₅₀ (rats): laneth-5, ≥25 mL/kg; laneth-16, 9.33-12.2 mL/kg, 2.15 g/kg; laneth-25, >3 g/kg	
	Dermal irritation/sensitization	Primary irritation index (PII) (max=8; rabbits):laneth-5, 0.5 (10%), 0.8-1.3 (100%); laneth-16, 1.0 (10%), 1-2.43 (100%); laneth-25, 0.04 (10%), 3.83 (100%)	
	Ocular irritation	Laneth 5: 10%, nonirritating; 100%, non- to minimally irritating; laneth-16: 100%, non- to minimally irritating; formulations w/35%, practically non- to minimally irritating; laneth-25: 100%, minimally irritating	
	Repro/developmental toxicity	No data	
	Genotoxicity	No data	
	Carcinogenicity	No data	
	Clinical assessment of safety	Laneth 5; 50%, not an irritant, mild fatiguing agent; laneth-16, 50%, not an irritant, fatiguing agent; laneth-25, 50%, not an irritant Laneth 5; 50%, not a sensitizer; laneth-16, 50%, not a sensitizer; laneth-25, 50%, not a sensitizer	
	Important discussion items	Discussion not included in report	
Laureths	Conclusion	Safe for topical application	1
	Chemicals that may be present	Special grades of laureth-4 may have butylated hydroxyanisole (BHA) (0.05%) and citric acid (0.01%) added; laureth-23 may have BHA (0.01%) or citric acid (0.005%) added; lauryl alcohol is a mixture of fatty alcohols containing 55%-64% dodecanol and 21%-28% tetradecanol with up to 13% hexadecanol, 5% decanol, 5% octadecanol, and 0.4% octanol; the laureths may contain unreacted ethylene oxide that is not completely purged from the system; a reaction product of ethoxylation, 1,4-dioxane, may also be present in trace amounts	
	ADME	In general, alkyl PEG ethers are readily absorbed through the skin of guinea pigs and rats and through the intestinal mucosa of rats; they are quickly eliminated from the body through the urine, feces, and expired air	

(continued)

Table 2B. (continued)

Ingredient	Parameter Evaluated	Outcome	Reference
Oleths	Animal toxicology	Acute oral: undiluted laureth-4, practically nontoxic (rats and mice); LD ₅₀ : laureth-23, 7.8-9.4 g/kg (rats) and 3.5-4 g/kg (mice); acute dermal LD ₅₀ : >no mortality w/formulations containing ≤17% laureth-4	4
	Dermal irritation/sensitization	Laureth 4: 100% or formulation w/1.8%, not a primary skin irritant (rabbits)	
	Ocular irritation	Laureth 4: 100%, moderately irritating; 10 and 20%, minimally (unrinsed) to nonirritating (rinsed); formulation w/17%, irritation scores of 33/110 at 1 h and 5/110 at 24 h; laureth-23: 100%, slight conjunctival effect; formulation w/4%, mild transient conjunctivitis and iritis	
	Repro/developmental toxicity	Laureth 4: 6% in 52% ethanol and water, not teratogenic or embryotoxic (rats or rabbits), not a reproductive or fetal toxicant (rats)	
	Genotoxicity	No data	
	Carcinogenicity	No data	
	Clinical assessment of safety	Laureth 4: 100%, not an irritant; laureth-23: 100%, not an irritant Laureth 4: 100%, not a sensitizer; laureth-23, 25%, not a sensitizer Laureth 4: 6% in 52% ethanol, or formulation w/1.8%, not phototoxic; laureth-23: 25% or formulations w/0.899%, not phototoxic	
	Important discussion items	No relevant items identified	
	Conclusion	Safe as used	
	Method of manufacture	Manufactured by the ethoxylation of oleyl alcohol with the ingredient's corresponding number of moles of ethylene oxide	
	Animal toxicology	Oral LD ₅₀ : oleth-10, >5 g/kg (rats) 90-Day feeding study: oleth-20 (rats), no systemic toxicology; oleth-20 (dogs), hepatic lesion suggestive of a toxic etiology, 1 dog fed 0.64%	
	Dermal irritation/sensitization	Oleth 10: 100%, occlusive, minimally irritating; oleth-20: 10%, closed patch, primary dermal irritant; 50%, open patch, minimally irritating	
	Ocular irritation	Oleth 10: 100%, moderate irritant; oleth-20: 70% active, moderate irritant; 50%: moderate irritant	
	Repro/developmental toxicity	Considered unlikely to cause reproductive or teratogenic effects, based on chemical and structural characteristics	
Steareths	Genotoxicity	No data	6
	Carcinogenicity	No data	
	Clinical assessment of safety	Oleth 10: 21 day cumulative irritation study, formulation w/3%, cumulative irritant in 3/8 participants	
	important discussion items	Oleths may increase permeability of the stratum corneum as demonstrated <i>in vitro</i> ; should not contain 1,4-dioxane or ethylene oxide, which are possible oxidation products; addressed use in inhalation products	
	Conclusion	Safe as used	
	Method of manufacture	Are prepared by reacting ethylene oxide with stearyl alcohol	
	Animal toxicology	Oral LD ₅₀ (rats): steareth-2, 16 g/kg (unspecified concentration), ≥21 g/kg (25% in corn oil or 40% in water); formulations with ≤2.75% steareth-2, >5 g/kg; steareth-10, 2.9 g/kg (unspecified concentration); steareth-20, ~1.9 g/kg (unspecified concentration), ~2.1 g/kg (25% in corn oil or distilled water); formulation containing 1.5% steareth-20, >10 mL/kg 3 Months dermal: formulation containing 4% steareth-20 (rabbits), no systemic toxicity, some dermal irritation	
	Dermal irritation/sensitization	Steareth 2, ≤60% and in formulation w/≤2.75%, mildly irritating at most; steareth-10, 60%, mild irritant; steareth-20, 60%, mild irritant, in formulations w/≤5%, moderate irritant at most	
	Ocular irritation	steareth-20: unspecified concentration, moderate irritant; 60%, minimal irritant	
	Repro/developmental toxicity	No data	
	Genotoxicity	No data	
	Carcinogenicity	A structurally undefined polyoxyethylene alkyl ether was neither a carcinogen nor a tumor promoter in a mouse skin painting study	

(continued)

Table 2B. (continued)

Ingredient	Parameter Evaluated	Outcome	Reference
Components PEGs	Clinical assessment of safety	Steareth 2: 60%, not a primary irritant, formulation w/0.6%, mild irritant; steareth-10 and steareth 20, 60%, not a primary irritant Steareth-2 and steareth-20: not primary sensitizers Formulation w/2.7% steareth-2 and 2.25% steareth-20, not phototoxic; formulation containing 4% steareth 20, not phototoxic	15
	Important discussion items	No relevant items identified	
	Conclusion	safe as used	
	ADME	In metabolism studies with rats, rabbits, dogs, and humans, the lower molecular weight PEGs were absorbed by the digestive tract and excreted in the urine and feces; the higher molecular weight PEGs were absorbed more slowly or not at all; eg PEG-8 is rapidly absorbed by the gastrointestinal (GI) tracts of several mammalian species and excreted primarily in the urine with less excretion in the feces, and PEG-150 in water was not absorbed from the GI tract of humans	
	Animal toxicology	oral LD ₅₀ : 15-22 g/kg (rodents), higher mol wts less toxic than lower mol wts, i.v. LD ₅₀ : 7.3-9.5 g/kg (rodents) 13-wk oral: PEG-8, ≤ 5.6 g/kg/day, no systemic toxicity (rats) inhalation: PEG-75, ≤ 1003 mg/m ³ , little or no toxicity (rats)	
	Dermal irritation/sensitization	PEGs: not irritating to rabbits or guinea pigs PEG-75: not a sensitizer	
	Ocular irritation	Mild, transient irritation	
	Repro/developmental toxicity	No biologically significant embryotoxicity or teratogenicity	
	Genotoxicity	Negative: Ames assay, CHO cell mutation assay, <i>in vivo</i> bone marrow assay, dominant lethal assay, mouse forward mutation assay, SCE assay	
	Carcinogenicity	PEG-8: when used as a solvent control, not carcinogenic w/oral, i.p., or s.c. admin	
	Clinical assessment of safety	PEG-6, PEG-8: mild case of immediate hypersensitivity; PEG-8: not a sensitizer Use of antimicrobial creams w/PEG vehicle have been associated w/renal toxicity when applied to burned skin; margin of safety (MOS) ranged from 113 to >2600	
	Important discussion items	Discussed the use of PEGs with damaged or burned skin (this is no longer an issue); should not contain 1,4-dioxane or ethylene oxide, which are possible oxidation products; aerosol boiler plate	
	Conclusion	Triethylene Glycol and Polyethylene Glycols (PEGs)-4, -6, -7, -8, -9, -10, -12, -14, -16, -18, -20, -32, -33, -40, -45, -55, -60, -75, -80, -90, -100, -135, -150, -180, -160 M and -180 M and any PEG ≥ 4 are safe in the present practices of use and concentration	
Behenyl Alcohol	Animal toxicology	No data	12
	Dermal irritation/sensitization	No data	
	Ocular irritation	1%, transient conjunctival irritation	
	Repro/developmental toxicity	No data	
	Genotoxicity	No data	
	Carcinogenicity	No data	
	Clinical assessment of safety	No data	
	Important discussion items	No relevant items identified	
Cetearyl Alcohol	Conclusion	Safe as used	12
	Animal toxicology	No data	
	Dermal irritation/sensitization	Formulation w/3%, mildly irritating (rabbits)	
	Ocular irritation	Formulation w/3%, not irritating	
	Repro/developmental toxicity	No data	
	Genotoxicity	No data	
	Carcinogenicity	No data	
	Clinical assessment of safety	Formulation w/3%; not a sensitizer	
	Important discussion items	No relevant items identified	
	Conclusion	Safe as used	

(continued)

Table 2B. (continued)

Ingredient	Parameter Evaluated	Outcome	Reference
Cetyl Alcohol	ADME	In general, long-chain aliphatic alcohols, such as cetyl alcohol, are oxidized to their corresponding fatty acids in mammalian tissues; in rats administered radioactive cetyl alcohol by either stomach tube or thoracic duct fistulas, most of the radioactivity was found in the thoracic duct lymph, indicating good absorption; some of the cetyl alcohol was eliminated unchanged in waste products, but most of the cetyl alcohol was oxidized to palmitic acid and incorporated into triglycerides and phospholipids	12
	Animal toxicology	Oral LD ₅₀ (rats): >8.2 g/kg; formulations w/≤4%, no toxic effects; dermal LD ₅₀ : >2.6 g/kg; formulation w/5%, 2 g/kg; Inhalation: 6-h exposure, 26 ppm (rats, mice, guinea pigs), slight irritation of mucous membranes, but no signs of systemic toxicity or mortality; 6 h exposure, 2220 mg/m ³ , 100% mortality Short-term dermal: 20 day, 11.5%, 5x/day, exfoliative dermatitis, parakeratosis, hyperkeratosis (rabbits); 30 day, 30% in methyl alcohol and propylene glycol, dermal infiltrates of histocytes 3 mos dermal study: formulations w/20%, well-defined erythema, mild edema, no systemic toxicity (rabbits)	
	Dermal irritation/sensitization	Undiluted, minimally to slightly irritating; formulations w/2-4%, no to well-defined erythema and edema	
	Ocular irritation	Formulations w/≤6.36%, mostly nonirritating	
	mucosal irritation	2%: Not irritating to genital mucosa of rabbits	
	Repro/developmental toxicity	No data	
	genotoxicity	Negative, Ames test	
	Carcinogenicity	No data	
	Clinical assessment of safety	100%: not irritating; formulations w/2%-11.5%; at most, mild irritants Formulations w/1-8.4%, not sensitizers 30%: 11.2% of Eczema patients (pop. 330) had allergic reactions Formulations w/1%-4%, not photosensitizers	
	Important discussion items	No relevant items identified	
	Conclusion	Safe as used	
	ADME	Found in all animals, is a membrane component and an important metabolic precursor of certain hormones, vitamins, and steroidal compounds; is a component of skin surface lipids and sebum; the normal metabolism and excretion is well understood in man and animals; upon ingestion, cholesterol is incorporated into cell membranes, further metabolized into plasma lipoproteins, bile salts, and steroid hormones, metabolized by gut bacteria, or excreted via the skin, urine, and as neutral fecal steroids.	
	Animal toxicology	4 wk oral study: 1%, reversible hepatic changes (mice)	
	Dermal irritation/sensitization	Undiluted, no irritating (rabbits); formulation w/1.7%, slight irritant	
Cholesterol	Ocular irritation	Formulations w/1.7-6%, at most, minimal irritants	11
	Repro/developmental toxicity	Sc admin of 5-15 mg in 2 ml vegetable oil to albino rats on days 8-14 of gestation resulted in 37-57% of the pups having abnormal palates; palatal abnormalities were also observed in Sprague-Dawley rats dosed with 15 and 20 mg on days 7-14 of gestation capable of crossing the placental barrier in several mammalian species, including rats, rabbits, baboons, and man. It is synthesized by the placenta as well as by the fetus	
	Genotoxicity	Negative, Ames test, bacterial mutagenicity/genotoxicity assay, transformation assay, mammalian cell DNA inhibition test Some auto-oxidation products have mutagenic activity; some metabolites induce Syrian hamster embryo cell transformation	
	Carcinogenicity	Not established as a promoter, cocarcinogen, or total carcinogen	

(continued)

Table 2B. (continued)

Ingredient	Parameter Evaluated	Outcome	Reference
Coconut Alcohol		Results have varied in rat studies: not a colon cancer promoter in one study when administered after initiation with N-methyl-N'-nitrosoguanidine, it was a dietary cocarcinogen with 1,2-dimethylhydrazine, and dietary cholesterol had a protective effect in N-methyl-N-nitrosourea-induced colon cancer	14
	Clinical assessment of safety	Formulations w/1.4%-6%, not irritants, sensitizer, or photosensitizers	
	Important discussion items	Discussion not in report	
	Conclusion	Safe as used	
	Animal toxicology	No data	
	Dermal irritation/sensitization	No data	
	Ocular irritation	No data	
	Repro/developmental toxicity	No data	
	Genotoxicity	No data	
	Carcinogenicity	No data	
Isostearyl Alcohol	Clinical assessment of safety	No data	12
	Important Discussion items	Toxicity and use profiles expected to be similar to coconut oil, coconut acid, hydrogenated coconut oil, hydrogenated coconut acid; addressed use in inhalation products; possible issues with botanicals	
	Conclusion	Safe as used	
	Animal toxicology	Oral LD ₅₀ : >20 g/kg (rats); formulations w/25-27%, >15 g/kg	
	Dermal irritation/sensitization	Formulation w/5%: mild irritant (rabbits); formulation w/25-27%: barely perceptible erythema	
		0.2%-5%: not a sensitizer	
	Ocular irritation	Formulations w/5 and 10%, transient irritation; formulations w/25-27%, minimal to mild irritation	
	Repro/developmental toxicity	No data	
	Genotoxicity	No data	
	Carcinogenicity	No data	
Jojoba Alcohol	Clinical assessment of safety	100%: Not irritating; formulations w/25-28%, not irritating; deodorant formulation w/ 5%, severe irritation in a 21-day cumulative study	13
		25% in 95% isopropyl alcohol: not a sensitizer; formulations w/5%: sensitization reactions occurred	
	Important discussion items	No relevant items identified	
	Conclusion	Safe as used	
	Animal toxicology	Oral LD ₅₀ : 50 mL/kg (mice)	
		15- and 30-Day dermal studies: 12.5%, some erythema and edema, very slight incrasination of the epidermal germinative zone	
	Dermal irritation/sensitization	10%: Not a primary skin irritant (marmots); 12.5, 25 and 50% (15 and 30-day studies): irritation scores of 0-0.5, 0.2-0.8, and 0.4-1.8	
		10%: Not a sensitizer (marmots)	
	Ocular irritation	12%, 25%, and 50%: some conjunctival reaction, cleared within 24 h; jojoba mixture w/35%, nonirritating in vitro	
	Repro/developmental toxicity	No data	
	Genotoxicity	Negative, ≤40.0 nl/plate and 35%, Ames test	
	Carcinogenicity	No data	
	Clinical assessment of safety	10%, 100%: not an irritant; jojoba mixture w/35%, not an irritant	
		Jojoba mixture w/35%: not a sensitizer	
		10%, 100%, jojoba mixture w/35%: not phototoxic	
	Important discussion items	May be a penetration enhancer, care should be taken in formulating products that may contain this ingredient in combination with any ingredient whose safety was based on lack of dermal absorption, or when dermal absorption was of concern; addressed use in inhalation products; possible issues with botanicals	
	Conclusion	Safe as used	

(continued)

Table 2B. (continued)

Ingredient	Parameter Evaluated	Outcome	Reference
Lanolin Alcohol	Impurities	Small amounts of detergent may be present in lanolin extract from scouring of the wool; 1,4-dioxane, may also be present in trace amounts; traces of the sodium methoxide catalyst and its degradation products may remain in the finished product; antioxidants such as BHT and α -tocopherol may be present as stabilizing additives; trace metals and pesticides from the fleece may also be found	9
	Animal toxicology	Oral LD ₅₀ : 12.1 to >42.7 g/kg (rats)	
	Dermal irritation/sensitization	50% or 100%: mildly irritating, at most (rabbits)	
	Ocular irritation	50%: at most, a very slight irritant or mild transient irritant	
	Repro/developmental toxicity	No data	
	Genotoxicity	No data	
	Carcinogenicity	No data	
	Clinical assessment of safety	100%: Not an irritant 3 Retrospective studies w/dermatology patients: incidence of hypersensitivity ranged from 0.7-2.38%; removal of free fatty lanolin alcohols reduced incidence of hypersensitivity by 96%	
	Important discussion items	Discussion not included in report	
	Conclusion	Safe for topical application	
Methyl Alcohol	ADME	In humans and animals, methyl alcohol is readily absorbed from the gastrointestinal and respiratory tract and through the skin; the mean rate of absorption through human skin was 0.192 mg/cm ² /min; the peak rate of absorption through human cadaver skin was reached with 30 min of exposure; only 2% of the dose was absorbed; the remainder was volatilized; the high water miscibility of methyl alcohol allowed distribution throughout all organs and tissues in direct relation to the body's water compartment; hepatic metabolism in humans accounted for 90-95% of the elimination of methyl alcohol, and the route of metabolism was methyl alcohol to formate to carbon dioxide and water.	16
	Animal toxicology	Only nonhuman primate species present a model of acute human methyl alcohol toxicity; lethal dose for rhesus monkey: 3 g/kg Oral LD ₅₀ : 5.6 g/kg (rat); 7.3-15.3 g/kg (mouse); dermal LD ₅₀ : 15.8 g/kg (rabbits); inhalation LC ₅₀ : 64 to >145 g/kg (rats), 33.6 g/kg (cats), 61.1 g/kg (mice) Short-term inhalation: 4 wks, \leq 6500 mg/m ³ (cynomolgus monkey); 6 wks, \leq 10 g/kg no pulmonary changes (rats) Ocular toxicity to nonhuman primates after systemic exposure following administration by various routes is well documented	
	Dermal irritation/sensitization	No data	
	Ocular irritation	100%: Necrosis of corneal epithelium in one study; moderate irritant in vivo and in vitro	
	Repro/developmental toxicity	Inhalation: maternal NOEL 10 000 ppm, teratogenic NOEL, 5000 ppm; oral admin: \leq 5.2 mL/kg, no maternal toxicity (rats)	
	Genotoxicity	Mutagenic effects: RK ⁺ mutatest; negative: Ames test, Syrian hamster embryo cell transformation assay, micronucleus test	
	Carcinogenicity	no data	
	Clinical assessment of safety	Toxicity in humans is due to the metabolism of the alcohol to formate and formic acid; can cause severe metabolic acidosis, blindness, and death, and all routes of exposure were toxicologically equivalent Closed patch test: 0.7%: no irritation; 5%: slight irritation; 7 and 70%, positive reactions	
	Important discussion items	Because of toxicity, Panel did not state whether methyl alcohol is safe or unsafe as a solvent	
	Conclusion	Safe as used to denature alcohol	
	Animal toxicology	Oral LD ₅₀ (rats): >8 g/kg; formulation w/0.8%, >5 g/kg; dermal LD ₅₀ : formulation w/0.8%, >2 g/kg	
		Inhalation: 3%, 1 h, ataxia and moderate nasal irritation in all animals 10 min after exposure, no mortality	
Myristyl Alcohol			12

(continued)

Table 2B. (continued)

Ingredient	Parameter Evaluated	Outcome	Reference
Octyl Dodecanol	Dermal irritation/sensitization	Formulation w/0.8%, nonirritating (rabbits)	10
	Ocular irritation	Formulation w/0.8%: not irritating; formulation w/3%: mildly irritating (rinsed eyes), moderately irritating (unrinsed eyes)	
	Repro/developmental toxicity	No data	
	Genotoxicity	No data	
	Carcinogenicity	No data	
	Clinical assessment of safety	Formulations w/0.1-0.25%, not irritants; formulations w/0.25-0.8%, not irritating in a 4-wk clinical study	
		Formulations w/0.1%-0.25%, not sensitizers	
		Formulation w/0.1%, not a photosensitizer	
	Important Discussion items	No relevant items identified	
	Conclusion	Safe as used	
	Animal toxicology	Oral LD ₅₀ (rats): >5 g/kg, undiluted; formulation w/10.2%, >25 g/kg; dermal LD ₅₀ : >3 g/kg	
	Dermal irritation/sensitization	100%: Irritation score of 0-1.13/4 (rabbits); 30%: irritation score 0/4 (rabbits); formulations w/4 and 10.2%, mild irritation, at most; technical grade: moderate to severe irritation (rabbits, guinea pigs, rats), no irritation (swine, humans)	
	Ocular irritation	100%: irritation score of 1 or 4/110 (24 h)	
	Repro/developmental toxicity	No data	
Oleyl Alcohol	Genotoxicity	No data	10
	Carcinogenicity	No data	
	Clinical assessment of safety	100%: Mild irritation in 1/40 participants; undiluted technical grade: no irritation; formulations w/3%-10.2%: essentially nonirritating Screening patch tests for contact sensitization in large populations: incidence rate of 0.36% (6/1664)	
		Formulation w/10.2%: not phototoxic or photoallergenic	
	Important discussion items	No discussion	
	Conclusion	Safe as used	
	Animal toxicology	oral LD ₅₀ : formulations w/8 or 20%, >10 g/kg	
	Dermal irritation/sensitization	100%: Slightly to moderately irritating (rabbits); 25%: no to low irritation; 10%: nonirritating (rabbits); formulations w/8-20%, mild irritation, at most; formulation w/1.5%, irritating (rat and mice); technical grade: moderate to severe irritation (rabbits, guinea pigs, rats), no irritation (swine, humans)	
	Ocular irritation	100%: essentially non- to minimally irritating; formulations w/1.5%-20%, no or minimal transient irritation	
	Repro/developmental toxicity	No data	
	Genotoxicity	No data	
	Carcinogenicity	No data	
	Clinical assessment of safety	Undiluted technical grade: no irritation; formulations w/2.5%-20%, non- to mildly irritating Formulations w/2.5%-12.7%, not sensitizers Screening patch tests for contact sensitization in large population: incidence rate of 0.6% (10/1664) Formulations w/2.5%-8%, not photosensitizing Diluted hair dye product w/1.5%, not an ocular irritant	
Stearyl Alcohol	Important discussion items	Discussion not included in report	10
	Conclusion	Safe as used	
	ADME	Found naturally in various mammalian tissues; readily converted to stearic acid, another common constituent of mammalian tissues; results from several studies indicate that stearyl alcohol is poorly absorbed from the GI tract	
	Animal toxicology	oral LD ₅₀ : >8 g/kg; 3 Months dermal study: formulations w/8%, some dermal effects, no systemic toxicity (rabbits)	
	Dermal irritation/sensitization	100%: minimal to mild primary skin irritant (rabbits) Formulation w/24%: not a sensitizer	

(continued)

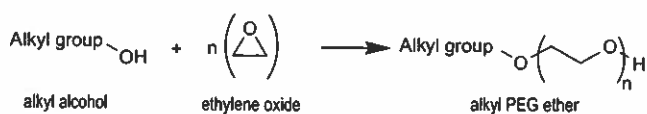
Table 2B. (continued)

Ingredient	Parameter Evaluated	Outcome	Reference
Special Report on Ethylene Glycol and its Ethers	Ocular irritation	100%: mildly irritating	7
	Repro/developmental toxicity	No data	
	Genotoxicity	Negative: Ames test	
	Carcinogenicity	did not promote tumor formation in mice when tested with dimethylbenz[a]anthracene	
	Clinical assessment of safety	100%: produced mild irritation in 1/80 participants; formulations w/14-24% were non- to slightly irritating Formulations w/14%-2%, not sensitizers Screening patch tests for contact sensitization in large population: incidence rate of 0.51% (19/3740)	
	Important discussion items	Discussion not included in report	
	Conclusion	safe as used	
Special Report on Ethylene Glycol and its Ethers	Repro/developmental toxicity	It was found that metabolites of ethylene glycol monoalkyl ethers are repro. and developmental toxins; in general, however, the metabolites of concern are not expected to be formed in cosmetic formulations that contain polymers of ethylene glycol. The toxicity of the metabolites is inversely proportional to the length of the alkyl chain; eg. 2-butoxyethanol is not a reproductive toxicant	7

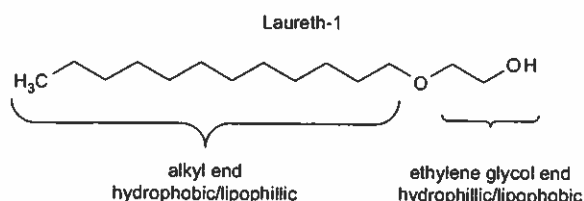
Chemistry

Definition and Structure

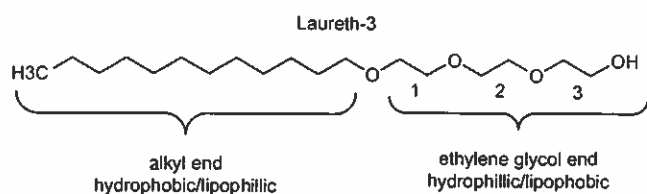
Alkyl PEG ethers. An alkyl PEG ether is the reaction product of an alkyl alcohol and 1 or more equivalents of ethylene oxide.¹⁷



Laureth 1 represents one of the simplest ingredients in this review, as the reaction product of lauryl alcohol and one equivalent of ethylene oxide:



Laureth 3 (ie, a lauryl chain attached to a polyethylene glycol chain, with an average of 3 ethylene glycol units) differs from laureth 1 by the addition of 2 ethylene glycol units:



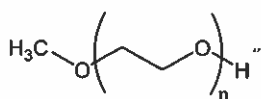
Each of the methoxy PEGs and PEG methyl ethers (2 International Nomenclature Cosmetic Ingredient [INCI] naming conventions that both mean a methyl group attached to a variable length PEG chain); capryleths (8 carbon chains with a variable PEG); noneths (9 carbon chains with a variable PEG); deceths (10 carbon chains with a variable PEG); undeceths (11 carbon chains with a variable PEG); laureths (12 carbon chains with a variable PEG); trideceths (13 carbon chains with a variable PEG); myreths (14 carbon chains with a variable PEG); ceteths (16 carbon chains with a variable PEG); steareths (18 carbon chains with a variable PEG); arachideth 20 (20 carbon chains with a 20-unit PEG chain); and beheneths (22 carbon chains with a variable PEG) follow this simple structural motif, as shown above for laureth 3 (and in more detail in Table 3).

The European Commission's Scientific Committee on Consumer Products (SCCP) opinion on polidocanol (laureth 9) stated that these ingredients describe a class of alcohol ethoxylates with an average alkyl chain of 12 to 14 carbon atoms and an ethylene oxide chain of 9 ethylene oxide units.¹⁹ To describe these alcohol ethoxylates, both the alkyl chain length and the number of ethylene oxide units are given, for example C₁₂₋₁₄ AE₆₋₁₂. This terminology will be used to describe laureth analogs for which safety test data were available.

Alkyl PEG ether mixtures. Each of the cetareths (mixture of 16 and 18 carbon chains with a variable PEG); pareths (mixture of variable length carbon chains with a variable PEG); and hydrogenated talloweths (mixture of 14, 16, and 18 carbon chains with a variable PEG) are mixtures of the above simple structures. For example, C₉₋₁₁ pareth 3 is a mixture of noneth 3, deceth 3, and undeceth 3.

Table 3. Structures and Physical Properties (unless otherwise noted, these values were calculated)¹⁸**Methoxy PEG-*n* / PEG-*n* Methyl Ethers** (a methyl group attached to a variable length PEG chain)

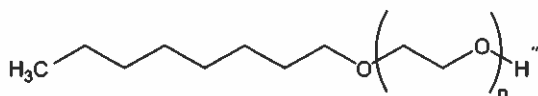
General Structure:

*n* = the average number of ethylene glycol units (eg. PEG-7 Methyl Ether (or Methoxy PEG-7) is when *n* = 7)

INCI Name	Molecular Weight	M.P. / B.P.	logK _{ow}
PEG-3 Methyl Ether (CAS No. 9004-74-4 ; 112-35-6)	164.2	-44/249°C (exp)	-0.74
PEG-4 Methyl Ether (CAS No. 9004-74-4)	208.25	62/291 °C	-1.73
PEG-6 Methyl Ether (CAS No. 9004-74-4)	296.36	120/367 °C	-2.28
PEG-7 Methyl Ether (CAS No. 9004-74-4)	340.41	149/404 °C	-2.55
Methoxy PEG-7 (CAS No. 9004-74-4)	340.41	149/404 °C	-2.55
Methoxy PEG-10 (CAS No. 9004-74-4)	472.57	215/510 °C	-3.38
Methoxy PEG-16 (CAS No. 9004-74-4)	736.88	316/722°C	-5.02
Methoxy PEG-25 (CAS No. 9004-74-4)	1132.36	350/1039 °C	-7.49
Methoxy PEG-40 (CAS No. 9004-74-4)	1794.14	-/1568 °C	-11.61
Methoxy PEG-100 (CAS No. 9004-74-4)	4437.40	—	—

Capreth-8 (8 carbon chains with a variable PEG)

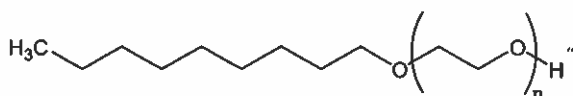
General Structure:

*n* = the average number of ethylene glycol units (eg. Capreth-4 is when *n* = 4)

INCI Name	Molecular Weight	M.P. / B.P.	logK _{ow}
Capryleth-4	306.44	127/380 °C	1.71
Capryleth-5	350.49	150/415 °C	1.43

Noneth-8 (9 carbon chains with an 8-unit PEG)

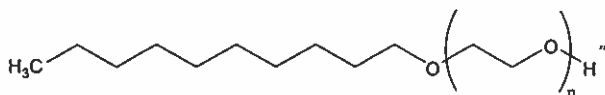
General Structure:

*n* = 9

INCI Name	Molecular Weight	M.P. / B.P.	logK _{ow}
Noneth-8	496.67	225/532 °C	1.10

Deceth-8 (10 carbon chains with a variable PEG)

General Structure:

*n* = the average number of ethylene glycol units (eg. Deceth-4 is when *n* = 4)

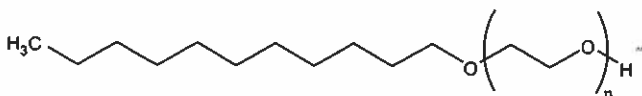
INCI Name	Molecular Weight	M.P. / B.P.	logK _{ow}
Deceth-3 (CAS No. 26138-52-8)	290.44	113/368 °C	2.96
Deceth-4 (CAS No. 26183-52-8 ; S703-94-6)	334.49	138/403 °C	2.69
Deceth-5 (CAS No. 26183-52-8)	378.54	166/438 °C	2.42
Deceth-6 (CAS No. 26183-52-8)	422.60	182/473 °C	2.14
Deceth-7 (CAS No. 26183-52-8)	466.65	208/509 °C	1.87
Deceth-8 (CAS No. 26183-52-8)	510.70	233/544 °C	1.59
Deceth-9 (CAS No. 26183-52-8)	554.75	250/579 °C	1.32

(continued)

Table 3. (continued)

Methoxy PEG-n / PEG-n Methyl Ethers (a methyl group attached to a variable length PEG chain)

Deceth-10 (CAS No. 26183-52-8) Undeceths (11 carbon chains with a variable PEG) General Structure:	598.81	266/514 °C	1.04
--	--------	------------	------

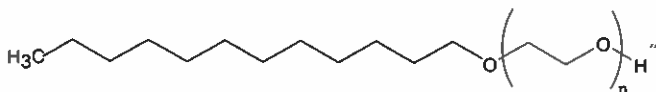


n = the average number of ethylene glycol units (eg, Undeceth-3 is when $n = 3$)

INCI Name	Molecular Weight	M.P. / B.P.	$\log K_{ow}$
Undeceth-3 (CAS No. 34398-01-1)	304.47	122/379 °C	3.46
Undeceth-5 (CAS No. 34398-01-1)	392.57	174/450 °C	2.91
Undeceth-7 (CAS No. 34398-01-1)	480.68	215/520 °C	2.36
Undeceth-8 (CAS No. 34398-01-1)	524.73	239/556 °C	2.08
Undeceth-9 (CAS No. 34398-01-1)	568.78	255/591 °C	1.81
Undeceth-11 (CAS No. 34398-01-1)	656.89	288/661 °C	1.26
Undeceth-40 (CAS No. 34398-01-1; 127036-24-2)	1931.34	350/1684 °C	-6.70

Laureths (12 carbon chains with a variable PEG)

General Structure:

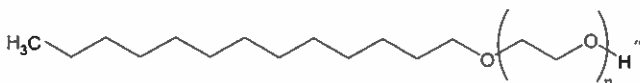


n = the average number of ethylene glycol units (eg, Laureth-11 is when $n = 11$)

INCI Name	Molecular Weight	M.P. / B.P.	$\log K_{ow}$
Laureth-1 (CAS Nos. 9002-92-0; 4536-30-5)	230.39	65/318 °C	4.50
Laureth-2 (CAS Nos. 9002-92-0; 3055-93-4)	274.44	98/356 °C	4.22
Laureth-3 (CAS Nos. 9002-92-0; 3055-94-5)	318.49	131/391 °C	3.95
Laureth-4 ^a (CAS Nos. 9002-92-0; 68439-50-9; 5274-68-0)	362.54	154/426 °C	3.67
Laureth-5 (CAS Nos. 9002-92-0; 3055-95-6)	406.60	176/461 °C	3.40
Laureth-6 (CAS Nos. 9002-92-0; 3055-96-7)	450.65	197/497 °C	3.12
Laureth-7 (CAS Nos. 9002-92-0; 3055-97-8)	494.70	223/532 °C	2.85
Laureth-8 (CAS Nos. 9002-92-0; 3055-98-8)	538.75	244/567 °C	2.57
Laureth-9 (CAS Nos. 9002-92-0; 3055-99-0)	582.81	261/602 °C	2.30
Laureth-10 (CAS Nos. 9002-92-0; 68002-97-1; 6540-99-4)	626.86	277/638 °C	2.03
Laureth-11 (CAS Nos. 9002-92-0; 68002-97-1)	670.91	293/673 °C	1.75
Laureth-12 (CAS Nos. 9002-92-0; 68002-97-1)	714.96	310/708 °C	1.48
Laureth-13 (CAS Nos. 9002-92-0; 68002-97-1)	759.02	326/743 °C	1.20
Laureth-14 (CAS Nos. 9002-92-0; 68002-97-1)	803.07	343/779 °C	0.93
Laureth-15 (CAS Nos. 9002-92-0; 68002-97-1)	847.12	350/815 °C	0.65
Laureth-16 (CAS Nos. 9002-92-0; 68002-97-1)	891.18	-1849 °C	0.38
Laureth-20 (CAS No. 9002-92-0)	1067.39	-1990 °C	-0.72
Laureth-21 (CAS No. 9002-92-0)	1111.44	-1026 °C	-0.99
Laureth-23 ^a (CAS No. 9002-92-0)	1199.54	-1096 °C	-1.54
Laureth-25 (CAS No. 9002-92-0)	1287.65	-1167 °C	-2.09
Laureth-30 (CAS No. 9002-92-0)	1507.91	-1343 °C	-3.46
Laureth-38 (CAS No. 9002-92-0)	1860.33	-1625 °C	-5.66
Laureth-40 (CAS No. 9002-92-0)	1948.44	-1696 °C	-6.21
Laureth-50	2388.96	-2048 °C	-8.95

Trideceths (13 carbon chains with a variable PEG)

General Structure:



n = the average number of ethylene glycol units (eg, Trideceth-3 is when $n = 3$)

(continued)

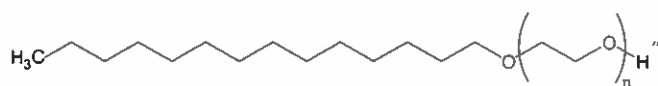
Table 3. (continued)

Methoxy PEG-n / PEG-n Methyl Ethers (a methyl group attached to a variable length PEG chain)

INCI Name	Molecular Weight	M.P. / B.P.	logK _{ow}
Trideceth 2 (CAS No. 24938-91-8)	332.52	140/403 °C	4.44
Trideceth 3 (CAS No. 24938-91-8; 4403-12-7)	376.57	162/438 °C	4.16
Trideceth 4	420.62	184/473 °C	3.89
Trideceth 5 (CAS No. 24938-91-8)	464.48	205/508 °C	3.61
Trideceth 6 (CAS No. 24938-91-8)	508.73	230/543 °C	3.34
Trideceth 7 (CAS No. 24938-91-8)	552.78	249/579 °C	3.07
Trideceth 8 (CAS No. 24938-91-8)	596.83	266/614 °C	2.79
Trideceth 9 (CAS No. 24938-91-8; 69011-36-5)	640.89	282/649 °C	2.52
Trideceth 10 (CAS No. 24938-91-8)	684.94	299/685 °C	2.24
Trideceth 11 (CAS No. 24938-91-8)	728.99	315/720 °C	1.97
Trideceth 12 (CAS No. 24938-91-8; 78330-21-9)	773.04	332/755 °C	1.69
Trideceth 15 (CAS No. 24938-91-8)	905.20	350/861 °C	0.87
Trideceth 18 (CAS No. 24938-91-8)	1037.36	-1967 °C	0.05
Trideceth 20 (CAS No. 24938-91-8)	1125.46	-1037 °C	-0.50
Trideceth 21 (CAS No. 24938-91-8)	1169.52	-1072 °C	-0.78
Trideceth 50 (CAS No. 24938-91-8)	2447.04	-2095 °C	-8.73

Myreths (14 carbon chains with a variable PEG)

General Structure:

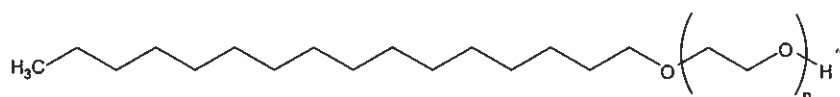


n = the average number of ethylene glycol units (eg, Myreth 3 is when n = 3)

INCI Name	Molecular Weight	M.P. / B.P.	logK _{ow}
Myreth 2 (CAS No. 27306-79-2)	302.49	116/379 °C	5.20
Myreth 3 (CAS No. 27306-79-2; 26826-30-2)	346.55	142/414 °C	4.93
Myreth 4 (CAS No. 27306-79-2; 39034-24-7)	390.60	171/449 °C	4.65
Myreth 5 (CAS No. 27306-79-2; 92669-010-7)	434.65	187/485 °C	4.38
Myreth 10 (CAS No. 27306-79-2)	654.91	288/661 °C	3.01

Ceteths (16 carbon chains with a variable PEG)

General Structure:



n = the average number of ethylene glycol units (eg, Ceteth 3 is when n = 3)

INCI Name	Molecular Weight	M.P. / B.P.	logK _{ow}
Ceteth 1 ^a (CAS No. 9004-95-9; 2136-71-2)	286.49	101/367 °C	6.46
Ceteth 2 ^z (CAS No. 9004-95-9; 5274-61-3)	330.54	134/402 °C	6.19
Ceteth 3 ^a (CAS No. 9004-95-9; 4484-59-7)	374.59	158/437 °C	5.91
Ceteth 4 ^a (CAS No. 9004-95-9; 5274-63-5)	418.64	187/473 °C	5.64
Ceteth 5 ^a (CAS No. 9004-95-9; 4478-97-1)	462.70	203/508 °C	5.36
Ceteth 6 ^a (CAS No. 9004-95-9; 5168-91-2)	506.75	228/543 °C	5.09
Ceteth 7 (CAS No. 9004-95-9)	550.44	249/578 °C	4.81
Ceteth 10 ^a (CAS No. 9004-95-9; 14529-40-9)	682.96	299/684 °C	3.99
Ceteth 12 ^a (CAS No. 9004-95-9; 94159-75-8)	771.06	332/755 °C	3.44
Ceteth 13 (CAS No. 9004-95-9)	815.12	348/790 °C	3.17
Ceteth 14 ^a (CAS No. 9004-95-9)	859.17	-1825 °C	2.89
Ceteth 15 ^a (CAS No. 9004-95-9)	903.22	-1860 °C	2.62
Ceteth 16 ^a (CAS No. 9004-95-9)	947.27	-1896 °C	2.34
Ceteth 17 (CAS No. 9004-95-9)	991.33	-1931 °C	2.07
Ceteth 18 (CAS No. 9004-95-9)	1035.39	-1966 °C	1.80
Ceteth 20 ^a (CAS No. 9004-95-9)	1123.48	-1037 °C	1.25

(continued)

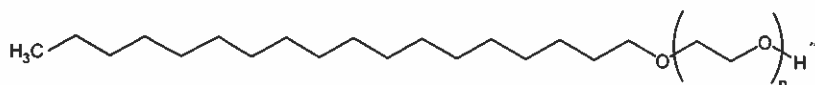
Table 3. (continued)

Methoxy PEG-n / PEG-n Methyl Ethers (a methyl group attached to a variable length PEG chain)

Ceteth 23 (CAS No. 9004-95-9)	1255.65	-1142 °C	0.42
Ceteth 24 ^a (CAS No. 9004-95-9)	1299.69	-1178 °C	0.15
Ceteth 25 ^a (CAS No. 9004-95-9)	1343.75	-1213 °C	-0.13
Ceteth 30 ^a (CAS No. 9004-95-9)	1564.01	-1389 °C	-1.50
Ceteth 40 (CAS No. 9004-95-9)	2004.54	-1742 °C	-4.24
Ceteth 45 ^a (CAS No. 9004-95-9)	2224.80	-1918 °C	-5.61
Ceteth 150 (CAS No. 9004-95-9)	6850.35	-/-	-

Steareths (18 carbon chains with a variable PEG)

General Structure:

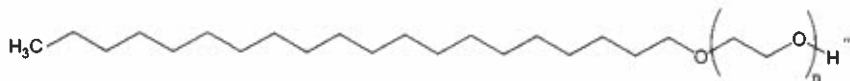


n = the average number of ethylene glycol units (eg, Steareth-3 is when n = 3)

INCI Name	Molecular Weight	M.P. / B.P.	logK _{ow}
Steareth 1 (CAS No. 9005-00-9)	314.55	120/390 °C	7.44
Steareth 2 ^a (CAS No. 9005-00-9; 16057-43-5)	358.60	152/425 °C	7.17
Steareth 3 (CAS No. 9005-00-9; 4439-32-1)	402.65	175/460 °C	6.89
Steareth 4 ^a (CAS No. 9005-00-9; 59970-10-4)	446.70	193/496 °C	6.62
Steareth 5 (CAS No. 9005-00-9; 71093-13-5)	490.76	218/531 °C	6.34
Steareth 6 (CAS No. 9005-00-9; 2420-29-3)	534.81	243/566 °C	6.07
Steareth 7 (CAS No. 9005-00-9; 66146-84-7)	578.86	260/602 °C	5.80
Steareth 8 (CAS No. 9005-00-9)	622.91	276/637 °C	5.52
Steareth 10 ^a (CAS No. 9005-00-9; 13149-86-5)	711.02	309/707 °C	4.97
Steareth 11 ^a (CAS No. 9005-00-9)	755.07	326/743 °C	4.70
Steareth 13 ^a (CAS No. 9005-00-9)	843.18	350/813 °C	4.15
Steareth 14 (CAS No. 9005-00-9)	887.23	-1848 °C	3.87
Steareth 15 ^a (CAS No. 9005-00-9)	931.28	-1884 °C	3.60
Steareth 16 (CAS No. 9005-00-9)	975.33	-1919 °C	3.33
Steareth 20 ^a (CAS No. 9005-00-9)	1151.54	-1060 °C	2.23
Steareth 21 (CAS No. 9005-00-9)	1195.60	-1095 °C	1.95
Steareth 25 (CAS No. 9005-00-9)	1371.81	-1236 °C	0.86
Steareth 27 (CAS No. 9005-00-9)	1459.91	-1307 °C	0.71
Steareth 30 (CAS No. 9005-00-9)	1592.07	-1413 °C	-0.52
Steareth 40 (CAS No. 9005-00-9)	2032.60	-1765 °C	-3.26
Steareth 50 (CAS No. 9005-00-9)	2473.12	-2118 °C	-6.00
Steareth 80 (CAS No. 9005-00-9)	3497.70	-/-	-
Steareth 100 (CAS No. 9005-00-9)	4675.75	-/-	-
Steareth 200 (CAS No. 9005-00-9)	9081.01	-/-	-

Arachideth-20 (20 carbon chains with a 20-unit PEG)

Structure:

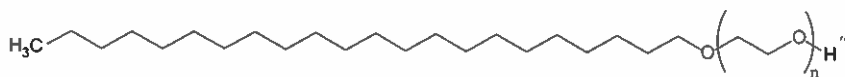


n = 20

INCI Name	Molecular Weight	M.P. / B.P.	logK _{ow}
Arachideth 20	1179.60	-1083 °C	3.21

Beheneths (22 carbon chains with a variable PEG)

General Structure:



n = the average number of ethylene glycol units (eg, Beheneth-2 is when n = 2)

(continued)

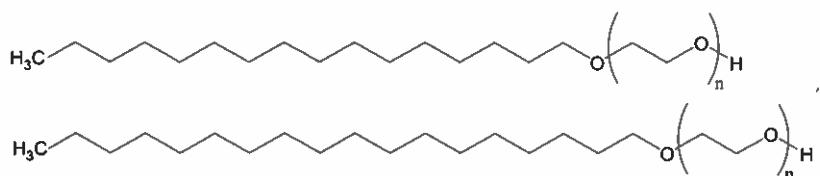
Table 3. (continued)

Methoxy PEG-n / PEG-n Methyl Ethers (a methyl group attached to a variable length PEG chain)

INCI Name	Molecular Weight	M.P. / B.P.	logK _{ow}
Beheneth 2	414.71	179/472 °C	9.13
Beheneth 5	546.85	249/577 °C	8.31
Beheneth 10	767.13	331/754 °C	6.94
Beheneth 15	987.39	-1930 °C	5.56
Beheneth 20	1207.65	-1106 °C	4.19
Beheneth 25	1427.91	-11283 °C	2.82
Beheneth 30	1648.18	-11459 °C	1.45

Cetareths (mixture of 16 and 18 carbon chains with a variable PEG)

General Structure:



n = the average number of ethylene glycol units (eg, Cetareth 3 is when n = 3)

As these are mixtures of two molecules at unknown ratios, molecular weights, and physical properties are not calculable.

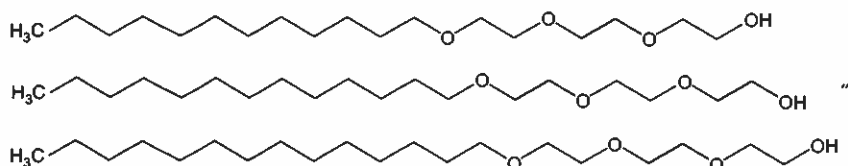
INCI Name	
Cetareth 2 ^a (CAS No. 68439-49-6)	Molecular weight < 1000
Cetareth 3 ^a (CAS No. 68439-49-6)	Molecular weight < 1000
Cetareth 4 ^a (CAS No. 68439-49-6)	Molecular weight < 1000
Cetareth 5 ^a (CAS No. 68439-49-6)	Molecular weight < 1000
Cetareth 6 ^a (CAS No. 68439-49-6)	Molecular weight < 1000
Cetareth 7 ^a (CAS No. 68439-49-6)	Molecular weight < 1000
Cetareth 8 ^a (CAS No. 68439-49-6)	Molecular weight < 1000
Cetareth 9 ^a (CAS No. 68439-49-6)	Molecular weight < 1000
Cetareth 10 ^a (CAS No. 68439-49-6)	Molecular weight < 1000
Cetareth 11 ^a (CAS No. 68439-49-6)	Molecular weight < 1000
Cetareth 12 ^a (CAS No. 68439-49-6)	Molecular weight < 1000
Cetareth 13 ^a (CAS No. 68439-49-6)	Molecular weight < 1000
Cetareth 14 ^a (CAS No. 68439-49-6)	Molecular weight < 1000
Cetareth 15 ^a (CAS No. 68439-49-6)	Molecular weight < 1000
Cetareth 16 ^a (CAS No. 68439-49-6)	Molecular weight < 1000
Cetareth 17 ^a (CAS No. 68439-49-6)	Molecular weight ~ 1000
Cetareth 18 ^a (CAS No. 68439-49-6)	Molecular weight > 1000
Cetareth 20 ^a (CAS No. 68439-49-6)	Molecular weight > 1000
Cetareth 22 ^a (CAS No. 68439-49-6)	Molecular weight > 1000
Cetareth 23 ^a (CAS No. 68439-49-6)	Molecular weight > 1000
Cetareth 24 ^a (CAS No. 68439-49-6)	Molecular weight > 1000
Cetareth 25 ^a (CAS No. 68439-49-6)	Molecular weight > 1000
Cetareth 27 ^a (CAS No. 68439-49-6)	Molecular weight > 1000
Cetareth 28 ^a (CAS No. 68439-49-6)	Molecular weight > 1000
Cetareth 29 ^a (CAS No. 68439-49-6)	Molecular weight > 1000
Cetareth 30 ^a (CAS No. 68439-49-6)	Molecular weight > 1000
Cetareth 33 ^a (CAS No. 68439-49-6)	Molecular weight > 1000
Cetareth 34 ^a (CAS No. 68439-49-6)	Molecular weight > 1000
Cetareth 40 ^a (CAS No. 68439-49-6)	Molecular weight > 1000
Cetareth 50 ^a (CAS No. 68439-49-6)	Molecular weight > 1000
Cetareth 55 ^a (CAS No. 68439-49-6)	Molecular weight > 1000
Cetareth 60 ^a (CAS No. 68439-49-6)	Molecular weight > 1000
Cetareth 80 ^a (CAS No. 68439-49-6)	Molecular weight > 1000
Cetareth 100 ^a (CAS No. 68439-49-6)	Molecular weight > 1000

(continued)

Table 3. (continued)

Methoxy PEG-n / PEG-n Methyl Ethers (a methyl group attached to a variable length PEG chain)**Pareths** (mixture of variable length carbons chains with a variable PEG)

Structure Example: C12-14 Pareth 3



As these are mixtures of more than one molecule at unknown ratios, molecular weights and physical properties are not calculable.

INCI Name

C9-11 Pareth 3 (CAS No. 68439-46-3)	Molecular weight < 1000
C9-11 Pareth 4 (CAS No. 68439-46-3)	Molecular weight < 1000
C9-11-Pareth 6 (CAS No. 68439-46-3)	Molecular weight < 1000
C9-11 Pareth 8 (CAS No. 68439-46-3)	Molecular weight < 1000
C9-15 Pareth 8 (CAS No. 157627-88-8)	Molecular weight < 1000
C10-16 Pareth 1 (CAS No. 68002-97-1)	Molecular weight < 1000
C10-16 Pareth 2 (CAS No. 68002-97-1)	Molecular weight < 1000
C11-13 Pareth 6 (CAS No. 308060-94-8)	Molecular weight < 1000
C11-13 Pareth 9 (CAS No. 308060-94-8)	Molecular weight < 1000
C11-13 Pareth 10 (CAS No. 308060-94-8)	Molecular weight < 1000
C11-15 Pareth 3 (CAS No. 68131-40-8)	Molecular weight < 1000
C11-15 Pareth 5 (CAS No. 68131-40-8)	Molecular weight < 1000
C11-15 Pareth 7 (CAS No. 68131-40-8)	Molecular weight < 1000
C11-15 Pareth 9 (CAS No. 68131-40-8)	Molecular weight < 1000
C11-15 Pareth 12 (CAS No. 68131-40-8)	Molecular weight < 1000
C11-15 Pareth 15 (CAS No. 68131-40-8)	Molecular weight < 1000
C11-15 Pareth 20 (CAS No. 68131-40-8)	Molecular weight < 1000
C11-15 Pareth 30 (CAS No. 68131-40-8)	Molecular weight > 1000
C11-15 Pareth 40 (CAS No. 68131-40-8)	Molecular weight > 1000
C11-21-Pareth 3 (CAS No. 246538-82-9)	Molecular weight < 1000
C11-21-Pareth 10 (CAS No. 246538-82-9)	Molecular weight < 1000
C12-13 Pareth 1 (CAS No. 66455-14-9)	Molecular weight < 1000
C12-13 Pareth 2 (CAS No. 66455-14-9)	Molecular weight < 1000
C12-13 Pareth 3 (CAS No. 66455-14-9)	Molecular weight < 1000
C12-13 Pareth 4 (CAS No. 66455-14-9)	Molecular weight < 1000
C12-13 Pareth 5 (CAS No. 66455-14-9)	Molecular weight < 1000
C12-13 Pareth 6 (CAS No. 66455-14-9)	Molecular weight < 1000
C12-13 Pareth 7 (CAS No. 66455-14-9)	Molecular weight < 1000
C12-13 Pareth 9 (CAS No. 66455-14-9)	Molecular weight < 1000
C12-13 Pareth 10 (CAS No. 66455-14-9)	Molecular weight < 1000
C12-13 Pareth 15 (CAS No. 66455-14-9)	Molecular weight < 1000
C12-13 Pareth 23 (CAS No. 66455-14-9)	Molecular weight > 1000
C12-14 Pareth 3 (CAS No. 68439-50-9)	Molecular weight < 1000
C12-14 Pareth 5 (CAS No. 68439-50-9)	Molecular weight < 1000
C12-14 Pareth 7 (CAS No. 68439-50-9)	Molecular weight < 1000
C12-14 Pareth 9 (CAS No. 68439-50-9)	Molecular weight < 1000
C12-14 Pareth 12 (CAS No. 68439-50-9)	Molecular weight < 1000
C12-15 Pareth 2 (CAS No. 68131-39-5)	Molecular weight < 1000
C12-15 Pareth 3 (CAS No. 68131-39-5)	Molecular weight < 1000
C12-15 Pareth 4 (CAS No. 68131-39-5)	Molecular weight < 1000
C12-15 Pareth 5 (CAS No. 68131-39-5)	Molecular weight < 1000
C12-15 Pareth 7 (CAS No. 68131-39-5)	Molecular weight < 1000
C12-15 Pareth 9 (CAS No. 68131-39-5)	Molecular weight < 1000
C12-15 Pareth 10 (CAS No. 68131-39-5)	Molecular weight < 1000
C12-15 Pareth 11 (CAS No. 68131-39-5)	Molecular weight < 1000
C12-15 Pareth 12 (CAS No. 68131-39-5)	Molecular weight < 1000

(continued)

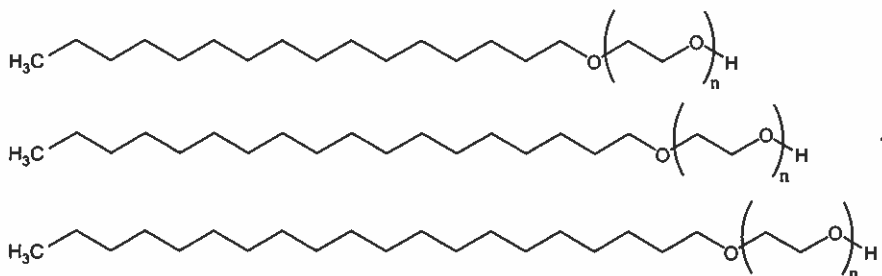
Table 3. (continued)

Methoxy PEG-n / PEG-n Methyl Ethers (a methyl group attached to a variable length PEG chain)

C12-16 Pareth 5 (CAS No. 68551-12-2)	Molecular weight < 1000
C12-16 Pareth 7 (CAS No. 68551-12-2)	Molecular weight < 1000
C12-16 Pareth 9 (CAS No. 68551-12-2)	Molecular weight < 1000
C13-15 Pareth 21 (CAS No. 64425-86-1)	Molecular weight > 1000
C14-15 Pareth 4 (CAS No. 68951-67-7)	Molecular weight < 1000
C14-15 Pareth 7 (CAS No. 68951-67-7)	Molecular weight < 1000
C14-15 Pareth 8 (CAS No. 68951-67-7)	Molecular weight < 1000
C14-15 Pareth 11 (CAS No. 68951-67-7)	Molecular weight < 1000
C14-15 Pareth 12 (CAS No. 68951-67-7)	Molecular weight < 1000
C14-15 Pareth 13 (CAS No. 68951-67-7)	Molecular weight < 1000
C20-22 Pareth 30	Molecular weight > 1000
C20-40 Pareth 3 (CAS No. 246538-83-0)	Molecular weight < 1000
C20-40 Pareth 10 (CAS No. 246538-83-0)	Molecular weight ~ 1000
C20-40 Pareth 24 (CAS No. 246538-83-0)	Molecular weight > 1000
C20-40 Pareth 40 (CAS No. 246538-83-0)	Molecular weight > 1000
C20-40 Pareth 95 (CAS No. 246538-83-0)	Molecular weight > 1000
C22-24 Pareth 33 (CAS No. 246538-84-1)	Molecular weight > 1000
C30-50 Pareth 3 (CAS No. 246538-85-2)	Molecular weight < 1000
C30-50 Pareth 10 (CAS No. 246538-85-2)	Molecular weight ~ 1000
C30-50 Pareth 40 (CAS No. 246538-85-2)	Molecular weight > 1000
C40-60 Pareth 3 (CAS No. 246538-86-3)	Molecular weight < 1000
C40-60 Pareth 10 (CAS No. 246538-86-3)	Molecular weight > 1000

Hydrogenated Talloweths (mixture of 14, 16, and 18 carbon chains with a variable PEG)

General Structure:



n = the average number of ethylene glycol units (eg, Hydrogenated Talloweth 12 is when n = 12)

As these are mixtures of more than one molecule at unknown ratios, molecular weights and physical properties are not calculable.

INCI Name

Hydrogenated Talloweth 12

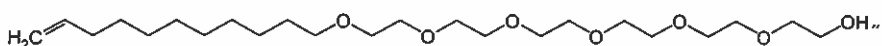
Molecular weight < 1000

Hydrogenated Talloweth 25

Molecular weight > 1000

Partially Unsaturated Alkyl PEG Ethers**Undecyleneth-6** (Ω -1 unsaturated 11 carbon chains with a 6-unit PEG)

Structure:



INCI Name

Molecular Weight

MP/BP

logK_{ow}

Undecyleneth 6

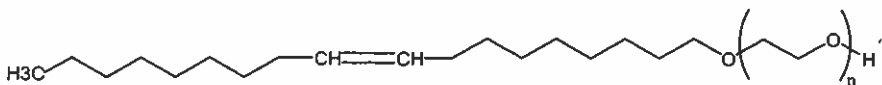
434.61

189/484 °C

2.50

Oleths (Ω -9 unsaturated 18 carbon chains with a variable PEG)

General Structure:



n = the average number of ethylene glycol units (eg, Oleth 2 is when n = 2)

(continued)

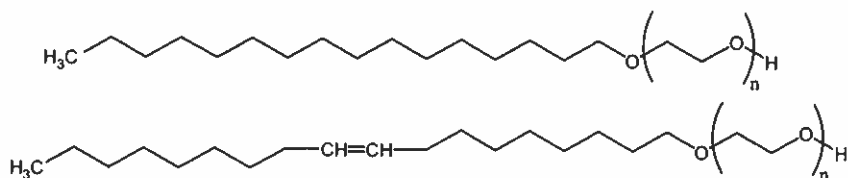
Table 3. (continued)

Methoxy PEG-n / PEG-n Methyl Ethers (a methyl group attached to a variable length PEG chain)

INCI Name	Molecular Weight	MP/BP	logK _{ow}
Oleth 2 ^a (CAS No. 9004-98-2 ; 5274-65-7; 95287-03-9)	356.58	151/429 °C	6.95
Oleth 3 ^a (CAS No. 9004-98-2 ; 5274-66-8; 96459-08-4)	400.64	175/464 °C	6.68
Oleth 4 ^a (CAS No. 9004-98-2 ; 5353-26-4; 103622-85-1)	444.69	193/499 °C	6.40
Oleth 5 ^a (CAS No. 9004-98-2 ; 5353-27-5)	488.74	219/535 °C	6.13
Oleth 6 ^a (CAS No. 9004-98-2)	532.79	244/570 °C	5.86
Oleth 7 ^a (CAS No. 9004-98-2)	576.85	262/605 °C	5.58
Oleth 8 ^a (CAS No. 9004-98-2 ; 26996-03-2; 27040-03-5)	620.90	278/640 °C	5.31
Oleth 9 ^a (CAS No. 9004-98-2)	664.95	295/676 °C	5.03
Oleth 10 ^a (CAS No. 9004-98-2)	709.00	311/711 °C	4.76
Oleth 11 ^a (CAS No. 9004-98-2)	753.06	328/746 °C	4.48
Oleth 12 ^a (CAS No. 9004-98-2)	797.11	344/781 °C	4.21
Oleth 15 ^a (CAS No. 9004-98-2)	929.27	350/887 °C	3.39
Oleth 16 ^a (CAS No. 9004-98-2 ; 25190-05-0)	973.32	-1922 °C	3.11
Oleth 20 ^a (CAS No. 9004-98-2)	1149.53	-1063 °C	2.01
Oleth 23 ^a (CAS No. 9004-98-2)	1281.69	-1169 °C	1.19
Oleth 24 (CAS No. 9004-98-2)	1325.74	-1204 °C	0.92
Oleth 25 ^a (CAS No. 9004-98-2)	1369.79	-1240 °C	0.64
Oleth 30 ^a (CAS No. 9004-98-2)	1590.05	-1416 °C	-0.73
Oleth 35 (CAS No. 9004-98-2)	1810.32	-1592 °C	-2.10
Oleth 40 ^a (CAS No. 9004-98-2)	2030.58	-1769 °C	-3.47
Oleth 44 ^a (CAS No. 9004-98-2)	2206.79	-1910 °C	-4.57
Oleth 45 (CAS No. 9004-98-2)	2250.84	-1945 °C	-4.85
Oleth 50 ^a (CAS No. 9004-98-2)	2471.11	-2121 °C	-6.22
Oleth 82 (CAS No. 9004-98-2)	3880.79	-/-	-
Oleth 100 (CAS No. 9004-98-2)	4673.73	-/-	-
Oleth 106 (CAS No. 9004-98-2)	4938.05	-/-	-

Cetoletths (mixture of 16 carbon chains and Ω -9 unsaturated 18 carbon chains with a variable PEG)

General Structure:



n = the average number of ethylene glycol units (eg, Cetoletth 6 is when n = 6)

As these are mixtures of 2 molecules at unknown ratios, molecular weights, and physical properties are not calculable.

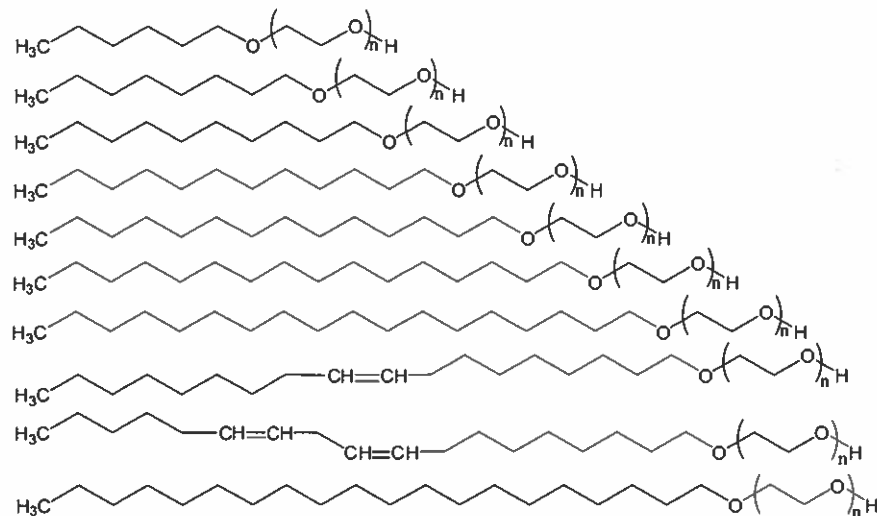
INCI Name	
Cetoletth 2 (CAS No. 8065-81-4)	Molecular weight < 1000
Cetoletth 4 (CAS No. 8065-81-4)	Molecular weight < 1000
Cetoletth 5 (CAS No. 8065-81-4)	Molecular weight < 1000
Cetoletth 6 (CAS No. 8065-81-4)	Molecular weight < 1000
Cetoletth 10 (CAS No. 8065-81-4)	Molecular weight < 1000
Cetoletth 11 (CAS No. 8065-81-4)	Molecular weight < 1000
Cetoletth 15 (CAS No. 8065-81-4)	Molecular weight < 1000
Cetoletth 18 (CAS No. 8065-81-4)	Molecular weight < 1000
Cetoletth 20 (CAS No. 8065-81-4)	Molecular weight > 1000
Cetoletth 22 (CAS No. 8065-81-4)	Molecular weight > 1000
Cetoletth 24 (CAS No. 8065-81-4)	Molecular weight > 1000
Cetoletth 25 (CAS No. 8065-81-4)	Molecular weight > 1000
Cetoletth 30 (CAS No. 8065-81-4)	Molecular weight > 1000

(continued)

Table 3. (continued)

Methoxy PEG-n / PEG-n Methyl Ethers (a methyl group attached to a variable length PEG chain)**Coceths** (mixture of 6, 8, 10, 12, 14, 18, Ω 9 unsaturated 18, Ω -6 unsaturated 18, and 20 carbon chains with a variable PEG)

General Structure:



n = the average number of ethylene glycol units (eg, Coceth 3 is when n = 3)

As these are mixtures of more than one molecule at unknown ratios, molecular weights and physical properties are not calculable.

INCI Name

Coceth 3 (CAS No. 61791-13-7)

Molecular weight < 1000

Coceth 5 (CAS No. 61791-13-7)

Molecular weight < 1000

Coceth 6 (CAS No. 61791-13-7)

Molecular weight < 1000

Coceth 7 (CAS No. 61791-13-7)

Molecular weight < 1000

Coceth 8 (CAS No. 61791-13-7)

Molecular weight < 1000

Coceth 10 (CAS No. 61791-13-7)

Molecular weight < 1000

Coceth 20 (CAS No. 61791-13-7)

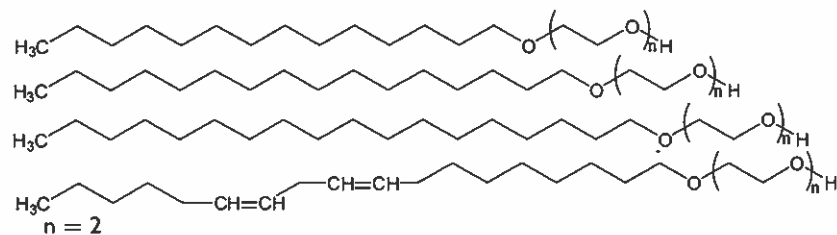
Molecular weight > 1000

Coceth 25 (CAS No. 61791-13-7)

Molecular weight > 1000

Palmeth 2 (mixture of 14, 16, 18, Ω -6 unsaturated 18, and Ω -6 unsaturated 18 carbon chains with a 2-unit PEG)

Structure:



As palmeth 2 is a mixture of more than one molecule at unknown ratio, molecular weight and physical properties are not calculable.

INCI Name

Palmeth 2

Molecular weight < 1000

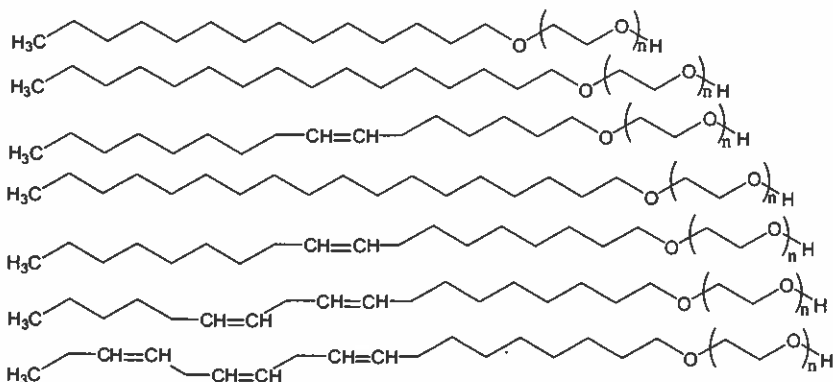
Tallaweths (mixture of 14, 16, Ω -9 unsaturated 16, 18, Ω -9 unsaturated 18, Ω -6 unsaturated 18, and Ω -3 unsaturated 18 carbon chains with a variable PEG)

(continued)

Table 3. (continued)

Methoxy PEG-n / PEG-n Methyl Ethers (a methyl group attached to a variable length PEG chain)

General Structure:



n = the average number of ethylene glycol units (eg, Talloweth 4 is when $n = 4$)

As these are mixtures of more than one molecule at unknown ratios, molecular weights and physical properties are not calculable.

INCI Name

Talloweth 4 (CAS No. 61791-28-4)

Molecular weight < 1000

Talloweth 5 (CAS No. 61791-28-4)

Molecular weight < 1000

Talloweth 6 (CAS No. 61791-28-4)

Molecular weight < 1000

Talloweth 7 (CAS No. 61791-28-4)

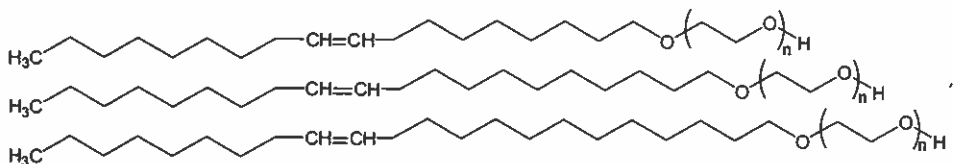
Molecular weight < 1000

Talloweth 18 (CAS No. 61791-28-4)

Molecular weight > 1000

PEG Jojoba Alcohols (mixture of Ω -9 unsaturated 18, Ω -9 unsaturated 20, and Ω -9 unsaturated 22 carbon chains with a variable PEG)

General Structure:



n = the average number of ethylene glycol units (eg, PEG-15 Jojoba Alcohol is when $n = 15$)

As these are mixtures of more than one molecule at unknown ratios, molecular weights and physical properties are not calculable.

INCI Name

PEG-15 Jojoba Alcohol

Molecular weight < 1000

PEG-26 Jojoba Alcohol

Molecular weight > 1000

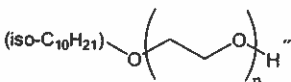
PEG-40 Jojoba Alcohol

Molecular weight > 1000

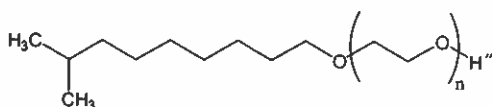
Branched Alkyl PEG Ethers

Isodeceths (mixture of various branched 10 carbon chains with a variable PEG)

General Structure:



n = the average number of ethylene glycol units (eg, Isodeceth 4 is when $n = 4$); "iso" = a mixture of branched isomers, one example of which would be:



As these are mixtures of more than one isomer at unknown ratios, physical properties are not calculable.

(continued)

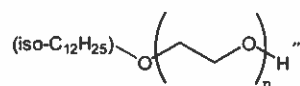
Table 3. (continued)

Methoxy PEG-n / PEG-n Methyl Ethers (a methyl group attached to a variable length PEG chain)

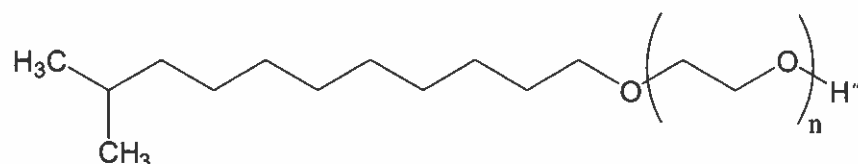
INCI Name	Molecular Weight
Isodeceth 4	334.49
Isodeceth 5	378.54
Isodeceth 6	422.60

Isolaureths (mixture of various branched 12 carbon chains with a variable PEG)

General Structure:



n = the average number of ethylene glycol units (eg, Isolaureth 10 is when $n = 10$); "iso" = a mixture of branched isomers, one example of which would be:

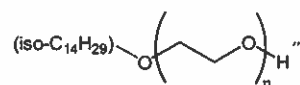


As these are mixtures of more than one isomer at unknown ratios, physical properties are not calculable.

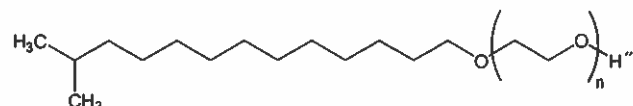
INCI Name	Molecular Weight
Isolaureth 3 (CAS No. 39365-90-7)	318.49
Isolaureth 6 (CAS No. 39365-90-7)	450.65
Isolaureth 10 (CAS No. 39365-90-7)	626.86

Isomyreths (mixture of various branched 14 carbon chains with a variable PEG)

General Structure:



n = the average number of ethylene glycol units (eg, Isomyreth 9 is when $n = 9$); "iso" = a mixture of branched isomers, one example of which would be:

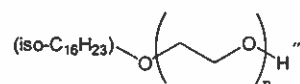


As these are mixtures of more than one isomer at unknown ratios, physical properties are not calculable.

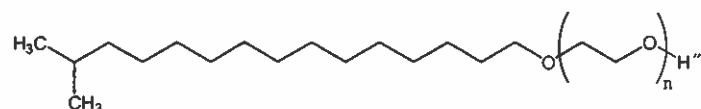
INCI Name	Molecular Weight
Isomyreth 3	346.55
Isomyreth 9	610.86

Isoceteths (mixture of various branched 16 carbon chains with a variable PEG)

General Structure:



n = the average number of ethylene glycol units (eg, Isoceteth 5 is when $n = 5$); "iso" = a mixture of branched isomers, one example of which would be:



As these are mixtures of more than one isomer at unknown ratios, physical properties are not calculable.

(continued)

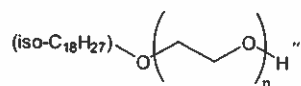
Table 3. (continued)

Methoxy PEG-n / PEG-n Methyl Ethers (a methyl group attached to a variable length PEG chain)

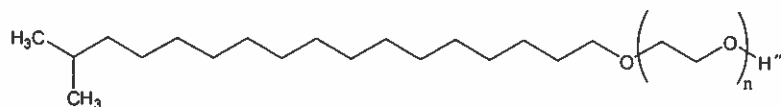
INCI Name	Molecular Weight
Isoceteth 5 (CAS No. 69364-63-2)	462.70
Isoceteth 7 (CAS No. 69364-63-2)	550.81
Isoceteth 10 (CAS No. 69364-63-2)	682.97
Isoceteth 12 (CAS No. 69364-63-2)	771.07
Isoceteth 15 (CAS No. 69364-63-2)	903.23
Isoceteth 20 (CAS No. 69364-63-2)	1123.49
Isoceteth 25 (CAS No. 69364-63-2)	1343.75
Isoceteth 30 (CAS No. 69364-63-2)	1564.02

Isosteareths (mixture of various branched 18 carbon chains with a variable PEG)

General Structure:



n = the average number of ethylene glycol units (eg, Isosteareth 6 is when $n = 6$); "iso" = a mixture of branched isomers, one example of which would be:

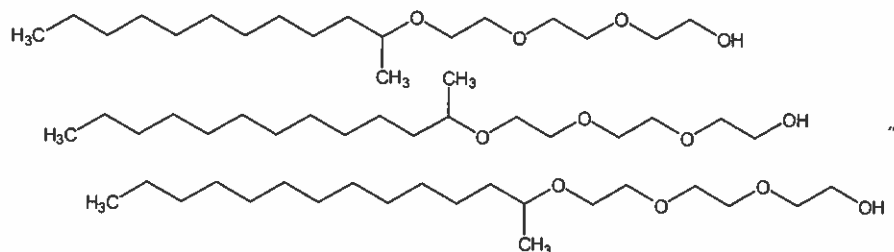


As these are mixtures of more than one isomer at unknown ratios, physical properties are not calculable.

INCI Name	Molecular Weight
Isosteareth 2 (CAS No. 52292-17-8)	358.60
Isosteareth 3 (CAS No. 52292-17-8)	402.65
Isosteareth 5 (CAS No. 52292-17-8)	490.76
Isosteareth 8 (CAS No. 52292-17-8)	622.91
Isosteareth 10 (CAS No. 52292-17-8)	711.02
Isosteareth 12 (CAS No. 52292-17-8)	799.12
Isosteareth 15 (CAS No. 52292-17-8)	931.28
Isosteareth 16 (CAS No. 52292-17-8)	975.33
Isosteareth 20 (CAS No. 52292-17-8)	1151.54
Isosteareth 22 (CAS No. 52292-17-8)	1239.65
Isosteareth 25 (CAS No. 52292-17-8)	1371.81
Isosteareth 50 (CAS No. 52292-17-8)	2473.12

sec-Pareths (mixture of variable length α -branched carbons chains with a variable PEG)

Structure Example: C12-14 sec-Pareth-3



As these are mixtures of more than one molecule at unknown ratios, molecular weights and physical properties are not calculable.

INCI Name	
C11-15 Sec-Pareth 12 (CAS No. 68131-40-8)	Molecular weight < 1000
C12-14 Sec-Pareth 3 (CAS No. 84133-50-6)	Molecular weight < 1000
C12-14 Sec-Pareth 5 (CAS No. 84133-50-6)	Molecular weight < 1000
C12-14 Sec-Pareth 7 (CAS No. 84133-50-6)	Molecular weight < 1000
C12-14 Sec-Pareth 8 (CAS No. 84133-50-6)	Molecular weight < 1000
C12-14 Sec-Pareth 9 (CAS No. 84133-50-6)	Molecular weight < 1000
C12-14 Sec-Pareth 12 (CAS No. 84133-50-6)	Molecular weight < 1000

(continued)

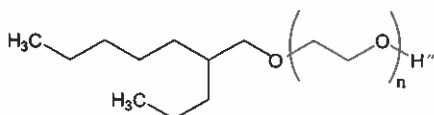
Table 3. (continued)

Methoxy PEG-n / PEG-n Methyl Ethers (a methyl group attached to a variable length PEG chain)

C12-14 Sec-Pareth 15 (CAS No. 84133-50-6)	Molecular weight < 1000
C12-14 Sec-Pareth 20 (CAS No. 84133-50-6)	Molecular weight ~ 1000
C12-14 Sec-Pareth 30 (CAS No. 84133-50-6)	Molecular weight > 1000
C12-14 Sec-Pareth 40 (CAS No. 84133-50-6)	Molecular weight > 1000
C12-14 Sec-Pareth 50 (CAS No. 84133-50-6)	Molecular weight > 1000

PEG Propylheptyl Ethers (3 carbon chains β -substituted 7 carbon chains with a variable PEG)

General Structure:

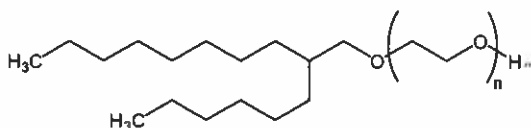


n = the average number of ethylene glycol units (eg, PEG-7 Propylheptyl Ether is when n = 7)

INCI Name	Molecular Weight	M.P. / B.P.	logK _{ow}
PEG-7 Propylheptyl Ether	466.65	201/502°C	1.79
PEG-8 Propylheptyl Ether	510.70	227/537°C	1.52

Hexyldeceths (6 carbon chains β -substituted (β -substituted) 10 carbon chains with a variable PEG)

General Structure:

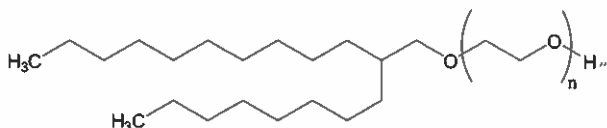


n = the average number of ethylene glycol units (eg, Hexyldeceth 2 is when n = 2)

INCI Name	Molecular Weight	M.P. / B.P.	logK _{ow}
Hexyldeceth 2 (CAS No. 52609-19-5)	330.55	125/395 °C	6.11
Hexyldeceth 20 (CAS No. 52609-19-5)	1123.49	-1030 °C	1.17

Octyldodeceths (8 carbon chains β -substituted 12 carbon chains with a variable PEG)

General Structure:

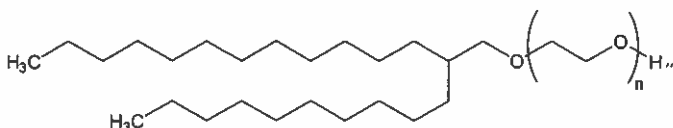


n = the average number of ethylene glycol units (eg, Octyldodeceth 2 is when n = 2)

INCI Name	Molecular Weight	M.P. / B.P.	logK _{ow}
Octyldodeceth 2 (CAS No. 32128-65-7)	386.65	161/441°C	8.08
Octyldodeceth 5 (CAS No. 32128-65-7)	518.81	227/547 °C	7.25
Octyldodeceth 10 (CAS No. 32128-65-7)	739.07	317/723 °C	5.88
Octyldodeceth 16 (CAS No. 32128-65-7)	1003.39	-935 °C	4.23
Octyldodeceth 20 (CAS No. 32128-65-7)	1179.60	-1076 °C	3.14
Octyldodeceth 25 (CAS No. 32128-65-7)	1399.86	-1252 °C	1.77
Octyldodeceth 30 (CAS No. 32128-65-7)	1620.12	-1429 °C	0.39

Decyltetradeceths (10 carbon chain β -substituted 14 carbon chains with a variable PEG)

General Structure:



n = the average number of ethylene glycol units (eg, Decyltetradeceth 15 is when n = 15)

(continued)

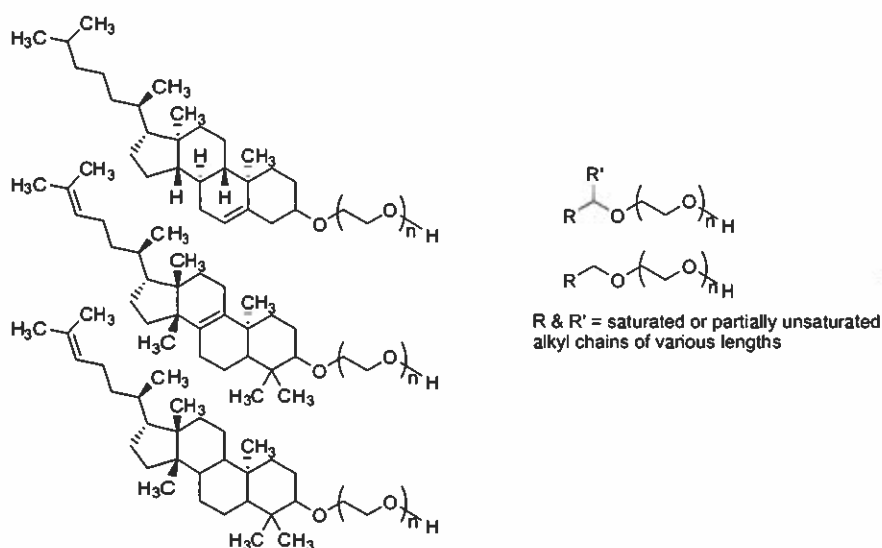
Table 3. (continued)**Methoxy PEG-*n* / PEG-*n* Methyl Ethers** (a methyl group attached to a variable length PEG chain)

INCI Name	Molecular Weight	M.P. / B.P.	logK _{ow}
Decyltetradeceth 5	574.92	256/594	9.22
Decyltetradeceth 10	795.18	339/770	7.85
Decyltetradeceth 15	1015.44	-/946	6.47
Decyltetradeceth 20	1235.70	-/1123	5.10
Decyltetradeceth 25	1455.97	-/1299	3.73
Decyltetradeceth 30	1676.23	-/1475	2.36

Sterol Containing PEG Ethers

Laneths (mixture of various length saturated and partially unsaturated, straight and branched alkyl chains; cholesterol; lanosterol; and dihydrolanosterol with a variable PEG)

General Structure:



n = the average number of ethylene glycol units (eg, Laneth 25 is when *n* = 25)

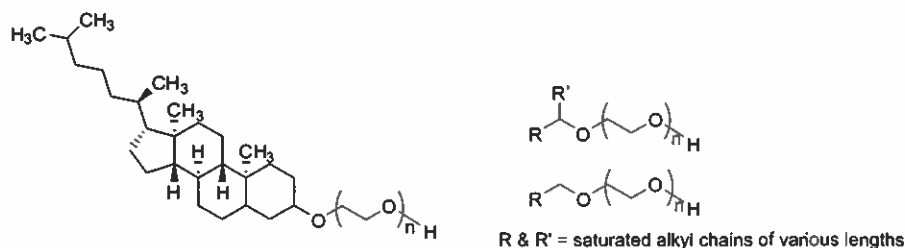
As these are mixtures of more than one molecule at unknown ratios, molecular weights and physical properties are not calculable.

INCI Name

Laneth 5 ^a (CAS No. 61791-20-6)	Molecular weight < 1000
Laneth 10 (CAS No. 61791-20-6)	Molecular weight < 1000
Laneth 15 (CAS No. 61791-20-6)	Molecular weight > 1000
Laneth 16 ^a (CAS No. 61791-20-6)	Molecular weight > 1000
Laneth 20 (CAS No. 61791-20-6)	Molecular weight > 1000
Laneth 25 ^a (CAS No. 61791-20-6)	Molecular weight > 1000
Laneth 40 (CAS No. 61791-20-6)	Molecular weight > 1000
Laneth 50 (CAS No. 61791-20-6)	Molecular weight > 1000
Laneth 60 (CAS No. 61791-20-6)	Molecular weight > 1000
Laneth 75 (CAS No. 61791-20-6)	Molecular weight > 1000

Hydrogenated Laneths (mixture of various length saturated alkyl chains and dihydrocholesterol with a variable PEG)

General Structure:



(continued)

Table 3. (continued)

Methoxy PEG-n / PEG-n Methyl Ethers (a methyl group attached to a variable length PEG chain)

n = the average number of ethylene glycol units (eg, Hydrogenated Laneth 5 is when n = 5)

As these are mixtures of more than one molecule at unknown ratios, molecular weights and physical properties are not calculable.

INCI Name

Hydrogenated Laneth 5

Molecular weight < 1000

Hydrogenated Laneth 20

Molecular weight > 1000

Hydrogenated Laneth 25

Molecular weight > 1000

Dialkyl PEG Ethers

Hydrogenated Dimer Dilinoleths and PEG-4 Distearyl Ether (variable PEG capped at each end with a saturated 18 carbon chains)

General Structure:

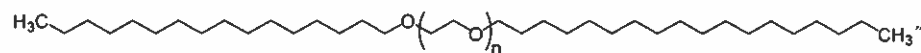


n = the average number of ethylene glycol units (eg, Hydrogenated Dimer Dilinoeth-60 is when n = 60; PEG-4 Distearyl Ether is when n = 4)

INCI Name	Molecular Weight	MP/BP	logK _{ow}
PEG-4 Distearyl Ether	699.18	294/673 °C	15.67
Hydrogenated Dimer Dilinoeth 20	1404.02	-1237 °C	11.28
Hydrogenated Dimer Dilinoeth 30	1844.55	-1599 °C	8.53
Hydrogenated Dimer Dilinoeth 40	2285.07	-1943 °C	5.79
Hydrogenated Dimer 60	3166.13	-/-	-
Hydrogenated Dimer Dilinoeth 80	4047.18	-/-	-

PEG Cetyl Stearyl Diether and Steareth 60 Cetyl Ether (variable PEG capped at one end with a saturated 18 carbon chains and at the other end with a saturated 16 carbon chains)

Structure:

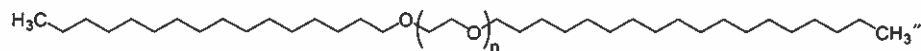


n = the average number of ethylene glycol units (eg, Steareth 60 Cetyl Ether is when n = 60)

As the number of ethylene glycol units present in PEG-Cetyl Stearyl Diether is unknown, molecular weight and physical properties are not calculable.

INCI Name	Molecular Weight	MP/BP	logK _{ow}
-----------	------------------	-------	--------------------

Structure:



n = the average number of ethylene glycol units (e.g., Steareth-60 Cetyl Ether is when n = 60)

As the number of ethylene glycol units present in PEG-Cetyl Stearyl Diether is unknown, molecular weight and physical properties are not calculable.

INCI Name	Molecular Weight	M.P. / B.P.	logK _{ow}
-----------	------------------	-------------	--------------------

PEG-Cetyl Stearyl Diether

-

-/-

-

Steareth-60 Cetyl Ether (CAS No. 9005-00-9)

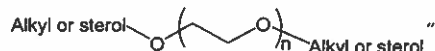
3138.07

-/-

-

PEG-4 Ditallow Ether (a 4-unit PEG independently capped at each end with one of a 14, 18, 18, Ω -9 unsaturated 18, Ω -6 unsaturated 18, or Ω -3 unsaturated 18 carbon chains) and **PEG-16 Cetyl/Oleyl/Stearyl/Lanolin Alcohol Ether** (a 16-unit PEG independently capped at each end with a variable length saturated or partially unsaturated alkyl chain, cholesterol, lanosterol or dihydrolanosterol)

General Structure:



n = the average number of ethylene glycol units (eg, PEG-16 Cetyl/Oleyl/Stearyl/Lanolin Alcohol Ether is when n = 16)

As these are mixtures of more than one molecule at unknown ratios, molecular weights and physical properties are not calculable.

INCI Name

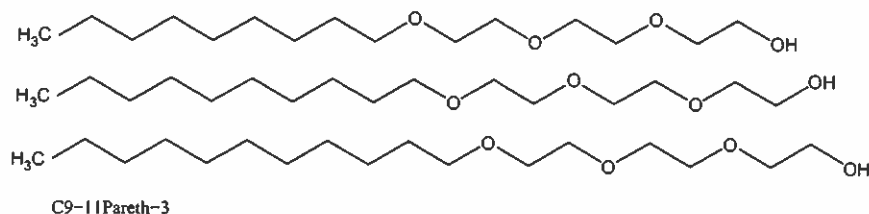
PEG-4 Ditallow Ether

Molecular weight < 1000

PEG-16 Cetyl/Oleyl/Stearyl/Lanolin Alcohol Ether

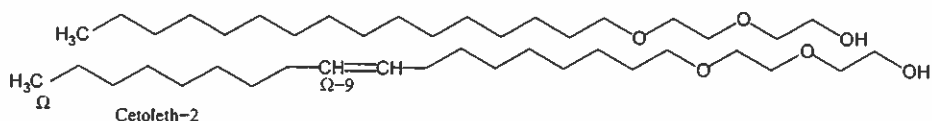
-

^a Indicates those ingredients previously assessed by the CIR Expert Panel.



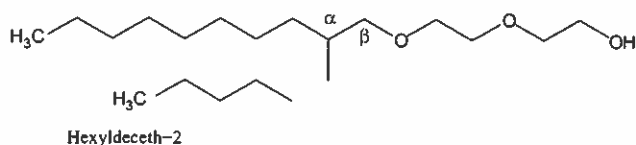
Partially unsaturated alkyl PEG ethers. Also included in this review are partially unsaturated straight chain ingredients. These include undecyleneth 6 (omega 1 [Ω -1] unsaturated 11 carbon chains with a 6-unit PEG); oleths (Ω -9 unsaturated 18 carbon chains with a variable PEG); cetoletths (mixture of 16 carbon chains and Ω -9 unsaturated 18 carbon chains with a variable PEG); coceths (mixture of 6, 8, 10, 12, 14, 18, Ω 9 unsaturated 18, Ω -6 unsaturated 18, and 20 carbon chains with

a variable PEG); palmeth 2 (mixture of 14, 16, 18, Ω -6 unsaturated 18, and Ω -6 unsaturated 18 carbon chains with a 2-unit PEG); talloweths (mixture of 14, 16, Ω -9 unsaturated 16, 18, Ω -9 unsaturated 18, Ω -6 unsaturated 18, and Ω -3 unsaturated 18 carbon chains with a variable PEG); and PEG jojoba alcohols (mixture of Ω -9 unsaturated 18, Ω -9 unsaturated 20, and Ω -9 unsaturated 22 carbon chains with a variable PEG). For example, cetoletth-2 is a mixture of ceteth 2 and oleth 2.



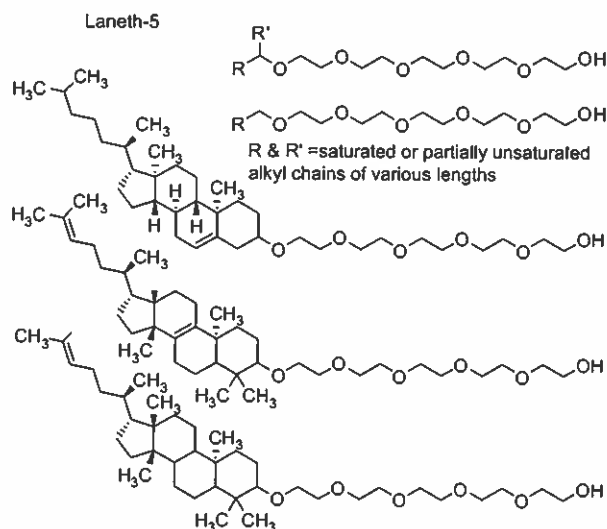
Although the above Ω -9 unsaturated chain is drawn with stereochemical ambiguity at the double bond, the *cis* isomer is actually more likely if the parent alcohol was obtained from natural sources.

Branched alkyl PEG ethers. Another structural variation within the ingredients of this review is branching. The branched ingredients included in this review are the isodeceths (mixture of various branched 10 carbon chains with a variable PEG); isolaureths (mixture of various branched 12 carbon chains with a variable PEG); isomyreths (mixture of various branched 14 carbon chains with a variable PEG); isoceteths (mixture of various branched 16 carbon chains with a variable PEG); isosteareths (mixture of various branched 18 carbon chains with a variable PEG); *sec*-pareths (mixture of variable length, alpha-branched [α -branched] carbons chains with a variable PEG); PEG propylheptyl ethers (3 carbon chains beta-substituted [β -substituted] 7 carbon chains with a variable PEG); hexyldeceths (6 carbon chains β -substituted 10 carbon chains with a variable PEG); octyldodeceths (8 carbon chains β -substituted 12 carbon chains with a variable PEG); and decyltetradeceths (10 carbon chains β -substituted 14 carbon chains with a variable PEG). For example, hexyldeceth 2 is as shown:



Sterol-containing PEG ethers. Another grouping of ingredients within this review contains PEG ethers of sterols. These ingredients consist of the laneths (mixture of various length saturated and partially unsaturated alkyl chains, cholesterol,

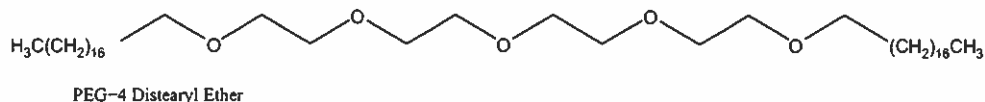
lanosterol, and dihydrolanosterol with a variable PEG) and the hydrogenated laneths (mixture of various length saturated alkyl chains and dihydrocholesterol with a variable PEG). For example, laneth 5 is as shown:



Dialkyl PEG ethers. The final grouping of ingredients within this review consists of dialkyl PEG ethers. Structurally, these ingredients consist of a PEG chain, capped at *each* end with an alkyl group. These ingredients include hydrogenated dimer dilinoletths and PEG-4 distearyl ether (2 INCI naming conventions that both mean a variable PEG capped at each end with a saturated 18 carbon chains); PEG cetyl stearyl diether and steareth 60 cetyl ether (2 INCI naming conventions that both mean a variable PEG capped at one end with a saturated 18-carbon chain and at the other end with a saturated 16-carbon chain); PEG-4 ditallow ether (a 4-unit PEG independently

capped at each end with one of a 14, 18, 18, Ω -9 unsaturated 18, Ω -6 unsaturated 18, or Ω -3 unsaturated 18 carbon chains); and PEG-16 cetyl/oleyl/stearyl/lanolin alcohol ether (a 16-unit PEG independently capped at each end with a variable length

saturated or partially unsaturated alkyl chain, cholesterol, lanosterol, or dihydrolanosterol). For example, PEG-4 distearyl ether is as shown:



Physical and Chemical Properties

The physical and chemical properties of the alkyl PEG ethers are summarized in Table 3.¹⁸ These ingredients range from viscous liquids to amorphous solids and from highly water soluble to highly lipid soluble.

Ultraviolet Absorption

While no ultraviolet (UV) absorption data were available, the ingredients included in this review would not be expected to have any meaningful UV absorption. None of these ingredients contain metals or halogens. Accordingly, the likelihood of any of these ingredients to absorb light within the UV spectrum, at a detectable molar absorptivity, is extremely low.

Method of Manufacture

Alkaline catalysis is by far the most common method of manufacture of alkyl PEG ethers, although acid catalysis is known.¹⁷ The initiation of the alkaline catalyzed synthesis of alkyl PEG ethers consists of the addition of ethylene oxide to a dry solution of the appropriate alcohol (eg, stearyl alcohol is used to synthesize steareths) with an alkali earth metal (eg, potassium hydroxide) or alkoxide (eg, sodium methoxide). The reaction continues to propagate (ie, continues to add additional units of ethylene glycol to the alcohol) until the available ethylene oxide is consumed and/or the reaction is terminated by the addition of an acid (eg, hydrochloric acid). Dioxane (1,4-diethylene dioxide; 1,4-dioxane) is commonly formed as a by-product. Finally, a finishing step is commonly employed via the addition of 1 or more oxidizing agents (eg, hydrogen peroxide) or antioxidants/stabilizers (eg, butylated hydroxytoluene [BHT] or α -tocopherol [vitamin E]).

Some of the ingredients in this report are derived from tallow. The CIR accepts the Food and Drug Administration (FDA) determination (21 CFR 700.27(a)), that prohibited cattle materials do not include tallow derivatives.

Impurities

PEG methyl ethers. Since PEG methyl ethers, or methoxy PEGs, are defined as having an average number of ethylene oxide units, they have the potential of containing toxicants, methoxyethanol and methoxydiglycol.²⁰ PEG-3 methyl ether has a purity of approximately 90% to 96% triethylene glycol monomethyl ether by volume; major impurities and/or

unreacted starting material include tetraethylene glycol monomethyl ether, diethylene glycol, methoxydiglycol, and triethylene glycol.²¹ Production samples of PEG-7 methyl ether typically contain a combined concentration of 0.02% to 0.05% of ethylene glycol and 0.1% of water.²² In past assessments, CIR has acknowledged the possible presence of 2 contaminants of concern: 1,4-dioxane and unreacted ethylene oxide (a gas), which are possible oxidation products in alkyl PEG ethers.²⁻⁴

Stability

Laureths. Samples of laureth 5 and laureth 8 were assayed for peroxide and formaldehyde content under various conditions.²² Production samples of laureth 3 and laureth 5 were subjected to 8 months of daylight and contact with air and resulted in impurities of formaldehyde as high as 3000 μ g/g (ie, 3000 ppm or 0.3%).^{23,24} However, these are not typical storage conditions.

In 4 newly opened samples of laureth 5, the formaldehyde content ranged from 0.4 to 6 μ g/g, while the peroxide content ranged from 0 to 11 mEqv/kg. In a newly opened sample of laureth 8, the formaldehyde content was 2 μ g/g, and the test for peroxide content was negative. Only a minor increase was seen when the products were refrigerated for 2 years, but surfactants are normally stored at room temperature; they generally become semisolid if stored in temperatures below their melting point. Autoxidation occurred in daylight and in darkness. One sample of undiluted laureth 5 had a formaldehyde content of 1289 μ g/g after 10 months of storage in the dark, and the test for peroxide content was positive. The highest formaldehyde and peroxide contents were observed in a sample of undiluted laureth 5 that was exposed to daylight for 8 months and was handled, that is stirred for 1 hour 4 \times /d, to simulate use conditions. In that sample, the formaldehyde content was 2950 μ g/g and the peroxide content was 1087 mEqv/kg.

Use

Cosmetic

Laureth 4, laureth 23, and the majority of the PEG alkyl ethers included in this review function as surfactants in cosmetics.²⁵ Generally, within each family, although there may be exceptions, the lower chain length ingredients mostly function as surfactant—emulsifying agents, and as the chain length increases, the ingredients function as surfactant—solubilizing

agents and/or surfactant—cleansing agents. Some of the ingredient families have other functions, in addition to being surfactants. The undeceths, laneths, and hydrogenated laneths also function as skin-conditioning agents, undecyleneth 6 is also a cosmetic biocide, the oleths are also fragrance ingredients, and the sec-pareths also function as emulsion stabilizers.

A few of the ingredients included in this rereview are not reported to function as surfactants at all. The PEG methyl ethers and methoxy PEGs function as solvents and humectants. The PEG propylheptyl ethers function as emulsion stabilizers, steareth 60 cetyl ether functions as a viscosity increasing agent, aqueous, and nonaqueous, and PEG-4 ditallow ether functions as a skin-conditioning agent, occlusive.

There are 369 ingredients named in this report. Of those, 61 have been reviewed previously, and 49 of those previously reviewed are currently in use. There are 99 ingredients being reviewed for the first time that are reported to be used. Currently 221 ingredients have no reported cosmetic use.

In 2010, according to data supplied to the FDA as part of the Voluntary Cosmetic Registration Program (VCRP), laureth 4 was used in 441 formulations and laureth 23 was used in 404 formulations.²⁶ The ingredients with the greatest frequency of use, according to VCRP data, are cetareth 20, with 955 uses; laureth 7, with 932 uses; and steareth 21, with 891 uses.

The Personal Care Products Council (the Council) conducted concentration of use surveys for the alkyl PEG ethers.^{27,28} According to these surveys, many of the ingredients included in this review are used at concentrations of <5%. The ingredient with the highest concentration of use is C12-13 par-eth 3, at 32% in a product that will be diluted and at 25% in dermal preparations. Laureth 4 and isoceteth 20 are used in leave on products at concentrations up to 21%, and steareth 20 is used in leave on products at up to 20%. The ingredients used at the highest concentration in formulations applied near the eye or that could possibly be ingested are, respectively, ceteth 9, which is used at 18% in eyeliners, and cetareth 10, which is used at 11% in lipsticks.

The frequencies and concentrations of use are summarized in Tables 4A and B. Table 4A includes current and historical information for all ingredients previously reviewed by CIR. (Some of these ingredients now have no reported uses.) Table 4B includes all previously unreviewed ingredients that have been identified as in use by either VCRP data²⁶ or the Council survey.²⁷ Table 4C is a listing of ingredients not reported to be used.

Many alkyl PEG ethers are used in products that may be inhaled, and the effects on the lungs that may be induced by aerosolized products containing this ingredient are of concern.

The aerosol properties that determine deposition in the respiratory system are particle size and density. The parameter most closely associated with deposition is the aerodynamic diameter, d_a , defined as the diameter of a sphere of unit density possessing the same terminal settling velocity as the particle in question. In humans, particles with an aerodynamic diameter of $\leq 10 \mu\text{m}$ are respirable. Particles with a d_a from 0.1 to $10 \mu\text{m}$

settle in the upper respiratory tract and particles with a $d_a < 0.1 \mu\text{m}$ settle in the lower respiratory tract.^{29,30}

Particle diameters of 60 to $80 \mu\text{m}$ and $\geq 80 \mu\text{m}$ have been reported for anhydrous hair sprays and pump hair sprays, respectively.³¹ In practice, aerosols should have at least 99% of their particle diameters in the 10 to $110 \mu\text{m}$ range and the mean particle diameter in a typical aerosol spray has been reported as $\sim 38 \mu\text{m}$.³² Therefore, most aerosol particles are deposited in the nasopharyngeal region and are not respirable.

In some previous safety assessments, such as that of cetareths,² it was concluded that ingredients that contained a PEG moiety should not be used on damaged skin because of potential increased dermal penetration of the PEG moiety and associated renal toxicity. Based on new data, the concern about increased PEG dermal penetration exists only for severely burned skin and not for abnormal skin seen in cases, for example, of atopic dermatitis. The need to avoid the use of PEG-containing medications is now well understood in the burn treatment community, and the caveat regarding the use of cosmetic products containing PEGs on damaged skin was removed for PEGs and PEG-containing ingredients.¹⁵

All of the ingredients included in this review are listed in the European Union (EU) inventory of cosmetic ingredients.³³ The SCCP opinion paper exists for laureth 9 and was initiated due to concern that laureth 9 has an anesthetic effect.¹⁹ While not restricted according to the EU, the SCCP concluded that laureth 9 does not pose a risk when used at $\leq 3\%$ in leave on products and $\leq 4\%$ in rinse off products. The information summarized in the SCCP paper was on alcohol ethoxylates analogous to laureth 9, but each compound was not clearly defined. Therefore, for the purpose of this CIR assessment, the information will be summarized under the subheading "Laureth 9," but the test product will be given as described in the SCCP paper that is, by the average alkyl chain length (C) and by the average alcohol ethoxylate number (AE), for example C₁₂₋₁₅AE₇.

Noncosmetic

Alkyl PEG ethers are especially useful as solvents for lacquers, paints, varnishes, dyes, inks, resins, cleaning formulations, and liquid soaps.³⁴ In addition, alkyl PEG ethers have utility as coupling solvents for a variety of chemical specialties, and they are used as intermediates in the production of plasticizers and other solvents. Laureths, ceteths, oleths, and talloweths are listed as indirect food additives.³⁵ PEG methyl ethers are frequently used in adhesives, lubricants, inks, soaps, and detergents.²¹ PEG methyl ethers are also used as components in hydraulic brake fluid.³⁶

Toxicokinetics

Oral Administration

Laureths

Nonhuman. Female Colworth Wistar rats (number not given) were used to determine the pharmacokinetics of compounds analogous to laureth 9.¹⁹ [¹⁴C]-labeled C₁₂AE₃, C₁₂AE₆, and

Table 4A. Current and Historical Frequency and Concentration of Use According to Duration and Type of Exposure—Previously Reviewed Ingredients

	Conc. of Use (%)			Conc. of Use (%)			Conc. of Use (%)			Conc. of Use (%)			Conc. of Use (%)			Conc. of Use (%)		
	# of Uses			# of Uses			# of Uses			# of Uses			# of Uses			# of Uses		
	1981 ¹	2010 ²⁶	1981 ¹	2010 ²⁶	1981 ¹	2010 ²⁶	1981 ¹	2010 ²⁶	1981 ¹	2010 ²⁶	1981 ¹	2010 ²⁶	1981 ¹	2010 ²⁶	1981 ¹	2010 ²⁶	1981 ¹	2010 ²⁶
Laureth 4																		
Totals ^a	202	441	≤ 25	0.0002-21	218	404	≤ 5	0.0002-8	NR	NR	NR	NR	NR	NR	NR	NR	NR	NR
Laureth 23																		
Duration of use																		
Leave On	134	236	≤ 10	0.002-21	52	197	≤ 5	0.003-3	NR	NR	NR	NR	NR	NR	NR	NR	NR	NR
Rinse Off	68	205	≤ 25	0.0002-12	166	207	≤ 5	0.0002-8	NR	NR	NR	NR	NR	NR	NR	NR	NR	NR
Ceteth 1																		
Exposure Type																		
Eye Area	86	40	0.1-5	0.007-4	2	12	1-5	0.003-0.09	NR	NR	NR	NR	NR	NR	NR	NR	NR	NR
Possible Ingestion	NR	NR	NR	0.02-0.2	NR	NR	NR	NR	NR	NR	NR	NR	NR	NR	NR	NR	NR	NR
Inhalation	2	7	≤ 0.1	NR	2	1	≤ 5	3	NR	NR	NR	NR	NR	NR	NR	NR	NR	NR
Dermal Contact	151	264	≤ 10	0.0002-21	60	147	≤ 5	0.0002-7	NR	NR	NR	NR	NR	NR	NR	NR	NR	NR
Deodorant (underarm)	15	9	0.1-10	0.8	10	15	0.1-5	0.4-2	NR	NR	NR	NR	NR	NR	NR	NR	NR	NR
Hair—NonColoring	28	145	≤ 10	0.01-4	147	145	≤ 5	0.008-8	NR	NR	NR	NR	NR	NR	NR	NR	NR	NR
Hair-coloring	21	30	0.1-25	0.04-6	6	107	≤ 5	0.04-2	NR	NR	NR	NR	NR	NR	NR	NR	NR	NR
Nail	2	NR	1-5	2-7	5	1	≤ 1	2	NR	NR	NR	NR	NR	NR	NR	NR	NR	NR
Mucous membrane	7	70	0.1-10	0.0002-2	9	10	≤ 5	0.0002-2	NR	NR	NR	NR	NR	NR	NR	NR	NR	NR
Bath products	8	15	0.1-10	8-12	3	2	0.1-1	NR	NR	NR	NR	NR	NR	NR	NR	NR	NR	NR
Baby products	NR	15	NR	NR	1	2	0.1-1	NR	NR	NR	NR	NR	NR	NR	NR	NR	NR	NR
Ceteth 3																		
Totals	NR	NR	NR	0.2	2	NR	NR	NR	NR	NR	NR	NR	NR	NR	NR	NR	NR	NR
Ceteth 5																		
Duration of use																		
Leave On	NR	NR	NR	NR	2	NR	NR	NR	NR	NR	NR	NR	NR	NR	NR	NR	NR	NR
Rinse Off	NR	NR	NR	0.2	NR	NR	NR	NR	NR	NR	NR	NR	NR	NR	NR	NR	NR	NR
Ceteth 6																		
Exposure Type																		
Eye Area	NR	NR	NR	NR	NR	NR	NR	NR	NR	NR	NR	NR	NR	NR	NR	NR	NR	NR
Possible Ingestion	NR	NR	NR	NR	NR	NR	NR	NR	NR	NR	NR	NR	NR	NR	NR	NR	NR	NR
Inhalation	NR	NR	NR	NR	NR	NR	NR	NR	NR	NR	NR	NR	NR	NR	NR	NR	NR	NR
Dermal Contact	NR	NR	NR	NR	2	NR	NR	NR	NR	NR	NR	NR	NR	NR	NR	NR	NR	NR
Deodorant (underarm)	NR	NR	NR	NR	NR	NR	NR	NR	NR	NR	NR	NR	NR	NR	NR	NR	NR	NR
Hair—Noncoloring	NR	NR	NR	0.2	NR	NR	NR	NR	NR	NR	NR	NR	NR	NR	NR	NR	NR	NR
Hair-coloring	NR	NR	NR	NR	NR	NR	NR	NR	NR	NR	NR	NR	NR	NR	NR	NR	NR	NR
Nail	NR	NR	NR	NR	NR	NR	NR	NR	NR	NR	NR	NR	NR	NR	NR	NR	NR	NR
Mucous Membrane	NR	NR	NR	NR	NR	NR	NR	NR	NR	NR	NR	NR	NR	NR	NR	NR	NR	NR
Bath Products	NR	NR	NR	NR	NR	NR	NR	NR	NR	NR	NR	NR	NR	NR	NR	NR	NR	NR
Baby Products	NR	NR	NR	NR	NR	NR	NR	NR	NR	NR	NR	NR	NR	NR	NR	NR	NR	NR

(continued)

Table 4A. (continued)

	# of Uses		Conc. of Use (%)		# of Uses		Conc. of Use (%)		# of Uses		Conc. of Use (%)		# of Uses		Conc. of Use (%)	
	1981 ¹	2010 ²⁶	1981 ¹	2010 ²⁸	1981 ¹	2010 ²⁶	1981 ¹	2010 ²⁸	1981 ¹	2010 ²⁶	1981 ¹	2010 ²⁸	1981 ¹	2010 ²⁶	1981 ¹	2010 ²⁸
Ceteth 12																
Totals	3	NR	NR	0.02	2	NR	NR	NR	NR	7	NR	2	18	9	5c	0.06-1
Ceteth 14																
Duration of Use																
Leave On	2	NR	NR	0.02	NR	NR	NR	NR	NR	1	NR	NR	13	7	NR	0.06
Rinse Off	1	NR	NR	NR	2	NR	NR	NR	NR	6	NR	2	5	2	5	0.5-1
Ceteth 15																
Exposure Type																
Eye Area	NR	NR	NR	NR	NR	NR	NR	NR	NR	NR	NR	NR	NR	NR	NR	NR
Possible Ingestion	NR	NR	NR	NR	NR	NR	NR	NR	NR	NR	NR	NR	NR	NR	NR	NR
Inhalation	NR	NR	NR	NR	NR	NR	NR	NR	NR	NR	NR	NR	NR	NR	NR	NR
Dermal Contact	1	NR	NR	0.02	2	NR	NR	NR	NR	1	NR	NR	11	7	NR	0.06
Deodorant (underarm)	NR	NR	NR	NR	NR	NR	NR	NR	NR	NR	NR	NR	2	NR	NR	0.06
Hair—Noncoloring	NR	NR	NR	NR	NR	NR	NR	NR	NR	2	NR	2	7	2	5	NR
Hair-coloring	2	NR	NR	NR	NR	NR	NR	NR	NR	3	NR	NR	NR	NR	NR	0.5-1
Nail	NR	NR	NR	NR	NR	NR	NR	NR	NR	NR	NR	NR	NR	NR	NR	NR
Mucous Membrane	NR	NR	NR	NR	1	NR	NR	NR	NR	NR	NR	NR	2	NR	NR	NR
Bath Products	NR	NR	NR	NR	NR	NR	NR	NR	NR	NR	NR	NR	1	NR	NR	NR
Baby Products	NR	NR	NR	NR	NR	NR	NR	NR	NR	NR	NR	NR	NR	NR	NR	NR
Ceteth 20																
Totals	114	220	25c	0.04-4	67	169	NR	NR	0.0009-2	1	1	NR	NR	NR	<1c	NR
Ceteth 24																
Duration of Use																
Leave On	43	145	25	0.2-3	42	117	NR	NR	0.05-2	NR	1	NR	NR	NR	NR	NR
Rinse Off	8	75	NR	0.04-4	25	52	NR	NR	0.0009-0.5	1	NR	NR	NR	NR	<1	NR
Ceteth 25																
Exposure Type																
Eye Area	NR	30	NR	0.3-0.9	3	3	NR	NR	0.05-0.2	NR	NR	NR	NR	NR	NR	NR
Possible Ingestion	NR	NR	NR	NR	1	NR	NR	NR	NR	NR	NR	NR	NR	NR	NR	NR
Inhalation	1	1	NR	2	5	NR	NR	NR	0.2	NR	NR	NR	NR	NR	NR	NR
Dermal Contact	54	190	NR	0.04-4	46	117	NR	NR	0.0009-2	1	1	NR	NR	NR	NR	NR
Deodorant (underarm)	1	2	NR	0.82	NR	NR	NR	NR	NR	NR	NR	NR	NR	NR	NR	NR
Hair—Noncoloring	46	28	NR	0.2-2	1	11	NR	NR	0.05-0.5	NR	NR	NR	NR	NR	<1	NR
Hair-coloring	9	NR	NR	NR	20	41	NR	NR	NR	NR	NR	NR	NR	NR	NR	NR
Nail	NR	1	NR	0.8	NR	NR	NR	NR	0.09	NR	NR	NR	NR	NR	NR	NR
Mucous Membrane	2	26	NR	0.04-4	NR	1	NR	NR	0.0009	NR	NR	NR	NR	NR	NR	NR
Bath Products	NR	NR	NR	NR	2	NR	NR	NR	NR	NR	NR	NR	NR	NR	NR	NR
Baby Products	1	NR	NR	NR	1	NR	NR	NR	NR	NR	NR	NR	NR	NR	NR	NR

(continued)

Table 4A. (continued)

	# of Uses		Conc. of Use (%)		# of Uses		Conc. of Use (%)		# of Uses		Conc. of Use (%)		# of Uses		Conc. of Use (%)	
	1981 ¹	2010 ²⁶	1981 ¹	2010 ²⁶	1981 ¹	2010 ²⁶	1981 ¹	2010 ²⁶	1981 ¹	2010 ²⁶	1981 ¹	2010 ²⁶	1981 ¹	2010 ²⁶	1981 ¹	2010 ²⁶
Ceteth 30																
Steareth 2																
Totals	2	1	NR	NR	107d	593	≤ 10d	0.008-10	NR	41	NR	0.02-3	NR	NR	NR	3
Steareth 4																
Duration of Use	NR	NR	NR	NR	NR	527	NR	0.1-5	NR	2	NR	0.02-1	NR	NR	NR	3
Leave On	NR	NR	NR	NR	NR	66	NR	0.008-10	NR	39	NR	0.1-3	NR	NR	NR	NR
Rinse Off	2	1	NR	NR	NR	66	NR	0.008-10	NR	39	NR	0.1-3	NR	NR	NR	NR
Steareth 6																
Exposure Type	NR	NR	NR	NR	NR	59	NR	0.2-3	NR	NR	NR	0.02	NR	NR	NR	NR
Eye Area	NR	NR	NR	NR	NR	2	NR	1-2	NR	NR	NR	NR	NR	NR	NR	NR
Possible Ingestion	NR	NR	NR	NR	NR	8	NR	0.8	NR	NR	NR	1	NR	NR	NR	NR
Inhalation	NR	NR	NR	NR	NR	545	NR	0.008-5	NR	38	NR	0.02-2	NR	NR	NR	NR
Dermal Contact	NR	NR	NR	NR	NR	58	NR	0.5-3	NR	NR	NR	NR	NR	NR	NR	NR
Deodorant (underarm)	2	NR	NR	NR	NR	32	NR	1-10	NR	3	NR	0.1-3	NR	NR	NR	3
Hair—Noncoloring	NR	1	NR	NR	NR	1	NR	0.8-3	NR	NR	NR	0.5	NR	NR	NR	NR
Hair-coloring	NR	NR	NR	NR	NR	2	NR	5	NR	NR	NR	0.06	NR	NR	NR	NR
Nail	NR	NR	NR	NR	NR	19	NR	0.008-3	NR	25	NR	0.1-2	NR	NR	NR	NR
Mucous Membrane	NR	NR	NR	NR	NR	NR	NR	NR	NR	9	NR	NR	NR	NR	NR	NR
Bath Products	NR	NR	NR	NR	NR	NR	NR	NR	NR	NR	NR	NR	NR	NR	NR	NR
Baby Products	NR	NR	NR	NR	NR	2	NR	4	NR	NR	NR	NR	NR	NR	NR	NR
Steareth 7																
Totals	NR	10	NR	NR	NR	49	NR e	0.5-4	NR e	2	NR e	NR	NR e	433	NR e	0.006-20
Steareth 10																
Duration of Use	NR	5	NR	NR	NR	46	NR	0.5-4	NR	2	NR	NR	NR	NR	NR	0.006-20
Leave On	NR	5	NR	NR	NR	3	NR	NR	NR	NR	NR	NR	NR	NR	NR	0.007-3
Rinse Off	NR	5	NR	NR	NR	3	NR	NR	NR	NR	NR	NR	NR	NR	NR	0.007-3
Steareth 15																
Exposure Type	NR	NR	NR	NR	NR	6	NR	0.5-2	NR	NR	NR	NR	NR	NR	NR	0.02-4
Eye Area	NR	NR	NR	NR	NR	NR	NR	NR	NR	NR	NR	NR	NR	NR	NR	NR
Possible Ingestion	NR	NR	NR	NR	NR	1	NR	NR	NR	1	NR	NR	NR	NR	NR	NR
Inhalation	NR	NR	NR	NR	NR	48	NR	0.5-4	NR	2	NR	NR	NR	NR	NR	0.006-8
Dermal Contact	NR	9	NR	NR	NR	NR	NR	NR	NR	1	NR	NR	NR	NR	NR	0.6-2
Deodorant (underarm)	NR	NR	NR	NR	NR	NR	NR	NR	NR	NR	NR	NR	NR	NR	NR	0.01-20
Hair—Noncoloring	NR	1	NR	NR	NR	NR	NR	NR	NR	NR	NR	NR	NR	NR	NR	3
Hair-coloring	NR	NR	NR	NR	NR	NR	NR	NR	NR	NR	NR	NR	NR	NR	NR	0.7-2
Nail	NR	NR	NR	NR	NR	NR	NR	NR	NR	NR	NR	NR	NR	NR	NR	0.007-2
Mucous Membrane	NR	NR	NR	NR	NR	NR	NR	NR	NR	NR	NR	NR	NR	NR	NR	NR
Bath Products	NR	NR	NR	NR	NR	NR	NR	NR	NR	NR	NR	NR	NR	NR	NR	NR
Baby Products	NR	1	NR	NR	NR	NR	NR	NR	NR	NR	NR	NR	NR	NR	NR	NR

(continued)

Table 4A. (continued)

	# of Uses		Conc. of Use (%)		# of Uses		Conc. of Use (%)		# of Uses		Conc. of Use (%)		# of Uses		Conc. of Use (%)	
	1981 ¹	2010 ²⁶	1981 ¹	2010 ²⁸	1981 ¹	2010 ²⁶	1981 ¹	2010 ²⁸	1981 ¹	2010 ²⁶	1981 ¹	2010 ²⁸	1981 ¹	2010 ²⁶	1981 ¹	2010 ²⁸
Ceteareth 2																
Totals	NR	NR	NR	2	1	10	5c	2	NR	1	NR	NR	20	24	10c	NR
Ceteareth 3																
Duration of Use	NR	NR	NR	NR	1	8	NR	2	NR	1	NR	NR	14	7	NR	NR
Leave On	NR	NR	NR	NR	NR	2	NR	NR	NR	NR	NR	NR	6	17	NR	NR
Rinse Off	NR	NR	NR	NR	NR	NR	NR	NR	NR	NR	NR	NR	NR	NR	NR	NR
Ceteareth 4																
Exposure Type	NR	NR	NR	NR	NR	NR	NR	NR	NR	NR	NR	NR	NR	NR	NR	NR
Eye Area	NR	NR	NR	NR	NR	NR	NR	NR	NR	NR	NR	NR	NR	NR	NR	NR
Possible Ingestion	NR	NR	NR	NR	NR	NR	NR	NR	NR	NR	NR	NR	NR	NR	NR	NR
Inhalation	NR	NR	NR	NR	NR	NR	NR	NR	NR	NR	NR	NR	NR	NR	NR	NR
Dermal Contact	NR	NR	NR	NR	1	9	NR	NR	NR	NR	NR	NR	12	5	NR	NR
Deodorant (underarm)	NR	NR	NR	NR	NR	NR	NR	NR	NR	NR	NR	NR	NR	NR	NR	NR
Hair—Noncoloring	NR	NR	NR	NR	NR	NR	NR	NR	NR	NR	NR	NR	NR	NR	NR	NR
Hair-coloring	NR	NR	NR	NR	NR	NR	NR	NR	NR	NR	NR	NR	NR	NR	NR	NR
Nail	NR	NR	NR	NR	NR	NR	NR	NR	NR	NR	NR	NR	NR	NR	NR	NR
Mucous Membrane	NR	NR	NR	NR	NR	NR	NR	NR	NR	NR	NR	NR	NR	NR	NR	NR
Bath Products	NR	NR	NR	NR	NR	NR	NR	NR	NR	NR	NR	NR	NR	NR	NR	NR
Baby Products	NR	NR	NR	NR	NR	NR	NR	NR	NR	NR	NR	NR	NR	NR	NR	NR
Ceteareth 5																
Totals	NR	NR	NR	2	1	10	5c	2	NR	1	NR	NR	20	24	10c	NR
Ceteareth 6																
Duration of Use	NR	NR	NR	NR	NR	NR	NR	NR	NR	NR	NR	NR	NR	NR	NR	NR
Leave On	NR	NR	NR	NR	NR	NR	NR	NR	NR	NR	NR	NR	NR	NR	NR	NR
Rinse Off	NR	NR	NR	NR	NR	NR	NR	NR	NR	NR	NR	NR	NR	NR	NR	NR
Ceteareth 7																
Exposure Type	NR	NR	NR	NR	NR	NR	NR	NR	NR	NR	NR	NR	NR	NR	NR	NR
Eye Area	NR	NR	NR	NR	NR	NR	NR	NR	NR	NR	NR	NR	NR	NR	NR	NR
Possible Ingestion	NR	NR	NR	NR	NR	NR	NR	NR	NR	NR	NR	NR	NR	NR	NR	NR
Inhalation	NR	NR	NR	NR	NR	NR	NR	NR	NR	NR	NR	NR	NR	NR	NR	NR
Dermal Contact	NR	NR	NR	NR	NR	NR	NR	NR	NR	NR	NR	NR	NR	NR	NR	NR
Deodorant (underarm)	NR	NR	NR	NR	NR	NR	NR	NR	NR	NR	NR	NR	NR	NR	NR	NR
Hair—Noncoloring	NR	NR	NR	NR	NR	NR	NR	NR	NR	NR	NR	NR	NR	NR	NR	NR
Hair-coloring	NR	NR	NR	NR	NR	NR	NR	NR	NR	NR	NR	NR	NR	NR	NR	NR
Nail	NR	NR	NR	NR	NR	NR	NR	NR	NR	NR	NR	NR	NR	NR	NR	NR
Mucous Membrane	NR	NR	NR	NR	NR	NR	NR	NR	NR	NR	NR	NR	NR	NR	NR	NR
Bath Products	NR	NR	NR	NR	NR	NR	NR	NR	NR	NR	NR	NR	NR	NR	NR	NR
Baby Products	NR	NR	NR	NR	NR	NR	NR	NR	NR	NR	NR	NR	NR	NR	NR	NR
Ceteareth 10																
Totals	9	36	25c	0.008-5	NR	NR	NR	0.2	29	2	5c	0.003-11	57	127	50c	0.02-4
Duration of Use	3	26	NR	0.008-0.8	NR	NR	NR	NR	3	1	NR	0.003-11	43	93	NR	0.02-2
Leave On	6	10	NR	2	NR	NR	NR	0.2	26	1	NR	0.5-2	14	34	NR	0.1-4
Rinse Off	NR	NR	NR	NR	NR	NR	NR	NR	NR	NR	NR	NR	NR	NR	NR	NR
Ceteareth 12																
Exposure Type	NR	NR	NR	NR	NR	NR	NR	NR	NR	NR	NR	NR	NR	NR	NR	NR
Eye Area	NR	NR	NR	NR	NR	NR	NR	NR	NR	NR	NR	NR	NR	NR	NR	NR
Possible Ingestion	NR	NR	NR	NR	NR	NR	NR	NR	NR	NR	NR	NR	NR	NR	NR	NR
Inhalation	NR	NR	NR	NR	NR	NR	NR	NR	NR	NR	NR	NR	NR	NR	NR	NR
Dermal Contact	NR	NR	NR	NR	NR	NR	NR	NR	NR	NR	NR	NR	NR	NR	NR	NR
Deodorant (underarm)	NR	NR	NR	NR	NR	NR	NR	NR	NR	NR	NR	NR	NR	NR	NR	NR
Hair—Noncoloring	NR	NR	NR	NR	NR	NR	NR	NR	NR	NR	NR	NR	NR	NR	NR	NR
Hair-coloring	NR	NR	NR	NR	NR	NR	NR	NR	NR	NR	NR	NR	NR	NR	NR	NR
Nail	NR	NR	NR	NR	NR	NR	NR	NR	NR	NR	NR	NR	NR	NR	NR	NR
Mucous Membrane	NR	NR	NR	NR	NR	NR	NR	NR	NR	NR	NR	NR	NR	NR	NR	NR
Bath Products	NR	NR	NR	NR	NR	NR	NR	NR	NR	NR	NR	NR	NR	NR	NR	NR
Baby Products	NR	NR	NR	NR	NR	NR	NR	NR	NR	NR	NR	NR	NR	NR	NR	NR

(continued)

Table 4A. (continued)

	# of Uses			Conc. of Use (%)			# of Uses			Conc. of Use (%)			# of Uses			Conc. of Use (%)		
	1981 ¹			1981 ¹			1981 ¹			1981 ¹			1981 ¹			1981 ¹		
	2010 ²⁶	2010 ²⁶	2010 ²⁸	2010 ²⁶	2010 ²⁶	2010 ²⁸	2010 ²⁶	2010 ²⁶	2010 ²⁸	2010 ²⁶	2010 ²⁶	2010 ²⁸	2010 ²⁶	2010 ²⁶	2010 ²⁸	2010 ²⁶	2010 ²⁶	2010 ²⁸
Cetareth 15																		
Totals	11	6	10	0.2-10	NR	NR	1	NR	NR	NR	NR	NR	452	955	10c	0.008-11		
Duration of Use																		
Leave On	2	5	3.5	0.2-10	NR	NR	1	NR	NR	NR	NR	NR	156	630	NR	NR	0.02-11	
Rinse Off	9	1	10	1-2	NR	NR	NR	NR	NR	NR	NR	NR	296	326	NR	NR	0.008-10	
Cetareth 16																		
Cetareth 17																		
Exposure Type																		
Eye Area	NR	NR	NR	NR	NR	NR	NR	NR	NR	NR	NR	NR	5	19	NR	NR	0.02-3	
Possible Ingestion	NR	NR	NR	NR	NR	NR	NR	NR	NR	NR	NR	NR	NR	NR	NR	NR	NR	
Inhalation	NR	NR	NR	NR	NR	NR	NR	NR	NR	NR	NR	NR	1	5	NR	NR	0.8	
Dermal Contact	2	5	1.35	1-4	NR	NR	1	NR	NR	NR	NR	NR	203	673	NR	NR	0.02-4	
Deodorant (underarm)	NR	NR	NR	NR	NR	NR	NR	NR	NR	NR	NR	NR	NR	16	NR	NR	0.5	
Hair—Noncoloring	1	1	10	0.2-10	NR	NR	NR	NR	NR	NR	NR	NR	136	166	NR	NR	0.008-11	
Hair-coloring	8	NR	NR	NR	NR	NR	NR	NR	NR	NR	NR	NR	112	113	NR	NR	0.3-10	
Nail	NR	NR	3.5	4	NR	NR	NR	NR	NR	NR	NR	NR	NR	1	NR	NR	3-5	
Mucous Membrane	NR	NR	NR	NR	NR	NR	NR	NR	NR	NR	NR	NR	2	6	NR	NR	0.2-3	
Bath Products	NR	NR	NR	NR	NR	NR	NR	NR	NR	NR	NR	NR	1	2	NR	NR	NR	
Baby Products	NR	NR	NR	NR	NR	NR	NR	NR	NR	NR	NR	NR	1	2	NR	NR	NR	
Cetareth 22																		
Totals	NR	NR	NR	1	NR	NR	3	NR	NR	NR	NR	NR	26	42	NR	NR	0.09-0.3	
Duration of Use																		
Leave On	NR	NR	NR	1	NR	NR	NR	NR	NR	NR	NR	NR	11	14	NR	NR	0.09-0.3	
Rinse Off	NR	NR	NR	NR	NR	NR	3	NR	NR	NR	NR	NR	15	28	NR	NR	NR	
Cetareth 23																		
Exposure Type																		
Eye Area	NR	NR	NR	NR	NR	NR	NR	NR	NR	NR	NR	NR	1	1	NR	NR	NR	
Possible Ingestion	NR	NR	NR	NR	NR	NR	NR	NR	NR	NR	NR	NR	NR	NR	NR	NR	NR	
Inhalation	NR	NR	NR	NR	NR	NR	NR	NR	NR	NR	NR	NR	NR	NR	NR	NR	NR	
Dermal Contact	NR	NR	NR	1	NR	NR	NR	NR	NR	NR	NR	NR	13	15	NR	NR	0.09-0.3	
Deodorant (underarm)	NR	NR	NR	NR	NR	NR	NR	NR	NR	NR	NR	NR	1	1	NR	NR	0.3	
Hair—Noncoloring	NR	NR	NR	NR	NR	NR	NR	NR	NR	NR	NR	NR	5	1	NR	NR	NR	
Hair-coloring	NR	NR	NR	NR	NR	NR	3	NR	NR	NR	NR	NR	8	26	NR	NR	NR	
Nail	NR	NR	NR	NR	NR	NR	NR	NR	NR	NR	NR	NR	NR	NR	NR	NR	NR	
Mucous Membrane	NR	NR	NR	NR	NR	NR	NR	NR	NR	NR	NR	NR	NR	NR	NR	NR	NR	
Bath Products	NR	NR	NR	NR	NR	NR	NR	NR	NR	NR	NR	NR	NR	NR	NR	NR	NR	
Baby Products	NR	NR	NR	NR	NR	NR	NR	NR	NR	NR	NR	NR	NR	NR	NR	NR	NR	

(continued)

Table 4A. (continued)

	# of Uses		Conc. of Use (%)		# of Uses		Conc. of Use (%)		# of Uses		Conc. of Use (%)		# of Uses		Conc. of Use (%)	
	1981 ¹	2010 ²⁶	1981 ¹	2010 ²⁸	1981 ¹	2010 ²⁶	1981 ¹	2010 ²⁸	1981 ¹	2010 ²⁶	1981 ¹	2010 ²⁸	1981 ¹	2010 ²⁶	1981 ¹	2010 ²⁸
Ceteareth 33																
Totals	5	82	NR	0.2-9	NR	44	NR	3-6	NR	5	NR	NR	37	37	NR	NR
Ceteareth 50																
Duration of Use																
Leave On	1	46	NR	0.2-8	NR	NR	NR	4	NR	NR	NR	NR	NR	NR	NR	NR
Rinse Off	4	36	NR	0.8-9	NR	44	NR	3-6	NR	5	NR	NR	37	37	NR	NR
Ceteareth 60																
Exposure Type																
Eye Area	NR	1	NR	NR	NR	NR	NR	NR	NR	NR	NR	NR	NR	NR	NR	NR
Possible Ingestion	NR	NR	NR	NR	NR	NR	NR	NR	NR	NR	NR	NR	NR	NR	NR	NR
Inhalation	NR	NR	NR	NR	NR	NR	NR	NR	NR	NR	NR	NR	NR	NR	NR	NR
Dermal Contact	1	49	NR	0.2-8	NR	NR	NR	4	NR	NR	NR	NR	NR	NR	NR	NR
Deodorant (underarm)	NR	NR	NR	1-5	NR	NR	NR	NR	NR	NR	NR	NR	NR	NR	NR	NR
Hair—Noncoloring	4	26	NR	0.8-9	NR	NR	NR	NR	NR	2	NR	NR	37	37	NR	NR
Hair-coloring	NR	7	NR	2	NR	44	NR	3-6	NR	3	NR	NR	NR	NR	NR	NR
Nail	NR	NR	NR	NR	NR	NR	NR	NR	NR	NR	NR	NR	NR	NR	NR	NR
Mucous Membrane	NR	NR	NR	NR	NR	NR	NR	NR	NR	NR	NR	NR	NR	NR	NR	NR
Bath Products	NR	NR	NR	NR	NR	NR	NR	NR	NR	NR	NR	NR	NR	NR	NR	NR
Baby Products	NR	NR	NR	NR	NR	NR	NR	NR	NR	NR	NR	NR	NR	NR	NR	NR
Oleth 2																
Totals	14	177	≤ 25c	0.1-18	11	34	NR	0.3-10	NR	NR	NR	1-4	26	174	NR	0.06-10
Duration of Use																
Leave On	5	25	≤ 25	0.1-10	6	23	NR	0.3-4	NR	NR	NR	NR	16	38	NR	0.3-10
Rinse Off	9	152	NR	0.2-18	5	11	NR	7-10	NR	NR	NR	1-4	10	136	NR	0.06-10
Oleth 3																
Exposure Type																
Eye Area	NR	NR	NR	NR	NR	NR	NR	0.4	NR	NR	NR	NR	NR	NR	NR	0.3
Possible Ingestion	NR	NR	NR	NR	NR	NR	NR	NR	NR	NR	NR	NR	NR	NR	NR	NR
Inhalation	NR	NR	NR	0.1-5	1	1	NR	NR	NR	NR	NR	NR	3	NR	NR	NR
Dermal Contact	6	17	NR	0.3-6	6	8	NR	0.3-7	NR	NR	NR	NR	17	14	NR	0.3-10
Deodorant (underarm)	NR	2	NR	0.4	NR	NR	NR	1	NR	NR	NR	NR	NR	NR	NR	NR
Hair—Noncoloring	8	14	≤ 25	0.1-10	5	20	NR	4	NR	NR	NR	1	9	36	NR	0.06-10
Hair-coloring	NR	146	NR	0.2-18	NR	6	NR	10	NR	NR	NR	4	NR	126	NR	NR
Nail	NR	NR	NR	NR	NR	NR	NR	NR	NR	NR	NR	NR	NR	NR	NR	3-4
Mucous Membrane	NR	NR	NR	NR	NR	NR	NR	NR	NR	NR	NR	NR	NR	NR	NR	NR
Bath Products	3	2	NR	6	NR	NR	NR	7	NR	NR	NR	NR	1	2	NR	10
Baby Products	NR	NR	NR	NR	NR	NR	NR	NR	NR	NR	NR	NR	NR	NR	NR	NR

(continued)

Table 4A. (continued)

	# of Uses		Conc. of Use (%)		# of Uses		Conc. of Use (%)		# of Uses		Conc. of Use (%)	
	1981 ¹		2010 ²⁶		1981 ¹		2010 ²⁶		1981 ¹		2010 ²⁶	
	1981 ¹	2010 ²⁶	1981 ¹	2010 ²⁶	1981 ¹	2010 ²⁶	1981 ¹	2010 ²⁶	1981 ¹	2010 ²⁶	1981 ¹	2010 ²⁶
Totals	8	NR	NR	NR	2	NR	NR	NR	97	370	25c	0.2-14
Duration of Use												
Leave On	NR	NR	NR	NR	NR	NR	NR	NR	48	57	NR	0.2-14
Rinse Off	8	NR	NR	NR	2	NR	NR	NR	49	313	NR	0.2-5
Exposure Type												
Eye Area	NR	NR	NR	NR	NR	NR	NR	NR	3	2	NR	0.5
Possible Ingestion	NR	NR	NR	NR	NR	NR	NR	NR	NR	NR	NR	NR
Inhalation	NR	NR	NR	NR	NR	NR	NR	NR	7	5	NR	4-6
Dermal Contact	NR	NR	NR	NR	2	NR	NR	NR	64	44	25	0.2-6
Deodorant (underarm)	NR	NR	NR	NR	NR	NR	NR	NR	NR	NR	NR	NR
Hair—Noncoloring	8	NR	NR	NR	NR	NR	NR	NR	12	115	25	0.3-14
Hair-coloring	NR	NR	NR	NR	NR	NR	NR	NR	21	213	NR	0.2-5
Nail	NR	NR	NR	NR	NR	NR	NR	NR	NR	NR	NR	NR
Mucous Membrane	NR	NR	NR	NR	NR	NR	NR	NR	1	6	NR	0.5-3
Bath Products	NR	NR	NR	NR	2	NR	NR	NR	1	1	NR	NR
Baby Products	NR	NR	NR	NR	NR	NR	NR	NR	NR	NR	NR	NR
Totals	3	NR	NR	NR	13	9	5c	0.03-0.8	321	246	25c	0.01-17
Duration of Use												
Leave On	3	NR	NR	NR	9	7	NR	0.03-0.5	205	146	25	0.1-17
Rinse Off	NR	NR	NR	NR	4	2	NR	0.8	116	100	NR	0.01-6
Exposure Type												
Eye Area	2	NR	NR	NR	NR	NR	NR	NR	2	6	NR	2
Possible Ingestion	NR	NR	NR	NR	NR	NR	NR	NR	NR	NR	NR	0.2
Inhalation	NR	NR	NR	NR	NR	NR	NR	NR	5	3	25	NR
Dermal Contact	3	NR	NR	NR	5	7	NR	0.03-0.06	91	104	25	0.1-4
Deodorant (underarm)	1	NR	NR	NR	NR	NR	NR	0.06	1	12	NR	0.9-3
Hair—Noncoloring	NR	NR	NR	NR	8	2	NR	NR	225	139	NR	0.01-17
Hair-coloring	NR	NR	NR	NR	NR	NR	NR	0.8	4	3	NR	1
Nail	NR	NR	NR	NR	NR	NR	NR	NR	1	NR	NR	4
Mucous Membrane	NR	NR	NR	NR	NR	NR	NR	NR	4	22	NR	4
Bath Products	NR	NR	NR	NR	1	NR	NR	NR	3	2	NR	NR
Baby Products	NR	NR	NR	NR	NR	NR	NR	0.03	4	NR	NR	NR

(continued)

Table 4A. (continued)

	# of Uses		Conc. of Use (%)		# of Uses		Conc. of Use (%)		# of Uses		Conc. of Use (%)			
	1981 ¹	2010 ²⁶	1981 ¹	2010 ²⁸	1981 ¹	2010 ²⁶	1981 ¹	2010 ²⁸	1981 ¹	2010 ²⁶	1981 ¹	2010 ²⁸		
Totals	200	213	NR	NR	NR	NR	NR	NR	46	44	40	17	≤ 5	0.08-2
Duration of Use														
Leave On	18	1	NR	NR	NR	NR	NR	NR	12	2	22	14	≤ 5	0.08
Rinse Off	182	212	NR	NR	NR	NR	NR	NR	34	42	18	3	≤ 5	0.7-2
Exposure Type														
Eye Area	NR	NR	NR	NR	NR	NR	NR	NR	NR	NR	NR	1	NR	NR
Possible Ingestion	NR	NR	NR	NR	NR	NR	NR	NR	NR	NR	NR	NR	NR	NR
Inhalation	17	NR	NR	NR	NR	NR	NR	NR	1	NR	6	NR	≤ 5	NR
Dermal Contact	1	1	NR	NR	NR	NR	NR	NR	13	3	26	14	≤ 5	0.08
Deodorant (underarm)	NR	NR	NR	NR	NR	NR	NR	NR	NR	NR	2	NR	0.1-5	0.08
Hair—Noncoloring	NR	NR	NR	NR	NR	NR	NR	NR	2	NR	12	2	≤ 5	NR
Hair-coloring	199	212	NR	NR	NR	NR	NR	NR	31	41	1	NR	1-5	0.7-2
Nail	NR	NR	NR	NR	NR	NR	NR	NR	NR	NR	NR	NR	NR	NR
Mucous Membrane	NR	NR	NR	NR	NR	NR	NR	NR	NR	NR	NR	NR	NR	NR
Bath Products	NR	NR	NR	NR	NR	NR	NR	NR	NR	1	2	NR	0.1-5	NR
Baby Products	NR	NR	NR	NR	NR	NR	NR	NR	NR	NR	3	NR	0.1-5	NR
									NR	NR	NR	NR	NR	NR

(continued)

Table 4A. (continued)

	# of Uses		Conc. of Use (%)	
	1976 ^s	2010 ²⁵	1976 ^s	2010 ²⁷
Laneth-25				
Totals	9	3	0.1-10	NR
Duration of Use				
Leave On	6	3	0.1-10	NR
Rinse Off	3	NR	0.1-5	NR
Exposure Type				
Eye Area	NR	NR	NR	NR
Possible Ingestion	NR	NR	NR	NR
Inhalation	5	NR	1-5	NR
Dermal Contact	7	3	0.1-10	NR
Deodorant (underarm)	NR	NR	NR	NR
Hair—Noncoloring	2	NR	0.1-5	NR
Hair-coloring	NR	NR	NR	NR
Nail	NR	NR	NR	NR
Mucous Membrane	NR	NR	NR	NR
Bath Products	1	NR	1-5	NR
Baby Products	NR	NR	NR	NR

Abbreviation: NR, not reported to be used.

^a Because each ingredient may be used in cosmetics with multiple exposure types, the sum of all exposure types may not equal the sum of total uses.

^b This ingredient had concentration of use information listed in the original report, but it was not then and is not now listed in the International Cosmetic Ingredient Dictionary and Handbook.

^c Only the maximum concentration was specified in the original report.

^d Information on use per category not specified in the original report.

^e Use indicated in original report but included in combination with other ingredients and not given individually.

^f This ingredient was reported to be used in the original report but now has no reported use.

Table 4B. Frequency and Concentration of Use According to Duration and type of Exposure—Newly Reviewed Ingredients

	Laureth 1			Laureth 2			Laureth 3			Laureth 5			Laureth 6			Laureth 7		
	# of Uses ²⁶	Conc of Use (%) ²⁷	# of Uses ²⁶	Conc of Use (%) ²⁷	# of Uses ²⁶	Conc of Use (%) ²⁷	# of Uses ²⁶	Conc of Use (%) ²⁷	# of Uses ²⁶	Conc of Use (%) ²⁷	# of Uses ²⁶	Conc of Use (%) ²⁷	# of Uses ²⁶	Conc of Use (%) ²⁷	# of Uses ²⁶	Conc of Use (%) ²⁷	# of Uses ²⁶	Conc of Use (%) ²⁷
Totals ^a	1	7-15	176	0.005-9	97	0.0004-20	NR	0.0002	2	6-8	932	0.001-4						
Duration of Use																		
Leave On	NR	NR	9	0.005-7	33	0.02-0.8	NR	0.0002	NR	NR	853	0.001-4						
Rinse Off	1	7-15	167	0.2-9	64	0.0004-20	NR	NR	2	6-8	79	0.2-2						
Exposure Type																		
Eye Area	NR	NR	NR	0.2	NR	NR	NR	NR	NR	NR	70	0.02-0.4						
Possible Ingestion	NR	NR	NR	0.005	NR	NR	NR	NR	NR	NR	NR	0.05-0.4						
Inhalation	NR	NR	NR	0.8	NR	NR	NR	NR	NR	NR	5	NR						
Dermal Contact	NR	7	76	0.005-7	55	0.0004-0.8	NR	NR	NR	NR	828	0.01-4						
Deodorant (underarm)	NR	NR	NR	NR	NR	NR	NR	NR	NR	NR	1	NR						
Hair—Noncoloring	NR	12	43	0.6-5	14	0.5-1	NR	0.0002	1	NR	91	0.047-2						
Hair-Coloring	1	15	57	0.2-9	28	2-20	NR	NR	1	NR	8	0.2-0.3						
Nail	NR	NR	NR	NR	1	NR	NR	NR	NR	NR	4	0.02-0.1						
Mucous Membrane	NR	NR	41	0.5-0.9	4	0.02	NR	NR	NR	NR	4	0.02-0.2						
Bath Products	NR	NR	7	NR	19	NR	NR	NR	NR	NR	5	NR						
Baby Products	NR	NR	2	NR	NR	NR	NR	NR	NR	NR	7	NR						
Laureth 8																		
Totals	NR	0.05-8	110	0.0003-2	71	0.05-8	17	2-5	241	0.02-6	1	NR						
Duration of Use																		
Leave On	NR	0.05-0.2	23	0.0003-1	5	0.4-0.5	6	2	10	0.02-2	NR	NR						
Rinse Off	NR	6-8	87	0.006-2	66	0.05-8	11	5	231	0.3-6	1	NR						
Exposure Type																		
Eye Area	NR	0.08	NR	1	NR	NR	NR	NR	NR	0.05-0.06	NR	NR						
Possible Ingestion	NR	NR	NR	NR	NR	NR	NR	NR	NR	NR	NR	NR						
Inhalation	NR	NR	1	0.3	1	NR	NR	NR	NR	NR	NR	NR						
Dermal Contact	NR	0.05-8	6	0.3-1	43	0.05-8	NR	2	29	0.02-6	1	NR						
Deodorant (underarm)	NR	NR	NR	NR	NR	NR	NR	NR	NR	NR	NR	NR						
Hair—Noncoloring	NR	NR	100	0.0003-2	27	0.09-5	17	5	10	0.3-3	NR	NR						
Hair-coloring	NR	NR	4	NR	1	NR	NR	NR	202	1-5	NR	NR						
Nail	NR	NR	NR	NR	NR	NR	NR	NR	NR	NR	NR	NR						
Mucous Membrane	NR	6-8	2	NR	14	0.05-8	NR	NR	18	6	1	NR						
Bath Products	NR	NR	2	NR	10	NR	NR	NR	1	NR	NR	NR						
Baby Products	NR	NR	NR	NR	2	NR	NR	NR	NR	NR	NR	NR						

(continued)

Table 4B. (continued)

	Laureth 16			Laureth 20			Laureth 21			Laureth 25			Laureth 30			Beheneth 10		
	# of Uses ²⁶	Conc of Use (%) ²⁷	# of Uses ²⁶	Conc of Use (%) ²⁷	# of Uses ²⁶	Conc of Use (%) ²⁷	# of Uses ²⁶	Conc of Use (%) ²⁷	# of Uses ²⁶	Conc of Use (%) ²⁷	# of Uses ²⁶	Conc of Use (%) ²⁷	# of Uses ²⁶	Conc of Use (%) ²⁷	# of Uses ²⁶	Conc of Use (%) ²⁷		
Totals	12	3	6	0.0008-5	14	0.003-0.6	4	0.03-3	3	0.02-0.3	13	0.5-5						
Duration of Use																		
Leave On	NR	NR	6	0.0008-0.06	14	0.003-0.6	NR	3	0.03-0.2	3	0.02-0.3	8	0.5-4					
Rinse Off	12	3	NR	5	NR	NR	4	NR	NR	NR	5	5						
Exposure Type																		
Eye Area	NR	NR	4	0.02-0.06	13	0.003-0.6	NR	3	NR	2	0.02-0.3	NR	5					
Possible Ingestion	NR	NR	NR	NR	NR	0.03	NR	NR	NR	NR	NR	NR	NR					
Inhalation	NR	NR	NR	NR	NR	NR	NR	NR	NR	NR	NR	NR	NR					
Dermal Contact	NR	NR	2	0.0008-0.05	4	0.003-0.6	NR	3	0.07-0.3	11	0.5-5							
Deodorant (underarm)	NR	NR	NR	NR	NR	NR	NR	NR	NR	NR	NR	NR	NR					
Hair—Noncoloring	12	3	NR	5	NR	NR	4	0.03-0.2	NR	NR	2	4						
Hair-coloring	NR	NR	NR	NR	NR	NR	NR	NR	NR	NR	NR	NR	NR					
Nail	NR	NR	NR	NR	NR	NR	NR	NR	NR	NR	NR	NR	NR					
Mucous Membrane	NR	NR	NR	NR	NR	NR	NR	NR	NR	NR	2	NR	NR					
Bath Products	NR	NR	NR	NR	NR	NR	NR	NR	NR	NR	NR	NR	NR					
Baby Products	NR	NR	NR	NR	NR	NR	NR	NR	NR	NR	NR	NR	NR					
Totals																		
Beheneth 20			Beheneth 25			Beheneth 30			Deceth 3			Deceth 5			Deceth 7			
9	0.7-2	17	1-3	6	0.2-3	235	NR	74	NR	6	1							
Duration of Use																		
Leave On	9	0.7-2	17	1-3	6	0.3-3	NR	NR	NR	3	1							
Rinse Off	NR	NR	NR	1	NR	0.2	235	NR	74	NR	3	1						
Exposure Type																		
Eye Area	3	0.7	2	3	3	1-3	NR	NR	NR	NR	NR	NR	NR					
Possible Ingestion	NR	NR	NR	NR	NR	NR	NR	NR	NR	NR	NR	NR	NR					
Inhalation	NR	NR	NR	NR	NR	NR	NR	NR	NR	NR	2	NR	NR					
Dermal Contact	9	0.7-2	17	1-3	4	0.3-3	NR	NR	NR	NR	3	1	NR					
Deodorant (underarm)	NR	NR	NR	NR	NR	NR	NR	NR	NR	NR	NR	NR	NR					
Hair—Noncoloring	NR	NR	NR	NR	1	NR	NR	NR	NR	NR	NR	NR	NR					
Hair-coloring	NR	NR	NR	NR	1	NR	NR	NR	NR	NR	NR	NR	NR					
Nail	NR	NR	NR	NR	NR	0.2	NR	NR	NR	NR	NR	NR	NR					
Mucous Membrane	NR	NR	NR	NR	NR	NR	NR	NR	NR	NR	NR	NR	NR					
Bath Products	NR	NR	NR	NR	NR	NR	NR	NR	NR	NR	3	NR	NR					
Baby Products	NR	NR	NR	NR	NR	NR	NR	NR	NR	NR	NR	NR	NR					

Continued

(continued)

Table 4B. (continued)

	Deceth 8			Deceth 9			Myreth 3			Myreth 4			Myreth 10			Steareth 16		
	# of Uses ²⁶	Conc of Use (%) ²⁷	# of Uses ²⁶	Conc of Use (%) ²⁷	# of Uses ²⁶	Conc of Use (%) ²⁷	# of Uses ²⁶	Conc of Use (%) ²⁷	# of Uses ²⁶	Conc of Use (%) ²⁷	# of Uses ²⁶	Conc of Use (%) ²⁷	# of Uses ²⁶	Conc of Use (%) ²⁷	# of Uses ²⁶	Conc of Use (%) ²⁷	# of Uses ²⁶	Conc of Use (%) ²⁷
Totals	5	NR	NR	18-23	NR	3	NR	0.02-0.4	2	NR	2	NR	9	0.2-1				
Duration of Use																		
Leave On	3	NR	NR	18	NR	3	NR	0.02-0.4	2	NR	7	NR	0.2					
Rinse Off	2	NR	NR	23	NR	NR	NR	NR	NR	NR	2	NR	0.4-1					
Exposure Type																		
Eye Area	NR	NR	NR	18	NR	NR	NR	NR	NR	NR	NR	NR	NR	NR	NR	NR	NR	NR
Possible Ingestion	NR	NR	NR	NR	NR	NR	NR	NR	NR	NR	NR	NR	NR	NR	NR	NR	NR	NR
Inhalation	NR	NR	NR	NR	NR	NR	NR	0.02-0.4	NR	NR	NR	NR	NR	NR	NR	NR	NR	NR
Dermal Contact	5	NR	NR	NR	NR	3	NR	NR	2	NR	7	NR	0.2					
Deodorant	NR	NR	NR	NR	NR	NR	NR	NR	NR	NR	NR	NR	NR	NR	NR	NR	NR	NR
(underarm)																		
Hair—Noncoloring	NR	NR	NR	NR	NR	NR	NR	NR	NR	NR	2	NR	NR					
Hair-coloring	NR	NR	NR	23	NR	NR	NR	NR	NR	NR	NR	NR	0.4-1					
Nail	NR	NR	NR	NR	NR	NR	NR	NR	NR	NR	NR	NR	NR	NR	NR	NR	NR	NR
Mucous Membrane	NR	NR	NR	NR	NR	NR	NR	NR	NR	NR	NR	NR	NR	NR	NR	NR	NR	NR
Bath Products	NR	NR	NR	NR	NR	NR	NR	NR	NR	NR	NR	NR	NR	NR	NR	NR	NR	NR
Baby Products	NR	NR	NR	NR	NR	NR	NR	NR	NR	NR	NR	NR	NR	NR	NR	NR	NR	NR
Totals																		
Steareth 21			Steareth 25			Steareth 30			Steareth 33 ^b			Steareth 50			Steareth 100			
891	0.01-7	6	0.3-2	7	0.5	1	NR	NR	NR	NR	4	51	0.02-6					
Duration of Use																		
Leave On	379	0.01-7	6	0.3-2	2	NR	NR	NR	NR	NR	43	0.3-6						
Rinse Off	512	0.04-5	NR	NR	5	0.5	1	NR	NR	NR	8	0.02-0.5						
Exposure Type																		
Eye Area	43	0.4-2	NR	NR	NR	NR	NR	NR	NR	NR	1	0.3-1						
Possible Ingestion	1	0.5-1	NR	NR	NR	NR	NR	NR	NR	NR	NR	NR	NR	NR	NR	NR	NR	NR
Inhalation	3	2	NR	NR	NR	NR	NR	NR	NR	NR	NR	NR	NR	NR	NR	NR	NR	NR
Dermal Contact	399	0.04-4	6	0.3-2	6	NR	1	NR	NR	NR	47	0.02-6						
Deodorant	19	0.8-2	NR	NR	NR	NR	NR	NR	NR	NR	17	2-6						
(underarm)																		
Hair—Noncoloring	104	<1-7	NR	NR	1	0.5	NR	NR	NR	NR	3	2						
Hair-coloring	388	0.5-5	NR	NR	NR	NR	NR	NR	NR	NR	1	0.3						
Nail	1	0.01-1	NR	NR	NR	NR	NR	NR	NR	NR	NR	NR	NR	NR	NR	NR	NR	NR
Mucous Membrane	6	0.04-2	NR	NR	NR	NR	NR	NR	NR	NR	NR	0.5						
Bath Products	3	NR	NR	NR	NR	NR	NR	NR	NR	NR	NR	0.02						
Baby Products	NR	NR	NR	NR	NR	NR	NR	NR	NR	NR	NR	NR	NR	NR	NR	NR	NR	NR

(continued)

Table 4B. (continued)

	Stearth 200			Trideceth 3			Trideceth 5			Trideceth 6			Trideceth 7			Trideceth 8		
	# of Uses ²⁶	Conc of Use (%) ²⁷	# of Uses ²⁶	Conc of Use (%) ²⁷	# of Uses ²⁶	Conc of Use (%) ²⁷	# of Uses ²⁶	Conc of Use (%) ²⁷	# of Uses ²⁶	Conc of Use (%) ²⁷	# of Uses ²⁶	Conc of Use (%) ²⁷	# of Uses ²⁶	Conc of Use (%) ²⁷	# of Uses ²⁶	Conc of Use (%) ²⁷		
Totals	NR	1	19	4	12	0.2-0.9	189	0.008-6	2	NR	NR	NR	NR	NR	NR	0.1		
Duration of Use																		
Leave On	NR	NR	5	NR	NR	0.9	88	0.008-0.5	2	NR	NR	NR	NR	NR	NR	0.1		
Rinse Off	NR	1	14	4	12	0.2-0.9	90	0.1-6	NR	NR	NR	NR	NR	NR	NR	NR		
Exposure Type																		
Eye Area	NR	NR	NR	NR	NR	NR	1	NR	NR	NR	NR	NR	NR	NR	NR	NR		
Possible Ingestion	NR	NR	NR	NR	NR	NR	NR	NR	NR	NR	NR	NR	NR	NR	NR	NR		
Inhalation	NR	NR	NR	NR	NR	NR	2	0.06	NR	NR	NR	NR	NR	NR	NR	NR		
Dermal Contact	NR	1	11	4	NR	NR	93	0.06-5	2	NR	NR	NR	NR	NR	NR	0.1		
Deodorant	NR	NR	NR	NR	NR	NR	NR	NR	NR	NR	NR	NR	NR	NR	NR	NR		
(underarm)																		
Hair—Noncoloring	NR	NR	8	NR	11	NR	82	0.1-6	NR	NR	NR	NR	NR	NR	NR	NR		
Hair-coloring	NR	NR	NR	NR	1	0.2-0.9	14	5	NR	NR	NR	NR	NR	NR	NR	NR		
Nail	NR	NR	NR	NR	NR	NR	NR	0.008-0.08	NR	NR	NR	NR	NR	NR	NR	NR		
Mucous Membrane	NR	NR	10	4	NR	NR	2	NR	NR	NR	NR	NR	NR	NR	NR	NR		
Bath Products	NR	NR	NR	NR	NR	NR	NR	NR	NR	NR	NR	NR	NR	NR	NR	NR		
Baby Products	NR	NR	NR	NR	NR	NR	NR	0.5	NR	NR	NR	NR	NR	NR	NR	NR		
Trideceth 9																		
Trideceth 9			Trideceth 10			Trideceth 12			Undeceth 3			Undeceth 5			Undeceth 11			
Totals	135	0.00001-13	36	0.06-3	601	0.005-2	79	37	23	0.02-0.2	23	0.04	NR	NR	NR	0.04		
Duration of Use																		
Leave On	79	0.002-8	17	0.06-0.5	195	0.006-0.5	NR	NR	7	0.02-0.2	7	0.04	NR	NR	NR	NR		
Rinse Off	56	0.00001-13	19	0.1-3	406	0.005-2	79	37	16	NR	16	NR	NR	NR	NR	NR		
Exposure Type																		
Eye Area	2	NR	NR	NR	NR	NR	NR	NR	NR	NR	NR	NR	NR	NR	NR	NR		
Possible Ingestion	NR	NR	NR	NR	NR	NR	NR	NR	NR	NR	NR	NR	NR	NR	NR	NR		
Inhalation	5	4	NR	NR	1	0.02-0.08	NR	NR	NR	NR	NR	NR	NR	NR	NR	NR		
Dermal Contact	92	0.0003-13	8	0.006-3	4	0.005-0.5	NR	NR	NR	NR	NR	NR	NR	NR	NR	NR		
Deodorant	1	NR	NR	NR	NR	NR	NR	NR	NR	NR	NR	NR	NR	NR	NR	NR		
(underarm)																		
Hair—Noncoloring	43	0.00001-1	28	0.1-0.5	506	0.006-2	NR	NR	21	0.02-0.2	21	0.04	NR	NR	NR	NR		
Hair-coloring	NR	NR	NR	NR	91	0.06-0.3	79	37	1	NR	1	NR	NR	NR	NR	NR		
Nail	NR	NR	NR	NR	NR	NR	NR	NR	NR	NR	NR	NR	NR	NR	NR	NR		
Mucous Membrane	17	NR	NR	NR	NR	NR	NR	NR	NR	NR	NR	NR	NR	NR	NR	NR		
Bath Products	2	NR	NR	NR	NR	NR	NR	NR	NR	NR	NR	NR	NR	NR	NR	NR		
Baby Products	1	NR	NR	NR	NR	0.2	NR	NR	NR	NR	NR	NR	NR	NR	NR	NR		

(continued)

Table 4B. (continued)

	Methoxy PEG-16			C9-11 Pareth 6			C9-11 Pareth 8			C11-15 Pareth 3			C11-15 Pareth 5			C11-15 Pareth 7		
	# of Uses ²⁶	Conc of Use (%) ²⁷	# of Uses ²⁶	Conc of Use (%) ²⁷	# of Uses ²⁶	Conc of Use (%) ²⁷	# of Uses ²⁶	Conc of Use (%) ²⁷	# of Uses ²⁶	Conc of Use (%) ²⁷	# of Uses ²⁶	Conc of Use (%) ²⁷	# of Uses ²⁶	Conc of Use (%) ²⁷	# of Uses ²⁶	Conc of Use (%) ²⁷	# of Uses ²⁶	Conc of Use (%) ²⁷
Totals	NR	0.4	NR	NR	5	NR	NR	0.3	NR	11	16	NR	1	NR	187	0.00008-1		
Duration of Use																		
Leave On	NR	NR	NR	NR	NR	NR	NR	0.3	NR	NR	NR	NR	1	NR	69	0.008-1		
Rinse Off	NR	0.4	NR	NR	5	NR	NR	NR	NR	11	16	NR	NR	NR	118	0.00008-1		
Exposure Type																		
Eye Area	NR	NR	NR	NR	NR	NR	NR	NR	NR	NR	NR	NR	NR	NR	1	0.03		
Possible Ingestion	NR	NR	NR	NR	NR	NR	NR	NR	NR	NR	NR	NR	NR	NR	NR	0.3		
Inhalation	NR	NR	NR	NR	NR	NR	NR	NR	NR	NR	NR	NR	NR	NR	2	0.008-0.07		
Dermal Contact	NR	0.4	NR	NR	NR	NR	NR	NR	NR	NR	NR	NR	1	NR	NR	0.02-0.3		
Deodorant (underarm)	NR	NR	NR	NR	NR	NR	NR	NR	NR	NR	NR	NR	NR	NR	NR	NR		
Hair—Noncoloring	NR	NR	NR	NR	NR	NR	NR	0.3	NR	NR	NR	NR	NR	NR	182	0.00008-1		
Hair-coloring	NR	NR	NR	NR	NR	NR	NR	NR	NR	11	16	NR	NR	NR	4	1		
Nail	NR	NR	NR	NR	NR	NR	NR	NR	NR	NR	NR	NR	NR	NR	NR	NR		
Mucous Membrane	NR	NR	NR	NR	NR	NR	NR	NR	NR	NR	NR	NR	NR	NR	NR	NR		
Bath Products	NR	NR	NR	NR	NR	NR	NR	NR	NR	NR	NR	NR	NR	NR	NR	NR		
Baby Products	NR	NR	NR	NR	NR	NR	NR	NR	NR	NR	NR	NR	NR	NR	NR	NR		
C11-15 Pareth 9																		
Totals	137	0.1-6	1	NR	NR	73	0.009-32	NR	0.09	NR	46	0.02-0.2	NR	NR	0.5			
Duration of Use																		
Leave On	7	0.1-6	1	NR	NR	35	0.009-25	NR	NR	NR	25	0.04-0.2	NR	NR	0.5			
Rinse Off	130	NR	NR	NR	NR	38	0.2-32	NR	0.09	NR	21	0.02-0.06	NR	NR	NR			
Exposure Type																		
Eye Area	NR	NR	NR	NR	NR	NR	NR	0.04	NR	NR	NR	NR	NR	NR	NR	NR		
Possible Ingestion	NR	NR	NR	NR	NR	NR	NR	NR	NR	NR	NR	NR	NR	NR	NR	NR		
Inhalation	1	6	NR	NR	NR	NR	NR	0.1	NR	NR	NR	NR	NR	NR	NR	NR		
Dermal Contact	1	6	NR	NR	NR	53	0.009-32	NR	NR	NR	NR	NR	NR	NR	NR	NR		
Deodorant (underarm)	NR	NR	NR	NR	NR	NR	NR	NR	NR	NR	NR	NR	NR	NR	NR	NR		
Hair—Noncoloring	7	0.1	1	NR	NR	20	0.02-0.1	NR	0.09	NR	20	0.02-0.06	NR	NR	NR	NR		
Hair-coloring	129	NR	NR	NR	NR	NR	NR	0.1	NR	NR	NR	NR	NR	NR	NR	NR		
Nail	NR	NR	NR	NR	NR	NR	NR	NR	NR	NR	NR	NR	NR	NR	NR	NR		
Mucous Membrane	NR	NR	NR	NR	NR	2	8	NR	NR	NR	2	NR	NR	NR	NR	NR		
Bath Products	NR	NR	NR	NR	NR	16	9-32	NR	NR	NR	NR	NR	NR	NR	NR	NR		
Baby Products	NR	NR	NR	NR	NR	NR	NR	NR	NR	NR	2	NR	NR	NR	NR	NR		

(continued)

Table 4B. (continued)

	C12-14 Pareth 12			C12-15 Pareth 3			C12-15 Pareth 7			C12-15 Pareth 9			C12-15 Pareth 12			C12-16 Pareth 7		
	# of Uses ²⁶	Conc of Use (%) ²⁷	# of Uses ²⁶	Conc of Use (%) ²⁷	# of Uses ²⁶	Conc of Use (%) ²⁷	# of Uses ²⁶	Conc of Use (%) ²⁷	# of Uses ²⁶	Conc of Use (%) ²⁷	# of Uses ²⁶	Conc of Use (%) ²⁷	# of Uses ²⁶	Conc of Use (%) ²⁷	# of Uses ²⁶	Conc of Use (%) ²⁷	# of Uses ²⁶	Conc of Use (%) ²⁷
Totals	41	0.02-3	231	0.001-25	7	0.5-0.7	NR	0.00003-0.06	NR	0.5-22	NR	0.02-0.1						
Duration of Use																		
Leave On	33	0.08-3	NR	0.001-3	7	0.5	NR	0.003	NR	0.6-2	NR	0.04						
Rinse Off	8	0.02-0.04	231	0.0001-25	NR	0.7	NR	0.00003-0.06	NR	0.5-22	NR	0.02-0.1						
Exposure Type																		
Eye Area	NR	2	NR	NR	NR	NR	NR	NR	NR	NR	NR	NR	NR	NR	NR	NR	NR	NR
Possible Ingestion	NR	NR	NR	NR	NR	NR	NR	NR	NR	NR	NR	NR	NR	NR	NR	NR	NR	NR
Inhalation	NR	NR	NR	3	NR	NR	NR	0.003	NR	NR	NR	NR	NR	NR	NR	NR	NR	NR
Dermal Contact	31	0.08-3	NR	0.0001-3	7	0.5-0.7	NR	0.006	NR	0.6-22	NR	NR	NR	NR	NR	NR	NR	NR
Deodorant (underarm)	NR	NR	NR	0.0001	NR	NR	NR	NR	NR	NR	NR	NR	NR	NR	NR	NR	NR	NR
Hair—Noncoloring	10	0.02-0.08	2	0.0001-0.05	NR	NR	NR	0.00003-0.06	NR	0.5-2	NR	0.02-0.1						
Hair-coloring	NR	NR	229	25	NR	NR	NR	NR	NR	NR	NR	NR	NR	NR	NR	NR	NR	NR
Nail	NR	NR	NR	0.2	NR	NR	NR	NR	NR	2	NR	NR	NR	NR	NR	NR	NR	NR
Mucous Membrane	NR	NR	NR	NR	NR	NR	NR	NR	NR	22	NR	NR	NR	NR	NR	NR	NR	NR
Bath Products	NR	NR	NR	NR	NR	NR	NR	NR	NR	2	NR	NR	NR	NR	NR	NR	NR	NR
Baby Products	NR	NR	NR	NR	NR	NR	NR	NR	NR	NR	NR	NR	NR	NR	NR	NR	NR	NR
C12-16 Pareth 9																		
Totals	78	0.003-0.3	NR	2	16	0.05-13	1	2	1	1-7	2	NR						
Duration of Use																		
Leave On	11	NR	NR	NR	14	0.05-0.9	NR	NR	NR	NR	NR	NR	NR	NR	NR	NR	NR	NR
Rinse Off	67	0.003-0.3 ²⁹	NR	2	2	13	1	2	1	1-7	2	NR						
Exposure Type																		
Eye Area	NR	NR	NR	NR	NR	0.7	NR	NR	NR	NR	NR	NR	NR	NR	NR	NR	NR	NR
Possible Ingestion	NR	NR	NR	NR	5	0.9	NR	NR	NR	NR	NR	NR	NR	NR	NR	NR	NR	NR
Inhalation	NR	NR	NR	NR	NR	NR	NR	NR	NR	NR	NR	NR	NR	NR	NR	NR	NR	NR
Dermal Contact	NR	NR	NR	2	16	0.05-13	1	2	1	1-7	NR	NR	NR	NR	NR	NR	NR	NR
Deodorant (underarm)	NR	NR	NR	NR	8	NR	NR	NR	NR	NR	NR	NR	NR	NR	NR	NR	NR	NR
Hair—Noncoloring	78	0.003-0.3	NR	NR	NR	NR	NR	NR	NR	NR	NR	NR	NR	NR	NR	NR	NR	NR
Hair-coloring	NR	NR	NR	NR	NR	NR	NR	NR	NR	NR	NR	NR	NR	NR	2	NR	NR	NR
Nail	NR	NR	NR	NR	NR	NR	NR	NR	NR	NR	NR	NR	NR	NR	NR	NR	NR	NR
Mucous Membrane	NR	NR	NR	NR	NR	NR	NR	NR	NR	7	NR	NR	NR	NR	NR	NR	NR	NR
Bath Products	NR	NR	NR	NR	NR	NR	NR	NR	NR	NR	NR	NR	NR	NR	NR	NR	NR	NR
Baby Products	NR	NR	NR	NR	NR	NR	NR	NR	NR	NR	NR	NR	NR	NR	NR	NR	NR	NR

(continued)

Table 4B. (continued)

	Oleth 106			Cetoleth 25			Coceth 7			Coceth 8			Coceth 10			Talloweth 4		
	# of Uses ²⁶	Conc of Use (%) ²⁷	# of Uses ²⁶	Conc of Use (%) ²⁷	# of Uses ²⁶	Conc of Use (%) ²⁷	# of Uses ²⁶	Conc of Use (%) ²⁷	# of Uses ²⁶	Conc of Use (%) ²⁷	# of Uses ²⁶	Conc of Use (%) ²⁷	# of Uses ²⁶	Conc of Use (%) ²⁷	# of Uses ²⁶	Conc of Use (%) ²⁷	# of Uses ²⁶	Conc of Use (%) ²⁷
Totals	NR	5	1	NR	7	0.2	10	NR	NR	0.04-0.2	NR	0.02	NR	0.02	NR	0.02	NR	0.02
Duration of Use																		
Leave On	NR	NR	NR	NR	NR	NR	NR	NR	NR	NR	NR	NR	NR	NR	NR	NR	NR	NR
Rinse Off	NR	5	1	NR	7	0.2	10	NR	NR	0.04	NR	NR	NR	NR	NR	NR	NR	NR
Exposure Type																		
Eye Area	NR	NR	NR	NR	NR	NR	NR	NR	NR	NR	NR	NR	NR	NR	NR	NR	NR	NR
Possible Ingestion	NR	NR	NR	NR	NR	NR	NR	NR	NR	NR	NR	NR	NR	NR	NR	NR	NR	NR
Inhalation	NR	NR	NR	NR	NR	NR	NR	NR	NR	NR	NR	NR	NR	NR	NR	NR	NR	NR
Dermal Contact	NR	NR	NR	NR	NR	NR	NR	NR	NR	NR	NR	NR	NR	NR	NR	NR	NR	NR
Deodorant	NR	NR	NR	NR	NR	NR	NR	NR	NR	NR	NR	NR	NR	NR	NR	NR	NR	NR
(underarm)																		
Hair—Noncoloring	NR	NR	NR	NR	NR	NR	NR	NR	NR	NR	NR	NR	NR	NR	NR	NR	NR	NR
Hair—Coloring	NR	5	NR	NR	NR	NR	NR	NR	NR	NR	NR	NR	NR	NR	NR	NR	NR	NR
Nail	NR	NR	NR	NR	NR	NR	NR	NR	NR	NR	NR	NR	NR	NR	NR	NR	NR	NR
Mucous Membrane	NR	NR	NR	NR	NR	NR	NR	NR	NR	NR	NR	NR	NR	NR	NR	NR	NR	NR
Bath Products	NR	NR	NR	NR	NR	NR	NR	NR	NR	NR	NR	NR	NR	NR	NR	NR	NR	NR
Baby Products	NR	NR	NR	NR	NR	NR	NR	NR	NR	NR	NR	NR	NR	NR	NR	NR	NR	NR
Talloweth 5																		
Totals	NR	0.002	NR	0.002	NR	0.6	22	0.0001	10	0.002-4	106	0.2-21	NR	0.002-4	106	0.2-21	NR	0.2-21
Duration of Use																		
Leave On	NR	NR	NR	NR	NR	NR	NR	NR	NR	NR	NR	NR	NR	NR	NR	NR	NR	NR
Rinse Off	NR	0.002	NR	0.002	NR	NR	17	0.0001	NR	0.002-0.5	22	0.2-21	NR	0.002-0.5	22	0.3-2	NR	0.3-2
Exposure Type																		
Eye Area	NR	NR	NR	NR	NR	NR	NR	NR	NR	NR	NR	NR	NR	NR	NR	NR	NR	NR
Possible Ingestion	NR	NR	NR	NR	NR	NR	NR	NR	NR	NR	NR	NR	NR	NR	NR	NR	NR	NR
Inhalation	NR	NR	NR	NR	NR	NR	NR	NR	NR	NR	NR	NR	NR	NR	NR	NR	NR	NR
Dermal Contact	NR	0.002	NR	NR	NR	NR	NR	NR	NR	NR	NR	NR	NR	NR	NR	NR	NR	NR
Deodorant	NR	NR	NR	NR	NR	NR	NR	NR	NR	NR	NR	NR	NR	NR	NR	NR	NR	NR
(underarm)																		
Hair—Noncoloring	NR	NR	NR	NR	NR	NR	NR	NR	NR	NR	NR	NR	NR	NR	NR	NR	NR	NR
Hair—coloring	NR	NR	NR	NR	NR	NR	NR	NR	NR	NR	NR	NR	NR	NR	NR	NR	NR	NR
Nail	NR	NR	NR	NR	NR	NR	NR	NR	NR	NR	NR	NR	NR	NR	NR	NR	NR	NR
Mucous Membrane	NR	0.002	NR	NR	NR	NR	NR	NR	NR	NR	NR	NR	NR	NR	NR	NR	NR	NR
Bath Products	NR	NR	NR	NR	NR	NR	NR	NR	NR	NR	NR	NR	NR	NR	NR	NR	NR	NR
Baby Products	NR	NR	NR	NR	NR	NR	NR	NR	NR	NR	NR	NR	NR	NR	NR	NR	NR	NR

(continued)

Table 4B. (continued)

	Isoceteth 25		Isosteareth 2		Isosteareth 5		Isosteareth 10		Isosteareth 20		C12-14 Sec-Parath 5	
	# of Uses ²⁶	Conc of Use (%) ²⁷	# of Uses ²⁶	Conc of Use (%) ²⁷	# of Uses ²⁶	Conc of Use (%) ²⁷	# of Uses ²⁶	Conc of Use (%) ²⁷	# of Uses ²⁶	Conc of Use (%) ²⁷	# of Uses ²⁶	Conc of Use (%) ²⁷
Totals	1	0.002-0.1	2	1	NR	0.006	8	1	14	0.5-6	5	0.06-0.09
Duration of Use												
Leave On	1	0.002-0.1	1	NR	NR	0.006	5	1	12	1-6	1	0.06
Rinse Off	NR	0.004	1	1	NR	NR	3	NR	2	0.5-2	4	0.09
Exposure Type												
Eye Area	NR	NR	NR	NR	NR	NR	NR	NR	NR	0.8	NR	NR
Possible Ingestion	NR	NR	NR	NR	NR	NR	NR	NR	NR	NR	NR	NR
Inhalation	NR	NR	1	NR	NR	NR	NR	NR	2	NR	NR	NR
Dermal Contact	1	0.1	NR	NR	NR	0.006	3	1	3	0.5-5	NR	NR
Deodorant (underarm)	NR	NR	NR	NR	NR	NR	1	1	3	1-5	NR	NR
Hair—Noncoloring	NR	0.002-0.004	2	1	NR	NR	5	NR	11	2-6	5	0.06-0.09
Hair-coloring	NR	NR	NR	NR	NR	NR	NR	NR	NR	NR	NR	NR
Nail	NR	NR	NR	NR	NR	NR	NR	NR	NR	NR	NR	NR
Mucous Membrane	NR	NR	NR	NR	NR	NR	NR	NR	NR	NR	NR	NR
Bath Products	NR	NR	NR	NR	NR	NR	NR	NR	NR	NR	NR	NR
Baby Products	NR	NR	NR	NR	NR	NR	NR	NR	NR	NR	NR	NR
C12-14 Sec-Parath 7												
		PEG-7 Propylheptyl Ether		PEG-8 Propylheptyl Ether		Octyldeceth 16		Octyldeceth 20		Octyldeceth 25		
Totals	5	0.03-0.05	12	NR	NR	0.005-0.05	1	0.1-2	17	0.1-18	10	0.1-17
Duration of Use												
Leave On	2	0.03	NR	NR	NR	0.005-0.05	1	0.1-2	16	0.2-18	4	0.5-1
Rinse Off	3	0.05	12	NR	NR	NR	NR	0.5-1	1	0.1-2	6	0.1-17
Exposure Type												
Eye Area	NR	NR	NR	NR	NR	NR	NR	NR	NR	NR	2	0.1
Possible Ingestion	NR	NR	NR	NR	NR	NR	NR	NR	NR	NR	NR	NR
Inhalation	NR	NR	NR	NR	NR	0.005-0.05	NR	2	NR	4	NR	NR
Dermal Contact	NR	NR	NR	NR	NR	NR	1	0.1-2	15	0.2-18	10	0.1-17
Deodorant (underarm)	NR	NR	NR	NR	NR	NR	NR	1	NR	NR	NR	NR
Hair—Noncoloring	5	0.03-0.05	12	NR	NR	NR	NR	1	2	0.1-1	NR	0.5
Hair-coloring	NR	NR	NR	NR	NR	NR	NR	1	NR	NR	NR	0.5
Nail	NR	NR	NR	NR	NR	NR	NR	NR	NR	NR	NR	NR
Mucous Membrane	NR	NR	NR	NR	NR	NR	NR	0.5	NR	2	NR	10
Bath Products	NR	NR	NR	NR	NR	NR	NR	NR	NR	NR	NR	NR
Baby Products	NR	NR	NR	NR	NR	NR	NR	NR	NR	NR	NR	NR

(continued)

Table 4B. (continued)

	# of Uses ²⁶	Conc of Use (%) ²⁷	Laneth 15				Laneth 20				Laneth 40				PEG-4 Diethyl Ether			
			# of Uses ²⁶	Conc of Use (%) ²⁷	# of Uses ²⁶	Conc of Use (%) ²⁷	# of Uses ²⁶	Conc of Use (%) ²⁷	# of Uses ²⁶	Conc of Use (%) ²⁷	# of Uses ²⁶	Conc of Use (%) ²⁷	# of Uses ²⁶	Conc of Use (%) ²⁷	# of Uses ²⁶	Conc of Use (%) ²⁷	# of Uses ²⁶	Conc of Use (%) ²⁷
Totals	44	0.1-30	4	0.5-0.7	NR	1-30	2	NR										
Duration of Use																		
Leave-On	9	0.1-3	3	0.5	NR	NR	NR	NR	NR	NR	NR	NR	NR	NR	NR	NR	NR	NR
Rinse Off	35	0.5-30	1	0.7	NR	1-30	2	NR										
Exposure Type																		
Eye Area	NR	NR	NR	NR	NR	NR	NR	NR	NR	NR	NR	NR	NR	NR	NR	NR	NR	NR
Possible Ingestion	NR	NR	NR	NR	NR	NR	NR	NR	NR	NR	NR	NR	NR	NR	NR	NR	NR	NR
Inhalation	NR	NR	NR	NR	NR	NR	NR	NR	NR	NR	NR	NR	NR	NR	NR	NR	NR	NR
Dermal Contact	1	0.3	3	NR	NR	NR	NR	NR	NR	NR	NR	NR	NR	NR	NR	NR	NR	NR
Deodorant (underarm)	NR	NR	NR	NR	NR	NR	NR	NR	NR	NR	NR	NR	NR	NR	NR	NR	NR	NR
Hair—Noncoloring	43	0.1-30	1	0.5-0.7	NR	1-30	2	NR										
Hair-coloring	NR	NR	NR	NR	NR	NR	NR	NR	NR	NR	NR	NR	NR	NR	NR	NR	NR	NR
Nail	NR	NR	NR	NR	NR	NR	NR	NR	NR	NR	NR	NR	NR	NR	NR	NR	NR	NR
Mucous Membrane	NR	NR	NR	NR	NR	NR	NR	NR	NR	NR	NR	NR	NR	NR	NR	NR	NR	NR
Bath Products	NR	NR	NR	NR	NR	NR	NR	NR	NR	NR	NR	NR	NR	NR	NR	NR	NR	NR
Baby Products	NR	NR	NR	NR	NR	NR	NR	NR	NR	NR	NR	NR	NR	NR	NR	NR	NR	NR

Abbreviations: NR, not reported; FDA, US Food and Drug Administration.

^a Because each ingredient may be used in cosmetics with multiple exposure types, the sum of all exposure types may not equal the sum of total uses.^b This ingredient had frequency of use information available from FDA, but it is not then and is not now listed in the International Cosmetic Ingredient Dictionary and Handbook

Table 4C. Ingredients With No Reported Current Use

Arachideth 20	C12-14 Sec-Pareth 30	Decyltetradeceth 10	Noneth 8
Beheneth 2	C12-14 Sec-Pareth 40	Decyltetradeceth 15	Octyldodeceth 2
Beheneth 5	C12-14 Sec-Pareth 50	Decyltetradeceth 20	Octyldodeceth 5
Beheneth 15	Capryleth 4	Decyltetradeceth 25	Octyldodeceth 10
C9-11 Pareth 3	Capryleth 5	Decyltetradeceth 30	Octyldodeceth 30
C9-11 Pareth 4	Ceteareth 4	Hexyldeceth 2	Oleth 6
C9-15 Pareth 8	Ceteareth 8	Hexyldeceth 20	Oleth 7
C10-16 Pareth 1	Ceteareth 9	Hydrogenated Dimer	Oleth 9
C10-16 Pareth 2	Ceteareth 11	Dilinoleth 20	Oleth 11
C11-13 Pareth 6	Ceteareth 13	Hydrogenated Dimer	Oleth 23
C11-13 Pareth 9	Ceteareth 14	Dilinoleth 30	Oleth 24
C11-13 Pareth 10	Ceteareth 16	Hydrogenated Dimer	Oleth 35
C11-15 Pareth 12	Ceteareth 18	Dilinoleth 40	Oleth 40
C11-15 Pareth 15	Ceteareth 23	Hydrogenated Dimer	Oleth 44
C11-15 Pareth 20	Ceteareth 24	Dilinoleth 60	Oleth 45
C11-15 Pareth 30	Ceteareth 27	Hydrogenated Dimer	Oleth 100
C11-21-Pareth 3	Ceteareth 28	Dilinoleth 80	Palmeth 2
C11-21-Pareth 10	Ceteareth 29	Hydrogenated Laneth 5	PEG-16 Cetyl/Oleyl/Stearyl/
C12-13 Pareth 1	Ceteareth 34	Hydrogenated Laneth 20	Lanolin Alcohol Ether
C12-13 Pareth 2	Ceteareth 40	Hydrogenated Laneth 25	PEG-Cetyl Stearyl Diether
C12-13 Pareth 4	Ceteareth 55	Hydrogenated Talloweth 12	PEG-4 Ditallow Ether
C12-13 Pareth 5	Ceteareth 60	Hydrogenated Talloweth 25	PEG-15 Jojoba Alcohol
C12-13 Pareth 6	Ceteareth 80	Isoceteth 5	PEG-26 Jojoba Alcohol
C12-13 Pareth 9	Ceteareth 100	Isoceteth 7	PEG-40 Jojoba Alcohol
C12-13 Pareth 10	Ceteth 4	Isoceteth 12	PEG-3 Methyl Ether
C12-13 Pareth 15	Ceteth 5	Isoceteth 15	PEG-4 Methyl Ether
C12-14 Pareth 5	Ceteth 7	Isoceteth 30	PEG-6 Methyl Ether
C12-14 Pareth 7	Ceteth 13	Isodeceth 4	PEG-7 Methyl Ether
C12-14 Pareth 9	Ceteth 14	Isodeceth 5	Steareth 1
C12-15 Pareth 2	Ceteth 17	Isolaureth 3	Steareth 3
C12-15 Pareth 4	Ceteth 18	Isolaureth 10	Steareth 5
C12-15 Pareth 5	Ceteth 23	Isomyreth 3	Steareth 7
C12-15 Pareth 10	Ceteth 30	Isomyreth 9	Steareth 8
C12-15 Pareth 11	Ceteth 40	Isosteareth 3	Steareth 11
C12-16 Pareth 5	Ceteth 45	Isosteareth 8	Steareth 13
C13-15 Pareth 21	Ceteth 150	Isosteareth 12	Steareth 14
C14-15 Pareth 4	Cetoleth 2	Isosteareth 15	Steareth 15
C14-15 Pareth 7	Cetoleth 4	Isosteareth 16	Steareth 27
C14-15 Pareth 8	Cetoleth 5	Isosteareth 22	Steareth 40
C14-15 Pareth 11	Cetoleth 6	Isosteareth 25	Steareth 80
C14-15 Pareth 12	Cetoleth 10	Isosteareth 50	Steareth 60 Cetyl Ether
C14-15 Pareth 13	Cetoleth 11	Laneth 10	Talloweth 7
C20-22 Pareth 30	Cetoleth 15	Laneth 50	Talloweth 18
C20-40 Pareth 24	Cetoleth 18	Laneth 60	Trideceth 2
C22-24 Pareth 33	Cetoleth 20	Laneth 75	Trideceth 4
C30-50 Pareth 3	Cetoleth 22	Laureth 13	Trideceth 11
C30-50 Pareth 10	Cetoleth 24	Laureth 15	Trideceth 15
C30-50 Pareth 40	Cetoleth 30	Laureth 38	Trideceth 18
C40-60 Pareth 3	Coceth 3	Laureth 40	Trideceth 20
C40-60 Pareth 10	Coceth 5	Laureth 50	Trideceth 21
C11-15 Sec-Pareth 12	Coceth 6	Methoxy PEG-7	Trideceth 50
C12-14 Sec-Pareth 3	Coceth 20	Methoxy PEG-10	Undeceth 7
C12-14 Sec-Pareth 8	Coceth 25	Methoxy PEG-25	Undeceth 8
C12-14 Sec-Pareth 9	Deceth 4	Methoxy PEG-40	Undeceth 9
C12-14 Sec-Pareth 12	Deceth 6	Methoxy PEG-100	Undeceth 40
C12-14 Sec-Pareth 15	Deceth 10	Myreth 2	Undecyleneth 6
C12-14 Sec-Pareth 20	Decyltetradeceth 5	Myreth 5	

C₁₂AE₁₀ were each administered orally by gavage, intraperitoneal (ip) injection, and subcutaneous (sc) injection, and the rats were then placed in metabolism cages for 4 days for collection of feces, urine, and expired air (radioactive label position not specified). Radioactivity was primarily recovered in the urine. With oral administration of C₁₂AE₃, C₁₂AE₆, and C₁₂AE₁₀, 78.3%, 76.3%, and 49.8%, respectively, was recovered in the urine; 6.9%, 11.8%, and 17.4%, respectively, was recovered in the feces; 6.5%, 8.1%, and 12.4%, respectively, was recovered in expired air; and 2.5%, 1.8%, and 4.5%, respectively, was recovered in the carcass. Total recovery was 94.3%, 98.2%, and 84.2%, respectively. With ip administration of C₁₂AE₃, C₁₂AE₆, and C₁₂AE₁₀, 84.5%, 85.1%, and 61.5%, respectively, was recovered in the urine; 6.2%, 9.1%, and 18.2%, respectively, was recovered in the feces; 6.7%, 4.1%, and 14.2%, respectively, was recovered in expired air; and 1.8%, 0.8%, and 3.2%, respectively, was recovered in the carcass. Total recovery was 95.3%, 99.4%, and 97.1%, respectively. With sc administration of C₁₂AE₃, C₁₂AE₆, and C₁₂AE₁₀, 87.5%, 83.5%, and 61.2%, respectively, was recovered in the urine; 4.4%, 10.2%, and 19.9%, respectively, was recovered in the feces; 4.3%, 4.6%, and 11.7%, respectively, was recovered in expired air, and 3.7%, 2.9%, and 4.9%, respectively, was recovered in the carcass. Total recovery was 99.8%, 101.2%, and 97.7%, respectively. Route of administration did not affect the proportions of the compounds recovered in the urine, feces, and air, but proportions did increase with longer ethoxylate chain length. There was some indication that the longer ethoxylate chain compounds may be excreted via the bile or excreted into the intestines by other routes. For each test substance, 2 distinct polar metabolites were detected in the urine (but not characterized), with no parent compound.

In another arm of this study, [¹⁴C]-labeled C₁₂₋₁₅AE₆ and C₁₂₋₁₅AE₇ were administered orally to Cox CD rats, number not specified. More than 75% of the dose was absorbed rapidly, and approximately 50% of the absorbed dose was excreted in the urine. The greatest levels of radioactivity were found in the urine, feces, and expired air, while recovery in the tissues was negligible.

Human. The absorption, distribution, and excretion of orally administered radiolabeled C₁₂AE₆ and C₁₃AE₆, compounds that are analogous to laureth 9, were examined using groups of 6 male participants.¹⁹ The participants were given capsules containing 50 mg of the test substance. Blood, urine, feces, and air samples were taken at various intervals after dosing. The majority of the radioactivity, 75%, was eliminated in the urine within 24 hours after dosing. Fecal recovery was 5%, and 4% was recovered in expired air. The amount of radioactivity recovered in the blood was <1%. A total of 83% to 89% of the radioactivity was recovered within 144 hours of dosing. The distribution and excretion of each test compound was similar, but the metabolic product of each compound was a defined function of carbon chain length. The longer carbon chain ethoxylates produced more metabolic CO₂ and less urinary elimination products. The degradation of ether linkages and

oxidation of the alkyl chain to form lower molecular weight PEG-like compounds and carbon dioxide and water appeared to be the major degradation pathway of alcohol ethoxylates.

Percutaneous Absorption

Laureths

Animal. In dermal metabolism studies with hairless mice treated with 0.25% solutions in ethanol, the percutaneous absorption, after 4 hours, was 22.9% for laureth 1, 15.5% for laureth 3, 10.4% for laureth 6, and 2.1% for laureth 10.³⁷ Absorbed laureths were rapidly metabolized to carbon dioxide and excreted with expired air. With increasing number of ethylene oxide units, the percentage in expired air was decreased, and the amount excreted in feces and urine increased.

The absorption of compounds analogous to laureth 9 was evaluated.¹⁹ [¹⁴C]-labeled C₁₂AE₃, C₁₂AE₆, and C₁₂AE₁₀ were applied to female Colworth Wistar rats as 1% solutions in a series of wash and rinse procedures. It was stated that a considerable proportion of the administered dose penetrated the skin and that the short chain ethoxylates were absorbed more readily than the longer chain ethoxylates, but details of the studies were not provided. After a single 5-minute wash with 1% w/v C₁₂AE₃ and 1% w/v C₁₂AE₆, 4 to 5 µg/cm² penetrated, while in a similar study using C₁₂AE₁₀, only 0.85 µg/cm² penetrated rat skin. For all 3 test compounds, penetration was proportional to longer durations of contact and multiple applications. The highest penetration rate, 8.4 µg/cm², was observed after 20 minutes of contact to C₁₂AE₃.

Solutions of 0.5 mg [¹⁴C]-labeled C₁₂₋₁₅AE₆ and C₁₂₋₁₅AE₇ were applied to a 20 cm² shaved area on the backs of Cox CD rats. The animals were restrained to avoid ingestion and were placed in metabolism cages. Samples were collected at 24, 48, and 72 hours. By 72 hours, approximately 50% of the dose was absorbed. Approximately 50% of the absorbed [¹⁴C] was excreted in the urine. The highest concentrations of radioactivity were found in the urine, feces, and expired air. Radioactivity in the tissues was negligible.

Human. The absorption of compounds analogous to laureth 9 was evaluated using human participants.¹⁹ A solution of 100 mg [¹⁴C]-labeled C₁₂AE₆, as a 50/50 ethanol/water solution, was applied to a 90 cm² area of the skin of 2 male participants for 8 hours. The test site was protected by a nonocclusive metal shield. After repeated washing, the area was tape stripped 10 times. Blood samples, urine, feces, and expired air were collected at various intervals. The majority of the radioactive solution, that is 73.9% and 87.5%, was removed by cleansing the application site with alcohol-soaked gauze. Less than 2% of the radioactivity was detected in the urine, and measurable amounts were not found in the feces or expired carbon dioxide. Low levels of radioactivity, 0.14, 0.02, and 0.01 µg/g at 8, 12, and 24 hours, respectively, were found in the blood of 1 participant. The total radioactivity recovered was 82.4% for one participant and 94.7% for the other.

The percutaneous absorption of laureth 9 through damaged skin was evaluated using 22 patients with atopic dermatitis.³⁷ The patients were treated with a bath oil containing laureth 9 either by bathing in diluted product or by applying the oil onto the skin for 8 hours after showering. Percutaneous penetration was quantified by measuring laureth 9 blood concentrations and urinary excretion rates. Blood concentrations were 0.015 to 0.021 µg/mL after both types of application. The calculated absorption was 0.0017% after bathing and 0.0035% following the after-shower application.

PEG-3 Methyl Ether. In an in vitro study, epidermal samples, separated from human whole abdominal skin, were mounted in a glass diffusion apparatus and used to determine the diffusion of undiluted PEG-3 methyl ether (99.9+ % purity) through skin.³⁸ The epidermal damage caused by exposure to PEG-3 methyl ether was also determined. Six samples were used. The in vitro diffusion rate of PEG-3 methyl ether through human epidermal skin samples (expressed in units of µg of test chemical diffusing through 1 cm² of skin surface per hour) was 34 ± 7.7 µg/cm² per h, indicating that PEG-3 methyl ether would not readily penetrate the skin. The diffusion barrier function of the skin was slightly diminished after 12 hours of exposure to PEG-3 methyl ether.

Penetration Enhancement

Laureths. Laureth 9 was reported to promote drug absorption and increase bioavailability of high-molecular-weight compounds following nasal administration (the specific drugs for which bioavailability might be increased were not identified).³⁹ It appeared as if 1% laureth 9 induced damage to the nasal mucosa and that was the basis for the potential increased bioavailability. The damage was not observed 4 hours after dosing but was apparent after 24 and 48 hours.

Oleths. Oleths have been reported to increase the permeability of isolated stratum corneum in in vitro studies.⁴⁰ (Details were not provided.)

Ceteareths. No effect was found on the stratum corneum, by one study group, for ceteareth 20; while another group reported that percutaneous absorption of pike-toprofen was increased in rabbits following topical application of aqueous and anhydrous creams containing 2%, 3%, or 5% ceteareth 20.⁴⁰

Toxicological studies

Single Dose (Acute) Toxicity

Acute toxicity studies are summarized in Table 5. The lowest reported LD₅₀ value was >1 g/kg for oral exposure. No mortality was reported in 2 inhalation studies.

Oral

Laureths. The acute oral toxicity of laureth 9 was evaluated using groups of 10 male albino Swiss Webster mice.⁴² The oral LD₅₀ values after 24 hours and 7 days were 3300 and 3050 mg/kg, respectively. In rats, the oral LD₅₀ ranged from 1642 to 4900 mg/kg per bw using analogs of laureth 9, applied neat.¹⁹ For a 50% solution of the analogs in corn oil, the oral LD₅₀ ranged from greater than the highest dose tested (2000 mg/kg) to 2500 mg/kg bw for male rats and from 1000 to 2000 mg/kg/bw for female rats. The oral LD₅₀ of laureth 9 in Beagle dogs was 1650 mg/kg bw, and in monkeys it was 6700 mg/kg bw.

Ceteths. The acute oral toxicity of an undiluted ceteth (avg chain length not specified) was determined using fasted ddY mice.⁴³ The oral LD₅₀ was 2880 mg/kg for males and 2602 mg/kg for females.

PEG methyl ethers. PEG-3 methyl ether has an LD₅₀ of $\geq 11\,300$ mg/kg in rats.²⁰ The oral LD₅₀ of PEG-7 methyl ether was >16 mL/kg for the rat.²¹ (Details not provided.)

C9-11 pareths. The acute oral toxicity of C9-11 pareth 6 was determined using groups of 5 male and 5 female Fischer 344 rats.⁴⁴ The groups of animals were dosed by gavage with 320 to 3260 mg/kg of the test material. The combined LD₅₀ was calculated as 1378 mg/kg C9-11 pareth 6.

The oral LD₅₀ values of various C9-11 pareths for rats, which range from 1000 to 2900 mg/kg, are provided in Table 5.⁴⁵

C12-13 Pareths. The acute oral toxicity of a C12-13 pareth (avg chain length not specified) was determined.⁴⁶ Groups of 4 male and 4 female Wistar albino rats were dosed by gavage with 5000 or 10 000 mg/kg of the test material. One female of the 5000 mg/kg group and 2 males and 3 females of the 10 000 mg/kg group died by day 11. The oral LD₅₀ was approximately 10 000 mg/kg.

The acute oral toxicity of C12-13 pareth 2 was also determined.⁴⁷ Four male and 4 female rats were dosed by gavage with 10 000 mg/kg. One female died on day 4; the LD₅₀ was greater than the highest dose tested. The oral LD₅₀ values of various C12-13 pareths for rats, which range from 4600 to 7600 mg/kg, are provided in Table 5.⁴⁵

C12-15 pareths. The oral LD₅₀ values of various C12-15 pareths for rats, which range from 1600 to 5600 mg/kg, are provided in Table 5.⁴⁵

C14-15 pareths. The oral LD₅₀ values of various C14-15 pareths for rats, which range from 1000 to 2700 mg/kg, are provided in Table 5.⁴⁵

Dermal

Laureths. The percutaneous LD₅₀ of laureth 4 was 0.93 mL/kg for male rabbits and 1.78 mL/kg for female rabbits.⁴⁸ (Details not specified.) Pulmonary lesions were found within 3 days of a single dermal application. In rats, the potential for

Table 5. Acute Toxicity Studies

Ingredient	Animals	No./Group	Dose	LD ₅₀ (LC ₅₀ for inhalation studies)	Reference
ORAL					
Laureths					
Laureth 9	Albino Swiss Webster mice	10 M		3300 mg/kg (24 h); 3050 mg/kg (7 day)	42
Compounds analogous to laureth 9					
C ₁₂₋₁₃ AE _{6.5}	Albino rats	5M/5F	25% aq solution, neat, 612-5000 mg/kg	2120 mg/kg	19
C ₁₂₋₁₃ AE _{6.5}	Fischer 344 rats	5 M/F	50% in corn oil, 900-2500 mg/kg	2500 mg/kg M); 1637 mg/kg (F)	19
C ₁₂₋₁₅ AE ₇	Fischer 344 rats	5M/5F	undiluted, 700-5000 mg/kg	1642 mg/kg	19
C ₁₂₋₁₅ AE ₁₁	Rat	5M/5F	50% in corn oil, 1000-2000 mg/kg	males: greater than highest dose tested; females: 1000-2000 mg/kg	19
C ₁₂₋₁₄ AE ₆	Rat	5M/5F	neat, 5010-10 000 mg/kg	4900 mg/kg	19
C ₁₂₋₁₃ AE _{6.5}	Beagle			1650 mg/kg	19
C ₁₄₋₁₅ AE ₇	Monkey		neat	6700 mg/kg	19
Ceteths	ddY mice	10	undiluted	2880 mg/kg (M); 2602 mg/kg (F)	43
PEG Methyl Ethers					
PEG-3 Methyl Ether	Wistar rats			12 600 mg/kg	21
PEG-3 Methyl ether	Carworth-Wistar rats	5	diluted with either water, corn oil, or agar	11.3 mL/kg (11 800 mg/kg)	21
PEG-3 Methyl Ether	Carworth Farms-Nelson rats	males	4, 8, or 16 mL/kg	11,300 mg/kg; all animals dosed with 16 mL/kg died in 1 day	21
PEG-7 Methyl Ethers	Rats			>16 mL/kg	22
C9-11 Pareths					
C9-11 Pareth 3	Rats			2700-10 000 mg/kg	45
C9-11 Pareth 5	Rats			2900 mg/kg	45
C9-11 Pareth 6	Rats			1200-4100 mg/kg	45
C9-11 Pareth 6	Fischer 344 rats	5M/5F	320-3260 mg/kg	1378 mg/kg	44
C9-11 Pareth 8	Rats			1000-2700 mg/kg	45
C12-13 Pareths					
C12-13 Pareth 2	Wistar albino rats	4M/4F	5000 or 10 000 mg/kg	10 000 mg/kg	46
C12-13 Pareth 3	Wistar albino rats	4M/4F	10 000 mg/kg	greater than highest dose tested	47
C12-13 Pareth 3	Rats			7600 mg/kg	45
C12-13 Pareth 7	Rats			4600 mg/kg	45
C12-15 Pareths					
C12-15 Pareth 3	Rats			2300 mg/kg	45
C12-15 Pareth 7	Rats			1700-2700 mg/kg	45
C12-15 Pareth 9	Rats			1600-5600 mg/kg	45
C12-15 Pareth 12	Rats			1800 mg/kg	45
C14-15 Pareths					
C14-15 Pareth 7	Rats			2300-2700 mg/kg	45
C14-15 Pareth 11	Rats			1000 mg/kg	45
C14-15 Pareth 13	Rats			1000 mg/kg	45
DERMAL					
Laureths					
Laureth 4	Rabbits			0.93 mL/kg (males); 1.78 mL/kg (females); pulmonary lesions were observed with 3 days of a single dermal application	48
Laureth 4	Rats			potential for neurotoxicity observed within 48 h after dosing (details not provided)	48

(continued)

Table 5. (continued)

Ingredient	Animals	No./Group	Dose	LD ₅₀ (LC ₅₀ for inhalation studies)	Reference
Analogues of Laureth 9 described in the SCCP opinion paper					
C ₁₂₋₁₄ AE ₆	Rabbits		neat	>2000 mg/kg	19
C ₁₂₋₁₄ AE ₉	Rabbits		neat	>2000 mg/kg	19
C ₁₂₋₁₅ AE ₇	Rats	5M/5F	neat	>2000 mg/kg	19
C ₁₃₋₁₅ AE ₇	Rats	6M/6F	40% in corn oil; dosage volume to skin, 2.3 mL/kg	>920 mg/kg	19
PEG Methyl Ethers					
PEG-3 Methyl Ether	NZW rabbits	2 or 5 M	2.5 (n=2), 5 (n=4), or 10 mL/kg (n=2); 24 h occlusive application	7.1 mL/kg (7400 mg/kg)	21
PEG-7 Methyl Ether	Rabbits			>16 mL/kg	22
C9-11 Pareths					
C9-11 Pareth 3	Rabbits			>5000 mg/kg	45
C9-11 Pareth 3	Rats			>2000 mg/kg	45
C9-11 Pareth 5	Rats			>2000 mg/kg	45
C9-11 Pareth 6	Rabbits			>2000-5000 mg/kg	45
C9-11 Pareth 6	NZW rabbits	4M/4F	2000 mg/kg (occ.)	>2000 mg/kg; mild to moderate irritation observed at patch removal	44
C9-11 Pareth 8	Rats			4000 mg/kg	45
C12-13 Pareths					
C12-13 Pareth 2	Wistar albino rats	4M/4F	2000 mg/kg (occ.)	>2000 mg/kg	46
C12-13 Pareth 2	Wistar albino rats	4M/4F	1000, 2000, or 4000 mg/kg (occ.)	> 2000 mg/kg; ~4000 mg/kg	47
C12-13 Pareth 3	Rabbits			3300 mg/kg	45
C12-13 Pareth 7	Rabbits			2000 mg/kg	45
C12-15 Pareths					
C12-15 Pareth 3	Rabbits			3000 mg/kg	45
C12-15 Pareth 7	Rabbits			2300-5000 mg/kg	45
C12-15 Pareth 9	Rabbits			2500-3400 mg/kg	45
C12-15 Pareth 12	Rabbits			2500 mg/kg	45
C14-15 Pareths					
C14-15 Pareth 7	Rabbits			<5000 mg/kg	45
⁴⁵ C14-15 Pareth 7	Rats			>5000 mg/kg	45
C14-15 Pareth 11	Rabbits			5000 mg/kg	45
C14-15 Pareth 13	Rabbits			5000 mg/kg	45
INHALATION					
Methyl Ethers					
PEG-3 Methyl Ether	Wistar rats		1 H Exposure To 200 mg/L	no LC ₅₀ established; no mortality or toxicity observed	21
PEG-3 Methyl Ether	Rats	6F	8 hr exposure to concentrated vapor	no LC ₅₀ established; no mortality	21
PARENTERAL					
Laureths					
Laureth 9	Albino Swiss Webster mice	10M		100 mg/kg (i.v.)	42
Laureth 9	Sprague-Dawley rats	12M	1%, intratracheally	Moderate pulmonary lesions were observed in the bronchi, bronchioles and alveoli after 1, 3, and 7 days	48

neurotoxicity was observed within 48 hours of a single dermal dose. (Details not specified.)

For analogs of laureth 9, applied neat, the dermal LD₅₀ was >2000 mg/kg/bw for rats and rabbits.¹⁹ The dermal LD₅₀ in rats of a 40% solution in corn oil was >920 mg/kg.

PEG methyl ethers. The acute dermal toxicity of PEG-3 methyl ether was 7.1 mL/kg (7400 mg/kg) in New Zealand White (NZW) rabbits.²⁰ The percutaneous LD₅₀ of PEG-7 methyl ether was >16 mL/kg for the rabbit.²¹ (Details not provided.)

C9-11 pareths. The acute dermal toxicity of C9-11 parath 6 was determined using 4 male and 4 female NZW rabbits.⁴⁴ A dose of 2000 mg/kg was applied under a 4 inches × 4 inches occlusive patch to the shaved back of the animals. Mild-to-moderate irritation was observed at patch removal, and mild and moderate edema was still observed after 14 days. The dermal LD₅₀ was greater than the highest dose tested. The dermal LD₅₀ values of various C9-11 pareths, which range from 2000 to 5000 mg/kg for rabbits and 2000 to 4000 mg/kg for rats, are provided in Table 5.⁴⁵

C12-13 pareths. The acute dermal toxicity of a C12-13 parath was determined.⁴⁶ Undiluted test material, 2000 mg/kg, was applied under occlusion to shaved dorsal skin of 4 male and 4 female Wistar albino rats. The dermal LD₅₀ was greater than the dose tested.

The acute dermal toxicity of C12-13 parath 2 was determined as described above.⁴⁷ The test article, 1000, 2000, or 4000 mg/kg, was applied for 24 hours to groups of 4 male and 4 female rats. One female of the 2 g/kg group died on day 6 and all 4 males and 1 female died by day 14. The dermal LD₅₀ was >2000 mg/kg and was approximately 4000 mg/kg.

The dermal LD₅₀ values of various C12-13 pareths, which range from 2000 to 3300 mg/kg for rabbits, are provided in Table 5.⁴⁵

C12-15 pareths. The dermal LD₅₀ values of various C12-15 pareths, which range from 2300 to 5000 mg/kg for rabbits, are provided in Table 5.⁴⁵

C14-15 pareths. The dermal LD₅₀ values of various C14-15 pareths, which range from 2500 to 5000 mg/kg for rabbits and is >5000 mg/kg for rats, are provided in Table 5.⁴⁵

Inhalation

PEG methyl ethers. In 2 separate studies, rats were either exposed to 200 mg/L PEG-3 methyl ether for 1 hour or exposed to concentrated vapor for 8 hours.²⁰ All animals survived both studies, and the LC₅₀ value was not established in either study.

Other

Laureths. The acute intravenous (iv) toxicity of laureth 9 was evaluated using groups of 10 male albino Swiss Webster mice.⁴² The iv LD₅₀, after 24 hours and 7 days, was 100 mg/kg.

A single intratracheal dose of 100 µL/animal of 1% laureth 9 was administered to 12 male Sprague-Dawley rats in order to examine the toxic effects on the lungs.⁴¹ A negative control group of 12 rats was dosed with water. Four rats were killed at 1, 3, or 7 days after dosing. Moderate pulmonary lesions were observed in the bronchi, bronchioles, and alveoli of the test animals, but not controls, at each time period.

Repeated Dose Toxicity

Oral

Laureths. Oral toxicity of compounds analogous to laureth 9 was evaluated in a number of repeated dose studies.¹⁹ Groups of 6 Colworth Wistar rats, 3 per gender, were fed 0.023% to 1.5% C₁₂₋₁₄AE₇, C₁₂₋₁₅AE₇, and C₁₂₋₁₅AE₁₁ in the diet for 21 days. A group of 6 male and 6 female rats were used as the control group. With all test compounds, growth was decreased in the 0.75% and 1.5% groups; changes in plasma protein concentration and organ weights were associated with this effect. The liver appeared to be the major target organ, but it was stated that changes seemed to be indicative of an adaptive response rather than a true adverse effect. The lowest observable effect level (LOEL) was 0.75% in the diet for all the test compounds. The no-observable adverse effect level (NOAEL) was 0.375% in the diet for these compounds, corresponding to 502 mg/kg bw C₁₂₋₁₄AE₇, 459 mg/kg bw C₁₂₋₁₅AE₇, and 519 mg/kg bw C₁₂₋₁₅AE₁₁.

Groups of Colworth Wistar rats, number per group not specified, were fed 0.03% to 1.0% active material C₁₂₋₁₅AE₇ and C₁₂₋₁₄AE₇ in the diet for 90 days. (Active was not defined.) With both compounds, body weight gains were significantly decreased in male and female rats fed doses >0.25%. Relative liver to body weights were significantly increased in males fed 0.5% and 1.0% and in females fed 0.25%, 0.5%, and 1.0% of the test materials. Upon microscopic examination, hepatocyte enlargement was noted in the livers. No effects were observed in reproductive organs. The NOAEL for these compounds was 0.125% in the diet, which corresponded to 102 mg/kg per bw/d C₁₂₋₁₅AE₇ and 110 mg/kg per bw/d C₁₂₋₁₄AE₇.

C₁₄₋₁₅AE₇ was fed to groups of 6 male and 6 female Wistar rats at concentrations of 300 to 10 000 ppm of active ingredient for 90 days. The control group was comprised of 12 male and 12 female rats. Body weights were decreased in males of the 10 000 ppm group and females of the 3000 ppm group. Relative liver to body weights were increased in males and females of the 3000 and 10 000 ppm groups and in females of the 1000 ppm group; the relative spleen to body weight was increased in males of the 10 000 ppm group. Microscopically, no compound-related effects were seen at any dose level. The dietary NOAEL was 300 ppm, corresponding to 15 mg/kg bw C₁₄₋₁₅AE₇.

In another 90-day study, C₁₄₋₁₅AE₇ was also fed to groups of 20 male and 20 female albino rats at concentrations of 0.1%, 0.5%, and 1% in the diet. Five rats/gender were killed for necropsy on day 28. No treatment-related changes in body weights, feed intake, organ weights, clinical chemistry, or hematology were observed. The NOAEL was 1% C₁₄₋₁₅AE₇, corresponding to 700 mg/kg bw for males and 785 mg/kg bw for females.

In a 2-year study, rats, number per group not specified, were fed 0.1%, 0.5%, and 1% C₁₂₋₁₃AE_{6.5} and C₁₄₋₁₅AE₇ in the diet. Reduced feed consumption, resulting in decreased body weight gains, was observed in the females fed 0.5% and 1% and in the males fed 1%. Relative liver, kidney, and brain to body weights were increased in the 0.5% and 1% female groups, an increased relative heart to body weight was observed in the 1% female group, and increased relative liver to body weights were observed in the 1% male group. The incidence of focal myocarditis was greater in treated males than in controls. No other treatment-related lesions were observed. The NOAEL was 0.1%, corresponding to 50 mg/kg per bw/d.

C₁₄₋₁₅AE₇ was fed to rats, number per group not specified, at concentrations of 0%, 0.1%, 0.5%, and 1% in the diet for 2 years. Body weights were decreased for females of the 0.5% and 1% groups and for males of the 1% group. Increases in relative liver, kidney, heart, and thyroid/parathyroid gland to body weights were observed in the high-dose group. The only significant microscopic finding was focal myocarditis in all test groups; this lesion was observed at 13 months but not at 2 years. The NOAEL was 0.5%, corresponding to 190 and 162 mg/kg per bw/d for female and male rats, respectively.

Deceths

Groups of 5 female NZW rabbits were dosed orally by gavage with 2 mL/kg of 0.12, 0.25, 0.50, 0.75, or 1.0 g/kg deceth (avg chain length not specified) for 13 days.⁴² The negative control group was dosed with distilled water. The deaths that occurred were 1 rabbit dosed with 0.12 g/kg (day 8; thought to be gavage error); all 5 rabbits dosed with 0.25 g/kg (days 2-12); 4 rabbits dosed with 0.5 g/kg (days 2-14); 4 rabbits dosed with 0.75 g/kg (days 2-14); and all 5 rabbits dosed with 1.0 g/kg (days 2-6). The majority of the mortality was a result of respiratory distress. A number of signs of toxicity, such as postdose inactivity, clonic convulsions, and respiratory distress, were observed occasionally in the 2 lower dose groups and frequently in the higher dose groups. Severe body weight loss was noted in the highest dose group, and slight to moderate body weight loss was observed in the other groups. Feed consumption was significantly decreased at some point for all groups.

PEG Methyl Ethers

Sprague-Dawley rats (number/gender/group not specified) were given 0, 0.75, 1.6, 3.9, and 8.0 g/kg per d PEG-3 methyl ether in the drinking water for 14 days.²⁰ PEG-3 methyl ether

was mildly to moderately toxic at 4 g/kg and severely toxic at ≥ 8 g/kg. A NOAEL of 1.6 g/kg per d was assigned.

Groups of 15 male and 15 female Sprague-Dawley CD rats were given drinking water containing target doses of 0, 400, 1200, and 4000 mg/kg per d PEG-3 methyl ether for 91 days.²⁰ One female of the high-dose group died during the study. No treatment-related clinical signs of toxicity, alterations in functional observational battery, or gross microscopic lesions in the nervous system were found. Statistically significant increases in absolute liver weights were observed in males of the high-dose group; increased relative liver to body weights were also observed in males of this group. Microscopically, hepatocellular cytoplasmic vacuolization and/or hypertrophy were seen in the livers of high-dose males; the severity of these lesions was mostly minimal to mild, although some had moderate or marked vacuolization. Minimal or mild hepatocellular hypertrophy was seen in 10 high-dose females. Treatment-related mild to moderate degeneration and/or minimal to moderate atrophy of the seminiferous tubules was observed in males of the high-dose group. The researcher stated that a possible contributing factor in the development of testicular lesions was low-level contamination with 2-methoxyethanol (0.02%-0.04%), which is a testicular toxicant. Based on liver effects, the researchers assigned a NOAEL of 400 mg/kg per d and a lowest observable adverse effect level (LOAEL) of 1200 mg/kg per d PEG-3 methyl ether. Based on testicular effects, the researchers assigned a NOAEL of 1200 mg/kg per d and LOAEL of 4000 mg/kg per d. However, the Environmental Protection Agency (EPA) reviewed the information and determined that the LOAEL for testicular effects in this study was between 400 and 1200 mg/kg per day.

C₁₄₋₁₅ pareths. Groups of 12 male and 12 female Wistar rats were fed diet containing 300, 1000, 3000, or 10 000 ppm C₁₄₋₁₅ pareth 7 for 13 weeks.⁴⁹ A control group of 24 males and 24 females was given untreated feed. All the animals were killed at the termination of dosing. Treatment-related clinical signs were not observed during the study. Mean body weights of males of the 10 000 ppm and females of the 3000 and 10 000 ppm groups and feed consumption of males and females of the 10 000 ppm group were statistically significantly decreased compared to controls. Differences were noted for some hematological and clinical chemistry values compared to controls, and increases in mean liver weights (3000 and 10 000 ppm males and females and 1000 ppm females), spleen weights (10 000 ppm males), and kidneys (1000 ppm females) were recorded. No microscopic lesions were observed. Therefore, any observed differences in organ weights and clinical chemistry and hematology values that were observed were not attributed to dosing and not considered toxicologically significant.

Oleths. A short-term oral study was performed in groups of 3 male and 3 female rats that were dosed by gavage with 0, 100, 300, or 1000 mg/kg per d of an unspecified oleth.⁵⁰ One male and 1 female died after 2 doses of 1000 mg/kg, at which point the high dose was reduced to 750 mg/kg per d. Two additional

high-dose males died after the third or fourth dose, and 2 additional females in moribund condition were killed after 7 doses. A mid-dose male was killed after 17 doses due to signs of toxicity. Generally, the organs and tissues appeared normal at necropsy. (No other study details were given.)

Dermal

Laureths. The dermal toxicity of laureth 4 was evaluated using groups of female Sprague-Dawley rats.⁴⁸ Doses of 495, 990, or 1980 mg/kg undiluted laureth 7 (at dose volumes of 0.5, 1.0, and 2.0 mL/kg, respectively) were applied to the clipped skin of the rats for 5 days during week 1 and for 4 days during week 2. The test sites were occlusively wrapped for at least 6 hours, and the application site was rinsed when the wrap was removed. The controls were dosed with 2.0 mL of water. Erythema and edema were not observed in this study. Exfoliation was observed for animals of all test groups. Excoriation and/or fissures were observed for 2, 7, and 11 animals of the low-, mid-, and high-dose groups, respectively. Microscopic lesions, such as acanthosis and hyperkeratosis, were also reported. No other treatment-related clinical signs of toxicity were observed.

A dose of 2 mL/kg bw of 2.5% aqueous C₁₄₋₁₅AE₇, a compound analogous to laureth 9, was applied 5 days a week, 6 h/d for 13 weeks to groups of 3 male and 3 female rabbits.¹⁹ Three test animals died during the study; death was attributed to an infectious disease (also observed in the controls) and the stress of treatment. Moderate localized dermal irritation, as evidenced by erythema and edema, was observed in all test animals.

PEG methyl ethers. Groups of 5 rats/gender were dosed dermally with 0, 1000, 2500, or 4000 mg/kg per d PEG-3 methyl ether, 6 h/d.²⁰ Nine applications were made during a 12-day period. No treatment-related adverse effects were observed. Slight scabbing or crusting was noted at the test site of a few mid- or high-dose males and females. Clinical chemistry and hematological and urinalysis values that were statistically significantly different from control values were reported, but these effects were not considered by the researchers to be treatment related. The NOAEL was determined to be 4000 mg/kg per d for this study.

A group of 5 male and 5 female NZW rabbits was used to determine the dermal toxicity of PEG-3 methyl ether.^{20,38} A dose of 1000 mg/kg per d was applied neatly to the shaved skin (size of test area not specified) on the back of each animal, 6 h/d, 5 d/week for 3 weeks, under an occlusive covering; the animals were restrained during dosing. Six hours after application, the site was rinsed. The negative control group of 10 animals was sham treated. The test sites were scored for dermal irritation immediately prior to dosing. All animals were killed within 24 hours of the last dose.

No animals died during the study. The only observation made related to testing was the incidence of erythema and edema due to dermal application of PEG-3 methyl ether. Slight

erythema and edema was first observed for 1 animal on day 6. Erythema was observed for all animals on day 9 and continued until study termination. Edema was observed in some, but not all, animals, and it resolved completely by day 18. According to microscopic examination, the lesions were primarily trace acanthosis. No other significant toxicological findings were reported during the study or at necropsy.

The toxic potential of undiluted PEG-3 methyl ether was evaluated by applying doses of 0, 400, 1200, or 4000 mg/kg bw to a shaved site on the backs of 10 Sprague-Dawley rats/gender/group for 6 h/d, 5 d/week, for 13 days.²⁰ The test material was uniformly spread on a 12 cm² area under a semioclusive covering. Additional groups of 5 rats/gender per dose were used for interim evaluations. There were no indications of systemic toxicity, and the researchers did not consider testicular effects in 1 high-dose and 1 mid-dose male to be test article related. (Dermal effects were not described.) The researchers assigned a NOAEL of 4000 mg/kg per bw/d PEG-3 methyl ether. However, the EPA reviewed that data and, based on testicular effects in 2 males, assigned a NOAEL of >400 and <1200 mg/kg bw.

The dermal toxicity of PEG-7 methyl ether was evaluated in 14-day and 28-day studies using CD(SD)BR rats.²¹ In the 14-day study, 10 males and 10 females were dosed dermally with 5000 mg/kg undiluted PEG-7 methyl ether. The test site was clipped of hair, and applications were made 5 days/week. The application site was not occluded, but a collar was placed on the animals just prior to dosing until study termination. Controls were handled similarly, except no applications were made. In the 28-day study, groups of 15 male rats were dosed dermally with 1250, 2500, or 5000 mg/kg undiluted PEG-7 methyl ether, 5 d/week.

No mortality was recorded. In the 28-day study, slight-to-moderate erythema and slight to moderate desquamation were observed for some animals. In the 14-day study, the mean absolute weight of the spleens of males were significantly decreased and the mean and absolute relative thymus gland to body weight ratios of test males and females were slightly, but not significantly, decreased compared to controls. In the 28-day study, the mean absolute body weights of the high-dose animals and the mean testes weights of the low-dose group were significantly decreased compared to the controls. No microscopic lesions were reported for any test group, and as such the researchers found that it was unlikely that there was any biological significance associated with the changes in organ weights.

The same researchers also examined the dermal toxicity of PEG-7 methyl ether in a 9-day study and 90-day study using NZW rabbits. In the 9-day study, the dorsal surfaces of 5 male rabbits/group were clipped free of hair, and the rabbits were dosed with 1.0 mL of a solution of 50% PEG-7 methyl ether in 0.1% methyl cellulose in distilled water or with undiluted PEG-7 methyl ether. After 6 hours, the test site was wiped. Five applications were made during week 1, and 4 were made during week 2. The application site was not occluded, but a collar was placed on the animals daily, prior to dosing, until the site was

wiped. Vehicle was applied to animals in the negative control group. No mortality was recorded. Barely perceptible erythema and slight-to-moderate desquamation were observed. No significant differences in organ or body weights were observed as compared to controls.

In the 90-day study, groups of 10 male and 10 female rabbits were dosed, 5 d/week, with 1.0 mL of a solution of 50% PEG-7 methyl ether in 0.1% methyl cellulose in distilled water or with undiluted PEG-7 methyl ether. The application site was not occluded, but a collar was placed on the animals daily, prior to dosing, until the site was wiped. Vehicle was applied to animals in the negative control group. No mortality was recorded. Barely perceptible erythema and slight-to-moderate desquamation was observed. No significant differences in organ or body weights were observed as compared to controls. Mild acanthosis was observed for 3 females dosed with undiluted PEG-7 methyl ether. This lesion was not considered toxicologically significant.

C9-11 pareths. Groups of 20 Fischer 344 rats, 10 per gender, were exposed dermally to 0.5 mL/kg of 0, 1, 10, or 25% w/v aqueous C9-11 pareth 6, 3 d/week for 13 weeks.⁴⁴ The test site was shaved, but the application site was not covered. Each week the test site was evaluated for irritation. None of the animals died during the study. No toxicologically significant differences in feed consumption, body weights, or clinical signs were noted for the test groups as compared to controls. Irritation scores were 0 for all animals. Dry and flaking skin was observed in the 10% and 25% dose groups, and females of these groups had an increase in discoloration at the test site. Microscopically, the epidermal thickening with hyperkeratosis observed for the skin at the treatment site appeared to be a physiologic response to an irritant, rather than a toxic effect. Differences in organ weights, such as relative kidney to body weights in the high-dose group, were not considered treatment-related since no renal lesions were observed. Differences in clinical chemistry parameters were also not considered treatment related.

Talloweths. Applications of 2 mL/kg of a 0.5% solution of a talloweth (chain length not specified) in deionized water was applied to the shaved backs of 9 male and 9 female NZW rabbits.⁵¹ The applications were made 5 times/week for 13 weeks, followed by a 4-week recovery period. A group of 9 male and 9 female rabbits were dosed with deionized water and was used as the negative control group. The animals were placed in collars for 7 hours to minimize ingestion, and the test sites were rinsed when the collars were removed. The application site was evaluated daily for irritation.

Slight irritation was observed at the test site during dosing, but the skin was almost completely normal at the end of the recovery period. At the 4-week interim sacrifice, moderate epidermal hyperplasia, hyperkeratosis, and inflammatory infiltrates were observed microscopically, and after 13 weeks, slight-to-moderate hyperplasia was reported. After the 4-

week recovery period, there were no specific microscopic findings. There were no toxicologically significant findings.

Dermal Irritation

Dermal irritation studies using animals are summarized in Table 6. Depending on the alkyl PEG ether studied, results range from nonirritating to severely irritating.

Animal Studies

Laureths. Laureth 9 was applied undiluted or as a 15% or 20% aqueous solution under occlusion to the intact and abraded skin of rabbits (number, strain, and gender not specified).⁴² The test sites were scored 24 and 72 hours after application. A slight irritant effect was observed on intact and abraded skin 24 hours, but not 72 hours, after application of the 15% and 20% solutions. Using undiluted laureth 9, slight irritation was reported at the intact sites and moderate irritation at the abraded sites at both the 24 and 72 hours' readings.

The dermal irritation potential of a number of test substances analogous to laureth 9 was determined.¹⁹ C₁₄₋₁₅AE₇, 0.5 mL at 10%, 25%, or 100%, was not irritating when applied to rabbits under a semioclusive patch for 4 hours; the primary irritation index (PII) was 1.7. Following a 4-hour occlusive application to rabbit skin, undiluted C₁₂₋₁₄AE₁₀ and undiluted C₁₃AE₆ were moderately irritating, and undiluted C₁₃AE_{6.5} and undiluted C₁₂₋₁₄AE₆ were severely irritating. A 24-hour occlusive application of C₁₄₋₁₅AE₇ was severely irritating to rabbit skin, producing slight-to-moderate erythema and moderate-to-severe edema.

The dermal irritation of a contraceptive aerosol formulation containing 20% laureth 9 was also determined in a Draize study.⁴² The formulation was applied using occlusive patches to intact and abraded skin of 4 rabbits, and the sites were scored 24 and 72 hours after application. The aerosol formulation containing 20% laureth 9 was a mild irritant.

A mixture containing 1/10 g of laureth (chain length unspecified; composition percentage not stated) was applied to the shaved dorsal skin of 6 male albino rabbits.⁵³ The test site was occluded for 24 hours, and the site was evaluated upon removal and after 2 and 5 days. It was concluded that the laureth tested was a strong irritant, causing necrosis of the skin for 2 of the test animals.

PEG methyl ethers. PEG-3 methyl ether was applied to intact and abraded skin of 5 NZW rabbits at a dose of 2 g/kg, and the site was covered for 24 hours.²⁰ With intact skin, erythema, but not edema, was seen in 4 rabbits. With abraded skin, erythema and edema were both seen in 1 rabbit. (A conclusion regarding irritation potential was not given.)

Undiluted PEG-3 methyl ether, 0.1 mL, was applied uncovered to the skin of 5 rabbits for 24 hours.²⁰ PEG-3 methyl ether caused minimal irritation, with an irritation score of 2/10 at 24 hours.

C9-11 pareths. The primary dermal irritation potential of undiluted C9-11 pareth 6 was evaluated in a Draize test using

Table 6. Dermal Irritation and Sensitization

Ingredient	Concentration ^a	Animals	Procedure	Results	Reference
DERMAL IRRITATION					
Laureth 9	Undiluted	Rabbits (Number, Gender strain not specified)	Draize test	Slight irritation at intact sites and moderate irritation at abraded sites at 24 and 72 h	42
Laureth 9	1S, 20% aqueous 20% in a contraceptive aerosol formulation	4 Rabbits (gender and strain not specified)	Draize test	Slight irritant effect on intact and abraded skin at 24 h	42
Laureth (unspecified)	Unspecified	6 Male albino rabbits	0.10 g applied under occlusion	Mild irritant	
Compounds analogous to Laureth 9				Strong irritant with necrosis occurring in 2 animals.	53
C ₁₄₋₁₅ AE ₇	10 or 25% m/v aqueous; undiluted	Rabbits	0.5 ml, semi-occluded, 4 h	PII = 1.7/8; not irritating	19
C ₁₂₋₁₄ AE ₁₀	Undiluted	Rabbits	occlusive application, 4 h	PII = 4.1/8; moderate irritant	19
C ₁₃ AE ₆	Undiluted	Rabbits	occlusive application, 4 h	PII = 5.1/8; moderate irritant	19
C ₁₃ AE ₅	Undiluted	Rabbits	occlusive application, 4 h	PII = 5.5/8; severe irritant	19
C ₁₂₋₁₄ AE ₆	Undiluted	Rabbits	occlusive application, 4 h	PII = 6.3/8; severe irritant	19
C ₁₄₋₁₅ AE ₇	Undiluted	Rabbits	occlusive application, 24 h	PII = 6.42/8; severe irritant; slight to moderate erythema and moderate to severe edema	19
PEG Methyl Ethers					
PEG-3 Methyl Ether	Neat	5 NZW rabbits	2.0 g/kg applied under occlusion; intact and abraded skin	Intact skin: erythema in 4 rabbits; no edema abraded skin: erythema in 1 rabbit edema in 1 rabbit	20
PEG-3 Methyl Ether	Undiluted	5 Rabbits	0.01 ml applied uncovered for 24 h	Irritation grade 2/10 (minimal irritation)	20
C9-11 Pareths					
C9-11 pareth 6	Not specified	3 Male and 3 female NZW rabbits	Draize test; 1" sq. of gauze used for application	Moderately irritating	44
C9-11 pareth 3	Undiluted	6 Albino rabbits	Draize test	Severely irritating	45
C9-11 pareth 5	Undiluted	6 Albino rabbits	Draize test	Severely irritating	45
	0.1, 1, 10%	6 Albino rabbits	Draize test	0.1%—nonirritating; 1% - minimally irritating; 10%—slightly irritating	
C9-11 pareth 6	Undiluted	6 Albino rabbits	Draize test	Severely irritating	45
	0.1, 1%	Rabbits	Draize test	0.1%—Nonirritating; 1%—slightly irritating	45
C9-11 pareth 8	Undiluted	6 Albino rabbits	Draize test	Severely irritating	45
	0.1, 1, 10%	6 Albino rabbits	Draize test	0.1%—minimally irritating; 1% - mildly irritating; 10%—moderately irritating	
C12-13 Pareths					
C12-13 pareth (unspecified)	Undiluted	3 Male NZW rabbits	Draize test	Moderately irritating with necrosis and cracking of skin	46
C12-13 pareth 2	Undiluted	3 Male NZW rabbits	Draize test	Moderately irritating with no necrosis observed	47
C12-13 pareth 3	Undiluted	6 Albino rabbits	Draize test	Severely irritating	45
C12-13 pareth 7	Undiluted	6 Albino rabbits	Draize test	Mildly to severely irritating	45
C12-13 pareth 7	0.1%, 1%, and 10%	6 Albino rabbits	Draize test	0.1%—Nonirritating; 1%—mildly irritating; 10%—moderately irritating	
C12-15 Pareths					
C12-15 pareth 3	Undiluted	6 Albino rabbits	Draize test	Moderately to extremely irritating	45
C12-15 pareth 7	Undiluted	6 Albino rabbits	Draize test	Moderately irritating	45
	0.1%, 1%, 10%	6 Albino rabbits	Draize test	0.1, 1%—mildly irritating; 10%—moderately irritating	

(continued)

Table 6. (continued)

Ingredient	Concentration ^a	Animals	Procedure	Results	Reference
C12-15 parath 9	Undiluted 0.1%, 1%	6 Albino rabbits	Draize test	Severely irritating	45
C12-15 parath 12	50%	6 Albino rabbits 6 Albino rabbits	Draize test Draize test	Nonirritating Minimally irritating	45
C14-15 Parath 5	Undiluted	6 Albino rabbits	Draize test	Severely irritating	45
C14-15 parath 7	0.1%, 1%, and 10%	6 Albino rabbits	Draize test	0.1%—minimally irritating; 1% - mildly irritating; 10%—moderately irritating	45
C14-15 parath 11	Undiluted 0.1%, 1%, and 10%	6 Albino rabbits 6 Albino rabbits	Draize test Draize test	Moderately to severely irritating 0.1%—nonirritating; 1% - slightly irritating; 10%—moderately to severely irritating	45
C14-15 parath 13	Undiluted	6 Albino rabbits	Draize test	Moderately irritating	45
C14-15 parath 18	Undiluted 0.1%, 1%, and 10%	6 Albino rabbits 6 Albino rabbits	Draize test Draize test	Mildly irritating 0.1% nonirritating; 1%—minimally irritating; 10%—slightly irritating	45
DERMAL SENSITIZATION					
Laureth 5	Induction: 10% aqueous laureth 5, challenge: 0%-5% aqueous Laureth 5	15 Dunkin-Hartley guinea pigs	Modified cumulative contact enhancement test	No sensitization reactions observed; confluent erythema observed at 96 h in 1 test and 1 control animal at the 5% challenge and at 48 and 72 h in 1-2 test and control animals at the 1% challenge.	24
Laureth 9	0.02% Aqueous solution	Groups of 7 male guinea pigs	Intracutaneous test; injections 3w/wk for 10 injections; challenge was a single injection 2 wks later	No direct or delayed sensitization reactions	42
Laureth 9	0.1% Solution of an aerosol contraceptive formulation containing 20% laureth 9	Groups of 7 male guinea pigs	Intracutaneous test; injections 3x/wk for 10xs; challenge: single injection 2 wks later	No direct or delayed sensitization reactions	42
Compounds analogous to Laureth 9					
C12-15AE7	Intraderm. induction: 0.05% aqueous; top. induction: 20% aqueous; top. challenge: 15% aqueous	20 Test and 10 control guinea pigs	Magnusson-Kligman sensitization study	Not sensitizing	19
C14-15AE7	Intraderm. induction: 0.2% in corn oil.; top. induction: undiluted.; top. challenge: 60% in corn oil	20 Test and 10 control guinea pigs	Magnusson-Kligman sensitization study	Not sensitizing	19
C12-14AE6	Induction: undiluted; challenge: 50% in de-ionized water	20 Test and 10 control guinea pigs	Buehler method	Not sensitizing	19
C12-14AE9	Induction: undiluted; challenge: 50% in de-ionized water	21 Test and 10 control guinea pigs	Buehler method	not sensitizing	19
Laureth 9	0.1% Solution of an aerosol contraceptive formulation containing 20% laureth-9	Groups of 7 male guinea pigs	Intracutaneous test; injections 3x/wk for 10 totals; challenge was a single injection 2 wks later	No direct or delayed sensitization reactions	42
C9-11 parath 6	1% Aqueous	4 Groups of 5 male and 5 female Dunkin-Hartley albino guinea pigs	Buehler method	No sensitization reactions	44

(continued)

Ingredient	Concentration ^a	Animals	Procedure	Results	Reference
C9-11 parath 3	Not specified	Guinea pigs (number, gender, strain not specified)	Not specified	Not sensitizing	45
C9-11 parath 5	Not specified	Guinea pigs (number, gender, strain not spec)	Not specified	Not sensitizing	45
C9-11 parath 6	Not specified	Guinea pigs (number, gender, strain not specified)	Not specified	Not sensitizing	45
C9-11 parath 8	Not specified	Guinea pigs (number, gender, strain not specified)	Not specified	Not sensitizing	45
C12-13 Pareths C12-13 parath (unspecified)	Intradermal induction: 0.5%, topical induction: 50%, challenge: 25%; in corn oil	10 Male and 10 female guinea pigs (strain not provided)	Magnusson-Kligman maximization study	Trace erythema was observed for 1 female test animal at each reading; test material was considered a very weak sensitizer	46
C12-13 parath 2	Intradermal induction: 0.10%; topical induction: undiluted; challenge: 50%; in corn oil	10 Male and 10 female guinea pigs (strain not provided)	Magnusson-Kligman maximization study	Not sensitizing	47
C12-13 parath 3	Not specified	Guinea pigs (number, gender, strain not specified)	Not specified	Not sensitizing	45
C12-13 parath 7	Not specified	Guinea pigs (number, gender, strain not specified)	Not specified	Nonsensitizing to low sensitizing	45
C12-15 Pareths C12-15 parath 3	Not specified	Guinea pigs (number, gender, strain not specified)	Not specified	Not sensitizing	45
C12-15 parath 7	Not specified	Guinea pigs (number, gender, strain not specified)	Not specified	Not sensitizing	45
C12-15 parath 9	Not specified	Guinea pigs (number, gender, strain not specified)	Not specified	Not sensitizing	45
C14-15 pareths C14-15 parath 7	Not specified	Guinea pigs (number, gender, strain not specified)	Not specified	Not sensitizing	45
C14-15 parath 11	Not specified	Guinea pigs (number, gender, strain not specified)	Not specified	Not sensitizing	45
C14-15 parath 13	Not specified	Guinea pigs (number, gender, strain not specified)	Not specified	Not sensitizing	45
C14-15 parath 18	Not specified	Guinea pigs (number, gender, strain not specified)	Not specified	Not sensitizing	45

^a The vehicle is identified when known.

3 male and 3 female NZW rabbits at a dose of 2 g/kg.⁴⁴ The test substance was applied to a 1-inch square of gauze, and the gauze was applied to the shaved backs of the animals under an occlusive patch for 24 hours. The test site was scored at patch removal after 24 and 72 hours. The PII was 5.3/8, and C9-11 pareth 6 was classified as moderately irritating.

The dermal irritation potentials of undiluted C9-11 pareth 3, C9-11 pareth 5, C9-11 pareth 6, and C9-11 pareth 8 was evaluated in Draize studies, each using 6 albino rabbits.⁴⁵ All of these ingredients were severely irritating. Some dilutions (vehicle not specified) were also tested. C9-11 pareth 5 was nonirritating at 0.1%, minimally irritating at 1%, and slightly irritating at 10%. C9-11 Pareth 6 was nonirritating at 0.1% and slightly irritating at 1%. C9-11 Pareth 8 was minimally irritating at 0.1%, mildly irritating at 1%, and moderately irritating at 10%.

C12-13 pareths. The dermal irritation potential of a C12-13 pareth (chain length unspecified) was evaluated in a Draize test using 3 male NZW rabbits.⁴⁶ A single occlusive patch of undiluted test material was applied to intact and abraded skin for 24 hours, and the test sites were graded at 24 hours, 72 hours, and 7 days after application. Mean scores of 2, 2.2, and 2.5/4 for erythema and 1, 2, 2/4 for edema were reported at 24 hours, 72 hours, and 7 days, respectively, for both intact and abraded skin. Necrosis and cracking skin was observed. The test substance was moderately irritating.

The same protocol was followed to determine the dermal irritation potential of undiluted C12-13 pareth 2.⁴⁷ The erythema and edema scores were slightly lower, and necrosis was not observed, but this compound was also classified as moderately irritating.

The dermal irritation potentials of undiluted C12-13 pareth 3 and C12-13 pareth 7 were evaluated in a Draize study using 6 albino rabbits.⁴⁵ C12-13 Pareth 3 was severely irritating and C12-13 pareth 7 was mildly to severely irritating. Dilutions of C12-13 pareth 7 (vehicle not specified) was nonirritating at 0.1%, mildly irritating at 1%, and moderately irritating at 10%.

C12-15 pareths. The dermal irritation potentials of undiluted C12-15 pareth 3, C12-15 pareth 7, and C12-15 pareth 9 were evaluated in Draize studies, each using 6 albino rabbits.⁴⁵ C12-15 pareth 3 was moderately to extremely irritating, C12-15 pareth 7 was moderately irritating, and C12-15 pareth 9 was severely irritating. Some dilutions (vehicle not specified) were also tested. A 50% solution of C12-15 pareth 12 was minimally irritating. At concentrations of 0.1% and 1%, C12-15 pareth 7 was mildly irritating, while at 10%, it was moderately irritating. C12-15 pareth 9 was nonirritating at concentrations of 0.1% and 1%.

C14-15 pareths. The dermal irritation potentials of undiluted C14-15 pareth 7, C14-15 pareth 11, C14-15 pareth 13, and C14-15 pareth 18 were evaluated in Draize studies, each using 6 albino rabbits.⁴⁵ C14-15 pareth 7 was severely irritating, C14-15 pareth 11 was moderately to severely irritating,

C14-15 pareth 13 was moderately irritating, and C14-15 pareth 18 was mildly irritating. Some dilutions (vehicle not specified) were also tested. C14-15 pareth 7 was minimally irritating at 0.1%, mildly irritating at 1%, and moderately irritating at 10%. C14-15 pareth 11 was nonirritating at 0.1%, slightly irritating at 1%, and moderately to severely irritating at 10%. C14-15 pareth 18 was nonirritating at 0.1%, minimally irritating at 1%, and slightly irritating at 10%.

Dermal Sensitization

Animal sensitization studies are summarized in Table 6. Alkyl PEG ethers are not significant sensitizers in these animal studies.

Laureths. The sensitization potential of laureth 5 was examined in a modified cumulative contact enhancement test that was performed without adjuvant stimulation at induction and with closed epidermal challenge.²³ At induction, occlusive applications of 200 mg of 10% aqueous Laureth 5 were made to the shaved backs of 15 Dunkin-Hartley guinea pigs on days 0, 2, 7, and 9 of induction. Water was used for induction with the negative control group. The challenge was performed on day 21, and 15 µg of 0%, 0.1%, 1%, and 5% aqueous laureth 5 was applied to the shaved left flank for 24 hours using Finn chambers. The test sites were evaluated 48, 72, or 96 hours after application. Laureth 5 did not produce a sensitization reaction. However, confluent erythema was seen in 1 test and 2 control animals at 48 hours and in 2 test animals and 1 control animal at 72 hours and 1 test and 1 control animal with the 1% induction and at 96 hours in 1 test and 1 control animal with the 5% challenge.

Groups of 7 male guinea pigs were dosed intracutaneously with a 0.02% aqueous solution of laureth 9 or a 0.1% solution of an aerosol contraceptive formulation containing 20% laureth 9, to determine the sensitization potential.⁴² The injections were made 3 times/week for a total of 10 applications. The first injection volume was 0.05 mL, and the subsequent injections were 0.1 mL. A control group was injected with distilled water. Two weeks after the last induction injection, 0.05 mL of the corresponding test or control solution was given as a single injection. A small, transient raised area was observed after test and control injections. Neither laureth 9 solution produced direct or delayed sensitization reactions.

The sensitization potential of a number of test substances analogous to laureth 9 was determined.¹⁹ In Magnusson-Kligman guinea pig maximization tests in which intradermal induction used concentrations of 0.05% to 0.2%, dermal induction used concentrations of 20% to 100%, and challenge was with concentrations of 15% to 60%, the compounds were non-sensitizing. In Buehler studies using guinea pigs, the products were applied undiluted during induction and at 50% aqueous at challenge. Again, no sensitization was observed.

C9-11 pareths. The sensitization potential of a 1% aqueous solution of C9-11 pareth 6 was evaluated using the Buehler

method.⁴⁴ Induction patches of the negative, positive, or irritant controls or the test article were applied to the clipped skin on the back of 4 groups of 5 male and 5 female Dunkin-Hartley albino guinea pigs. The occlusive patches were applied 1 d/week, 6 h/d, for 3 consecutive weeks. The rest period duration was not stated. Signs of sensitization were scored 24 and 48 hours after the challenge applications. C9-11 patch 6 did not produce a sensitization reaction.

C9-11 patch 3, C9-11 patch 5, C9-11 patch 6, and C9-11 patch 8 were not sensitizers in studies of guinea pigs (details not given).⁴⁵

C12-13 patches. The dermal sensitization potential of a C12-13 patch (chain length not specified) was evaluated with a Magnusson-Kligman maximization study.⁴⁶ The test group consisted of 10 male and 10 female guinea pigs, while the negative control group had 5 animals per gender. A dose of 0.50% w/v was used for the intradermal induction, 50% w/v for topical induction, and 25% w/v for the topical challenge patch. Corn oil was used as the vehicle. Erythema was scored immediately and 24 and 48 hours after removal of the challenge patch, and trace erythema was observed for 1 female test animal at each reading. It was concluded that the test material was a very weak sensitizer in guinea pigs.

The dermal sensitization potential of C12-13 patch 2 (chain length not specified) was evaluated using the same procedure.⁴⁷ In this study, the intradermal induction dose was 0.1% w/v, the topical induction used undiluted test material, and the topical challenge dose was 50% w/v. None of the guinea pigs had an erythematous response, and the test material was not considered to be a sensitizer.

C12-13 patch 3 was not a sensitizer in guinea pigs, and C12-13 patch 7 had either low sensitization potential or was negative for sensitization (details not given).⁴⁵

C12-15 patches. C12-15 patch 3, C12-15 patch 7, and C12-15 patch 9 were not sensitizers in guinea pig studies (details not given).⁴⁵

C14-15 patches. C14-15 patch 7, C14-15 patch 11, C14-15 patch 13, and C14-15 patch 18, concentrations not specified, were not sensitizers in guinea pig studies (details not given).⁴⁵

Human Irritation/Sensitization Studies

Laureths. In a retrospective European study of allergic contact response, only 1 of 475 patients had an allergic contact reaction to laureth 4.⁵⁴ From 1992 to 1999, 3186 patients were patch tested with 0.5% laureth 9.⁵⁵ Based on a 72-hour reading, 0.94% had questionable (erythematous), 0.88% had slightly irritating, 0.97% had weakly positive, and 0.25% had strongly positive reactions. For 6202 patients that were patch tested with 3% laureth 9, 1.79% of the participants had questionable, 0.48% had irritating, 1.77% had weakly positive, and 0.34% had strongly positive reactions. For the 649 patients patch tested with both concentrations, the concordance was moderate.

Clinical dermal irritation testing was performed with test substances that were analogous to laureth 9.¹⁹ In a 3-patch application test using 10 participants, undiluted or 25% aqueous C₁₄₋₁₅AE₇ was applied under occlusive patches for 4 hours on 3 alternate days. Slight to negligible irritation was observed. In a 24-hour occlusive patch test with 8 participants, a 10% aqueous solution of C₁₂₋₁₃AE_{6.5} was slightly irritating.

A human repeat insult patch test (HRIPT) was completed with 51 participants to determine the sensitization potential of aerosol cream preparations containing 10%, 15%, and 20% laureth 9.⁴² During induction, occlusive patches were applied for 24 hours to the anterolateral surface of the upper arm, 3 times/week for 3 weeks. Challenge patches were applied 16 days after removal of the last induction patch, and those patches were left in place for 24 hours.

During induction, reactions were observed for all 3 preparations with patches 3 to 9. Most of the reactions were mild (1+). A 2+ reaction was recorded for some participants after the third 20% formulation patch and after the sixth patch for all formulations. Following the ninth application, all formulations produced 1+ to 3+ reactions. This was interpreted as skin fatigue. At challenge, 12% of the participants had a mild reaction to the 10% and 15% formulations, while 18% had a mild reaction to the 20% solution. These numbers decreased to 4% and 6%, respectively, by day 3. None of the participants had reactions that were indicative of sensitization.

The HRIPTs were performed with test substances that were analogous to laureth 9.¹⁹ In an HRIPT performed using 108 participants, 24-hour induction patches with 0.3 mL of 5%, 10%, or 25% aqueous C₁₂₋₁₅AE₇ and C₁₂₋₁₅AE₉ were applied 3 times/week for 9 weeks. A 24-hour challenge patch was applied after a 2-week nontreatment period. During induction, patches with 25% of the test materials caused very slight primary skin irritation, with slight erythema seen in 6 of 108 participants induced with 25% C₁₂₋₁₅AE₇ and in 15 of 108 participants induced with 25% C₁₂₋₁₅AE₉. At induction with 5%, very slight erythema was seen in 1 and 5 participants for C₁₂₋₁₅AE₇ and C₁₂₋₁₅AE₉, respectively. Upon challenge, there was no evidence of sensitization with either compound.

In the same HRIPT, induction patches containing 0.3 mL of 5% or 15% aqueous C₁₂₋₁₃AE_{6.5} and C₁₂₋₁₅AE₁₂ were applied to 12 participants per test material. With both induction concentrations of C₁₂₋₁₅AE₆, 1 participant developed mild erythema. Erythema was not observed with C₁₂₋₁₅AE₆. Upon challenge, there was no evidence of sensitization with either test substance.

C₁₂₋₁₅AE_{6.5} and C₁₂₋₁₅AE₉, using patches containing 1% aqueous solution, were evaluated in another HRIPT with 12 participants following the same protocol. Very slight primary skin irritation was observed with C₁₂₋₁₃AE_{6.5}, with very slight erythema observed for 1 participant at 4 different readings. C₁₂₋₁₅AE₉ did not produce any irritant effects. Upon challenge, there was no evidence of sensitization with either compound.

A study was reported in which participants wore patches containing 2.5% aqueous C₁₄₋₁₅AE₇ (144 participants) or C₁₂₋₁₃AE_{6.5} (165 participants) for up to 3 weeks, with challenge

following a 17-day nontreatment period. Skin hyperactivity was observed in 1 participant exposed to C₁₂₋₁₃AE_{6,5}.

Stearths. Steareth 2, steareth 10, and steareth 21 were evaluated on normal and damaged skin.⁵⁶ The test compounds were applied at a concentration of 5% w/v in a water/mineral oil (50:50) mixture, with a vehicle control; 50 μ L of each test compound and the control were applied to normal skin of the volar forearm of 20 participants for 48 hours. For damaged skin, the skin was irritated using sodium lauryl sulfate prior to application of the test material. At 24 hours after patch removal, the sites were examined for irritation based on the presence of erythema, the transepidermal water loss (TEWL; measured with an evaporimeter), and microvascular blood flow (measured with a laser Doppler flowmeter). Erythema was similar between the control and the test sites for both normal and damaged skin. With normal skin, TEWL was statistically significantly increased for all 3 steareths as compared to the controls. Skin blood flow was similar. With irritated skin, TEWL was statistically significantly decreased with steareth 2 and steareth 21 when compared to controls. Again, skin blood flow was similar to control values.

PEG methyl ethers. The dermal irritation of PEG-3 methyl ether was evaluated using groups of 20 participants.²⁰ The test material, 0.03 mL, was applied to the gauze center of a 3/8 inches \times 1 1/2 inches bandage and placed on the skin for 24 hours. One hour after removal, the procedure was repeated for 3 consecutive days. At 24 hours, 10 participants had an erythema score of 1/4 and 3 participants had a score of 2/4. By 72 hours, 7 participants had an erythema score of 1, and 13 participants had an erythema score of 2. No edema was observed. The average total irritation score by 72 hours was 1.65, and the test material was slightly irritating.

C12-13 pareths. In an HRIPT (number of participants not given), C12-13 pareth 7, tested at concentrations of 1%, 5%, and 15%, produced very slight irritation and was not a sensitizer.⁴⁵

C12-15 pareths. In an HRIPT (number of participants not given), C12-15 pareth 7, tested at concentrations of 5%, 15%, and 25%, produced very slight irritation, and C12-15 pareth 9, tested at the same concentrations, produced very-slight-to-mild irritation.⁴⁵ C12-15 pareth 12 was very slightly irritating (5%) or nonirritating (15%). None of the C12-15 pareths were sensitizers in human participants.

Case Reports

Case reports have appeared sporadically over the past 30 years.⁵⁷⁻⁶⁶ The majority of the reports are skin reactions to laureths, especially laureth 9. Reactions included, but were not limited to, eczema, contact dermatitis, and a pruritic rash.

Ocular Irritation

Rabbit ocular irritation studies of alkyl PEG ethers are summarized in Table 7. Laureths and laureth analogs were slight-to-moderate ocular irritants;^{19,37} PEG methyl ether was a slight ocular irritant;²⁰ In studies using albino rabbits, C9-11 pareths, C12-13 pareths, C12-15 pareths, and C14-15 pareths were nonirritating at low concentrations, with irritation increasing with concentration, and with severe ocular irritation if the albino rabbit eye was not rinsed;⁴⁵ C12-13 pareths were nonirritating to mildly irritating in studies using NZW rabbits;^{46,47} and Oleth 20 at 5% produced only mild, transient conjunctival redness, and chemosis.⁶⁸

Mucosal Irritation

Laureths. Sprague-Dawley rats (number not given)³⁹ were exposed to 25 mL of 1% laureth 9 placed into the left nostril of each test animal, while saline was instilled into the nostril of the negative controls. Four hours after dosing, swelling was observed, but there were no changes in the nasal epithelium. Severe damage was observed on day 2, with shedding of necrotic epithelium. Regeneration of the epithelium started by day 3, and there was evidence of basal cell regrowth by day 4. The epithelium was completely regenerated between days 7 and 10.

Undiluted laureth 9 was instilled (5 mL) 1 time into the vagina of 2 dogs.⁴² No irritation was observed in the cervical or vaginal mucosa of either dog on day 0 or 3. Laureth 9 at 15% aqueous (5 mL) instilled once daily for 5 days (number of dogs not specified). Again, no mucosal irritation was observed.

Reproductive and Developmental Toxicity

Dermal

C9-11 pareths. A 2-generation reproductive study was performed using Fischer 344 rats to examine whether C9-11 pareth 6 had any effect on reproductive parameters.⁴⁴ The F₀ groups, consisting of 30 males and 30 females, were exposed dermally to 1 mL/kg of 0%, 1%, 10%, or 25% w/v aqueous C9-11 pareth 6 for 119 days prior to mating. The test site was shaved, but the application sites were not covered. The test material was not applied during mating to avoid ingestion. For the second generation, after 133 days of dosing, groups of 20 males and 20 females per test group were mated. For both generations, the application sites were evaluated for irritation. The male rats of both generations were killed following mating. Gross necropsies were performed on all F₀ and F₁ parents and on 5 pups/gender per dose.

There was no mortality in the F₀ generations, and deaths that did occur in the F₁ generation were not attributed to treatment. No irritation was observed for any of the animals, but dry flaking skin was observed in the 10% and 25% dose groups. For effects on body weight, 10% was a no-effect level and 25% C9-11 pareth 6 caused a minimal decrease in body weights over the study. There were no compound-related effects on maternal body weights in any test group. No toxicologically significant

Table 7. Ocular Irritation

Ingredient	Concentration ^a	Animals	Procedure	Results	Reference
Laureths					
Laureth 9	5% Aqueous	Rabbits (number, gender strain unspecified)		Not irritating; had a slight anesthetic effect on the eye	35
compounds analogous to Laureth 9					
C ₁₂₋₁₄ AE ₆	Undiluted	3 Rabbits	Draize test	ElI = 27.1/110; moderately irritating	19
C ₁₃ AE _{5-6.5}	Undiluted	3 Rabbits	Draize test	ElI = 44/110; severely irritating	19
C ₁₃ AE ₆	Undiluted	3 Rabbits	Draize test	ElI = 44/110; severely irritating	19
C ₁₂₋₁₄ AE ₁₀	Undiluted	3 Rabbits	Draize test	ElI = 37/110; moderately to severely irritating	19
C ₁₁₋₁₅ AE ₁₁	Undiluted	9 Rabbits	Draize test	ElI = 39/110; moderately to severely irritating	19
C ₁₂₋₁₄ AE ₇	Undiluted	9 Rabbits	0.1 ml applied; eyes of 3 rabbits rinsed	MAS _{undiluted} = 18; MAS _{rinsed} = 12	19
C ₁₄₋₁₅ AE ₁₁	Undiluted	9 Rabbits	0.1 ml applied; eyes of 3 rabbits rinsed	MAS _{undiluted} = 30.7; MAS _{rinsed} = 32	19
C ₁₂₋₁₃ AE _{6.5}	100%; 0.1, 1, 10% Aqueous	2 Rabbits	0.2 ml placed in the conjunctival sac	100%—severely irritating; 10%—moderately irritating; 1% and 0.1%—nonirritating	19
C ₁₂₋₁₅ AE ₇	Undiluted and 0.5% aqueous	3 Rabbits	0.1 ml	ElI _{undiluted} = 27.8/110, moderately irritating; ElI _{0.5%} = 0.2/110, not irritating	19
C ₁₃₋₁₅ AE ₁₁	Undiluted and 0.5% aqueous	3 Rabbits	0.1 ml	ElI _{undiluted} = 40.1/110, severely irritating; 0.5% - only minor signs of irritation	19
PEG Methyl Ethers					
PEG-3 Methyl Ether	Various, unspecified	Rabbits	various, unspecified	grade 1/10, slightly irritating	20
C9-11 Pareths					
C9-11 pareth 3	Undiluted, unrinsed	albino rabbits (number and Gender unspecified)	Draize test	severely irritating	45
C9-11 pareth-5	Undiluted, rinsed			mildly irritating	
	Undiluted, unrinsed	Albino rabbits (number and gender unspecified)	Draize test	severely irritating	45
C9-11 pareth 6	0.1, 1, 10%			0.1% and 1%—nonirritating; 10%—moderately irritating	
	Undiluted, unrinsed	Albino rabbits (number and gender unspecified)	Draize test	severely irritating	45
	Undiluted, rinsed			moderately to severely irritating	
	0.1, 1%			nonirritating	
C9-11 pareth 8	Undiluted, unrinsed	Albino rabbits (number and gender unspecified)	Draize test	severely irritating	45
	0.1, 1, 10%			0.1%—nonirritating; 1%—slightly irritating; 10%—severely irritating	
C12-13 Pareths					
C12-13 pareth 3	Undiluted, unrinsed	Albino rabbits (number and gender unspecified)	Draize test	moderately to extremely irritating	45
C12-13 pareth 7	Undiluted, unrinsed	Albino rabbits (number and gender unspecified)	Draize test	severely irritating	45

(continued)

Table 7. (continued)

Ingredient	Concentration ^a	Animals	Procedure	Results	Reference
C12-13 parath 7	Undiluted, rinsed 0.1%, 1%, and 10%	Albino rabbits (number and gender unspecified) Albino rabbits (number and gender unspecified)		minimally irritating 0.1% and 1%—nonirritating; 10%—moderately irritating	45
C12-13 parath (unspecified)	Undiluted, unrinsed	3 NZW rabbits (gender unspecified)	0.2 ml placed in the conjunctival sac	Mildly irritating	45
C12-13 parath 2	Undiluted, unrinsed	3 NZW rabbits (gender unspecified)	0.2 ml placed in the conjunctival sac	nonirritating	47
C12-15 Parath 3	Undiluted, unrinsed	albino rabbits (number and gender unspecified)	Draize test	Severely irritating	45
C12-15 parath 7	Undiluted, unrinsed Undiluted, rinsed 0.1%, 1%, 10%	Albino rabbits (number and gender unspecified)	Draize test	Moderately irritating Mildly to moderately irritating 0.1%—nonirritating; 1%—minimally irritating; 10%—mildly irritating	45
C12-15 parath 9	Undiluted, unrinsed	Albino rabbits (number and gender unspecified)	Draize test	Severely to extremely irritating	45
C12-15 parath 12	0.1%, 1% Undiluted, unrinsed	Albino rabbits (number and gender unspecified)	Draize test	Nonirritating Severely irritating	45
C14-15 Parath 7	Undiluted, unrinsed	Albino rabbits (number and gender unspecified)	Draize test	Moderately to severely irritating	45
C14-15 parath 11	Undiluted, rinsed 0.1%, 1%, and 10% Undiluted, unrinsed	Albino rabbits (number and gender unspecified)	Draize test	Mildly irritating 0.1% and 1%—nonirritating; 10%—Mildly irritating Severely irritating	45
C14-15 parath 13	Undiluted, unrinsed	Albino rabbits (number and gender unspecified)	Draize test	0.1%—nonirritating; 1%—slightly to mildly irritating; 10%—severely irritating	45
C14-15 parath 18	Undiluted, unrinsed 0.1%, 1%, and 10%	Albino rabbits (number and gender unspecified)	Draize test	Severely irritating Minimally to mildly irritating 0.1% and 1%—nonirritating; 10%—practically nonirritating	45
Oleth 20	5%	Rabbits (number, gender strain unspecified)	Draize test	mild, transient conjunctival redness and chemosis	67

^a The vehicle is identified when known.

effects were observed regarding organ weights, mating indices, fertility indices, or mean gestational length, and dermal administration of the test compound did not have an effect on the growth or development of the offspring. A decrease in the number of sperm in the high-dose F_0 males was not considered treatment-related or toxicologically significant.

Oral

Laureths. The reproductive and teratogenic toxicity of compounds analogous to laureth 9 was evaluated.¹⁹ Groups of 25 gravid female rabbits were dosed orally with 0, 50, 100, or 200 mg/kg bw $C_{12}AE_6$ on days 2 to 16 of gestation, and the animals were killed and necropsied on day 28 of gestation. In the 100 and 200 mg/kg groups, ataxia and a slight decrease in body weights were the evidence of maternal toxicity. No effects on reproductive parameters were noted. During the study, 9 control animals and 31 test animals died. Based on maternal toxicity, the NOAEL was >50 mg/kg per bw/d.

Groups of 25 male and 25 female CD rats were used to evaluate the reproductive toxicity of $C_{14-15}AE_7$ in a 2-generation study. The animals were fed a diet containing 0%, 0.05%, 0.1%, and 0.5% of the test article (equivalent to approximately 0, 25, 50, and 250 mg/kg per bw/d). In 3 test groups, males and females were given treated feed throughout the study; in another 3 groups, females only were dosed, and dosing was performed on days 6 to 15 of gestation. (Additional details regarding study and dosing regimen were not provided.). No compound-related differences in fertility, gestation, or viability indices were observed, and the NOAEL for reproduction with dietary administration of $C_{14-15}AE_7$ was >0.5% (equivalent to 250 mg/kg per bw/d).

In addition, effects on the F_C generation, that is offspring from the third mating of the F_0 and F_1 parenteral generation, were examined. Gravid female rats were necropsied and examined on either day 13 or day 21 of gestation. Differences in maternal and fetal indices were observed in the test groups compared to the controls, but these effects were not considered test compound related. Parental female rats and pups of the high-dose group had reduced body weight gains. In the 0.5% continuous feeding test group, increased mean liver weights of males and females of the P_1 generation and an increase in relative liver to body weights of males of the 0.5% continuous feeding group of the P_2 generation at 60 days were considered compound-related. The NOAEL for maternal and developmental toxicity was 50 mg/kg per bw/d.

The reproductive toxicity of $C_{12}AE_6$ was evaluated in a similar study, and the 5 rats were fed 0, 25, 50, or 250 mg/kg per bw/d of the test article in the diet. No treatment-related effects on behavior, appearance, survival, or fertility were observed in any of the test groups. Parental and offspring weight gain was reduced in the 250 mg/kg group. In the 250 mg/kg group, statistically significant increases in embryo lethality and soft tissue anomalies were observed, and in the 50 mg/kg group, a statistically significant decrease in mean fetal liver weights was observed. None of these effects were considered

test article related. The NOAEL for reproduction was >250 mg/kg per bw/d, and the NOAELs for maternal and developmental toxicity were 50 mg/kg per bw/d $C_{12}AE_6$ in the diet.

PEG methyl ethers. In a modified Chernoff-Kavlock test, groups of 10 gravid Alpk:AP Wistar rats were dosed daily by gavage with 250 or 1000 mg/kg PEG-3 methyl ether at a volume of 10 mL/kg on days 7 to 16 of gestation.³⁸ The negative control group of 10 gravid rats was given 10 mL/kg water and the 2 positive control groups were dosed with 50 and 250 mg/kg methoxyethanol. The dams were allowed to deliver their pups. Treatment-related effects were not seen in either the dams or the pups as a result of dosing with 250 or 1000 mg/kg PEG-3 methyl ether, as compared to the negative controls. All dams of the negative control and PEG-3 methyl ether groups delivered live fetuses. None of the positive control animals delivered any litters.

Groups of gravid CD (SD) rats (number not stated) were dosed orally by gavage with 0, 300, 1650, or 3000 mg/kg PEG-3 methyl ether on day 6 of gestation to postnatal day (PND) 21.⁶⁹ The litters were culled to 8 pups on PND 4, and 1 male and 1 female pup from each litter was killed on PNDs 22 and 68. The only maternal dose-related effects reported were increased length of gestation and an increase in kidney weights at the highest dose. Birth weights of females in the mid-dose group and males and females in the high-dose group were significantly increased compared to controls. However, postnatal weight gains were decreased at various times. No effects on motor activity were observed.

The developmental toxicity of PEG-3 methyl ether was evaluated using rats and rabbits.³⁶ Gravid CrI:CD (SD) BR rats, 25 per group, were dosed orally by gavage with 625, 1250, 2500, or 5000 mg/kg on days 6 to 15 of gestation, and the animals were killed on day 20 of gestation. A negative control group was given deionized water by gavage. In the high-dose group, clinical signs of toxicity, such as decreased motor activity, excess salivation, ataxia, and impaired righting reflex, were statistically significantly increased and occurred with the first or second dose of 5000 mg/kg PEG-3 methyl ether. One rat in this group, which was actually nongravid, died on day 13; no treatment-related effects were seen at necropsy. No signs of toxicity were seen in the other dose groups. Maternal body weights, gravid uterine weights, and feed consumption were statistically significantly decreased in the high-dose group, and feed consumption was statistically decreased in the 2500 mg/kg group on days 12 to 16 of gestation. Pregnancy rates were not affected, but embryo lethality was statistically significantly increased in the high-dose group. Fetal body weights were statistically significantly decreased in the 2500 and 5000 mg/kg group and slightly decreased in the 1250 mg/kg group. The incidence of gross external, soft tissue, or skeletal fetal malformations was not affected at any dose level. Doses of ≥ 1250 mg/kg PEG-3 methyl ether did cause significant increases in reversible delayed ossification. The maternal and developmental no-observable effect levels (NOELs) for rats were 625 mg/

kg per d PEG-3 methyl ether. The NOAEL for maternal toxicity in the rat was 1250 mg/kg per d.

Gravid NZW rabbits, 20 per group, were also dosed orally with PEG-3 methyl ether. Doses of 250, 500, 1000, or 1500 mg/kg were given by stomach tube on days 6 to 18 of gestation, and the animals were killed on day 29 of gestation. A negative control group was dosed with deionized water. In the high-dose group, clinical signs of toxicity, such as decreased motor activity, labored breathing, reddish brown staining of the anogenital area, and a red substance in the cage, appeared near the end of dosing, and the incidence was statistically significant. Mortality was also statistically significantly increased for this group; 8 does died during days 17 to 21 of gestation. Gastric ulcerations, observed at necropsy, were also statistically significantly increased for this group. Treatment-related effects were not seen in the other dose groups, but 1 doe of the 1000 mg/kg groups died on day 18 of gestation.

Maternal weight gains were decreased for the high-dose group during dosing, but a rebound effect occurred during the posttreatment period, leading to significantly increased body weight gains. The average uterine weight was decreased in the high-dose group as compared to controls. Feed consumption was decreased throughout dosing. Again, a rebound effect was seen postdosing, and feed consumption was increased in the 500 mg/kg group and statistically significantly increased in the 1000 and 1500 mg/kg groups. Oral administration of PEG-3 methyl ether did not affect pregnancy rates, average number of corpora lutea or implantation sites, or mean fetal body weights, and it did not cause any gross external, internal soft tissue, or skeletal malformations. Decreased live litter sizes and increased resorption rates in the 1000 and 1500 mg/kg groups occurred but were not statistically significant. Fetal and/or litter incidence of 2 common skeletal variations, angulated hyoid alae and reversible delayed ossification of the xiphoid, were statistically significantly increased in the 1500 mg/kg group. For rabbits, the maternal and developmental toxicity NOELs were 250 and 1000 mg/kg per d PEG-3 methyl ether, respectively. The NOAEL for maternal toxicity was 500 mg/kg per d, and the presumed NOAEL for developmental toxicity was 1500 mg/kg per d.

Groups of 64 gravid female Sprague-Dawley rats were dosed orally, by gavage, with 0, 300, 1650, or 3000 mg/kg per d PEG-3 methyl ether on days 6 to 21 of gestation in a study of developmental neurotoxicity.²⁰ The pups were delivered, litters were culled on day 4, and the offspring were observed in a number of tests. One male and 1 female pup from each litter were killed on PNDs 22 and 68. In maternal animals, no dose-related patterns of clinical signs of toxicity or mortality were noted, and there were no significant differences in body weights between test and control animals. Kidney weights of maternal rats were statistically significantly increased in the high-dose group compared to controls. A maternal NOAEL of 1650 mg/kg bw was assigned.

The length of gestation was statistically significantly increased in animals of the high-dose group; however, the researchers found the biological significance of this

questionable. Body weights of female pups of the mid- and high-dose groups and male pups of the high-dose group were significantly greater than controls at PND 0. At PND 68, male pups of the high-dose group weighed statistically significantly less than controls. Male pup development, determined by time of testes descent, was significantly advanced in pups of the mid- and high-dose groups; no treatment-related effects for this observation were found at necropsy. Behavioral evaluations did not find any dose-related effects on motor activity or active avoidance. A significant effect on auditory startle response parameters was noted; the significance of this finding was not clear to the researchers. The researchers assigned an NOEL of 300 mg/kg for offspring, while EPA assigned an NOAEL of 300 mg/kg for teratogenicity.

Genotoxicity

Laureths

Laureth (chain length not specified) was tested in a number of genotoxicity studies. In an Ames study, laureth (3-333 µg/plate) was negative with and without activation.⁷⁰ In a standard transformation assay with BALB/c-3T3 cells, laureth (tested at 0.00132-0.0417 and 0.00625-0.0250 mmol/L) was inactive.⁷¹ Using Chinese hamster ovary (CHO) cells, laureth did not induce sister chromatid exchanges (concentrations of 3.08-10.8 µg/mL with or 0.308-3.08 µg/mL without metabolic activation) or chromosomal aberrations (5-50 µg/mL with or without activation).⁷² In a L5178Y mouse lymphoma cell mutation assay (0-50 nL/mL with and 0-40 nL/mL without activation), the results were suggestive of a lack of mutagenic activity; 1 test without metabolic activation produced questionable results, and 1 with metabolic activation had inconclusive results.⁷³ In a mouse bone marrow micronucleus assay, laureth was not genotoxic when tested at doses of 31.25 to 125 mg/kg.⁷⁴

Compounds that are analogous to laureth 9 were not mutagenic in the Ames test at concentrations of ≤5000 µg/plate or clastogenic in a chromosomal aberration assay using CHO cells at concentrations of ≤25 µL/mL, with or without metabolic activation.¹⁹ In vivo, 1.7 g/kg of a 20% solution and 2.5 g/kg active ingredient of a 10% solution did not induce chromosomal aberrations in Chinese hamsters. A dose of 1000 mg/kg was not clastogenic in Wistar rats.

PEG Methyl Ethers

The mutagenicity and genotoxicity of aqueous PEG-3 methyl ether was evaluated in an Ames test using 4 strains of *Salmonella typhimurium* at concentrations ≤5000 µg/plate with and without metabolic activation, in an HGPRT forward mutation assay in CHO cells at concentrations of ≤5000 µg/plate with and without metabolic activation, and in an in vivo mouse micronucleus test at concentrations of ≤5000 mg/kg.²⁰ The results were negative in all 3 studies. Expected results were seen with appropriate negative and positive controls.

The mutagenic potential of PEG-7 methyl ether was evaluated using an Ames assay.²¹ Concentrations of 1 to 110 mg/plate were tested using 5 strains of *S typhimurium*, with and without metabolic activation. PEG-7 methyl ether was not mutagenic at any dose.

C9-11 pareths. The mutagenic potential of ≤ 1 mg/plate C9-11 pareth 6 was evaluated in an Ames test using *S typhimurium* strains TA98, TA100, TA1535, TA1537, and TA1538 in the presence and absence of metabolic activation.⁴⁴ The appropriate positive controls were used with each strain to validate the study. Toxicity occurred at higher concentrations (actual doses not specified) in all strains, but there were no mutagenic responses to C9-11 pareth 6, with or without metabolic activation.

Carcinogenicity

Laureths

The carcinogenic potential of compounds analogous to laureth 9 was evaluated.¹⁹ Groups of 65 rats/gender were fed a diet containing 0%, 0.1%, 0.5%, and 1% C₁₄₋₁₅AE₇ for 2 years. At 1 year, 14 to 15 animals per gender were killed and necropsied. No compound-related changes were seen in behavior or appearance at any time. Survival rate was comparable between test and control animals. Body weight gains were significantly decreased in females of the 0.5% and 1.0% groups and males of the 1% group. At necropsy, no differences in relative or absolute organ weights were observed between test and control animals. There was no evidence of a carcinogenic effect.

C₁₂₋₁₃AE_{6.5} was fed to 100 Sprague-Dawley rats at concentrations up to 1% in feed for 2 years. Feed consumption, and correspondingly, body weight gain, was decreased for females fed 0.5% or 1% and for males fed diets containing 1% of the test compound. No microscopic effects were seen, and C₁₂₋₁₃AE_{6.5} was not carcinogenic.

Summary

Laureth 4 and laureth 23 have previously been reviewed by the CIR Expert Panel, and in 1983 it was concluded that both of these ingredients are safe as used as cosmetic ingredients. The laureths actually are alkyl PEG ethers—the reaction product of an alkyl alcohol, in this case lauryl alcohol, and 1 or more equivalents of ethylene oxide. In preparing a rereview document, it was noted that a large number of ingredients included in the *International Cosmetic Ingredient Dictionary and Handbook* belong to this family and could be included in this review (see Table 1).

Some of the alkyl PEG ethers, or at least portions of a specific family, have previously been reviewed by CIR. Data from these previous reports are summarized in Table 2. The ingredients in this report are comprised of alkyl PEG ethers with alkyl chain lengths ranging from 1 carbon to 22 carbons, and ethylene oxide repeat units numbering from 1 to 200. The number of ethylene oxide repeat units in each ingredient is an

average (eg, laureth 4 has an average number of ethylene oxide repeat units equal to 4 but may include some laureth 5, laureth 3 etc). There are some ingredients in this report with known average distributions of alkyl chain length and degree of unsaturation (eg, talloweth 4 ranges in alkyl chain length from 14 to 18 carbons, and in degrees of unsaturation from 0 to 3). Mixtures of the alkyl PEG ethers are also included. For example, the cetareths are mixtures of 16 and 18 carbon chains and a variable PEG. Also included are unsaturated straight chain ingredients, branched compounds, PEG ethers of sterols, and dialkyl PEG ethers.

None of the alkyl PEG ethers included in this review would be expected to have any biologically significant UV absorption.

Alkyl PEG ethers are most commonly manufactured by alkaline catalysis, although acid catalysis is known. The initiation of the synthesis includes the addition of ethylene oxide to a dry solution of the appropriate alcohol, and the reaction propagates until the available ethylene oxide is consumed. Dioxane is often formed as a by-product, and the cosmetics industry is aware of the possible presence of dioxane and the need for a purification step to remove it prior to blending into cosmetic ingredients. Formaldehyde, BHT, and/or butylated hydroxyanisole (BHA) may be present. The potential for methoxyethanol and methoxydiglycol to be present in PEG methyl ethers and methoxy PEGs exists.

The alkyl PEG ethers function primarily as surfactants. Generally, in each family, the lower chain length ingredients mostly function as surfactant-emulsifying agents. As the chain length increases, the ingredients function as surfactant-solubilizing agents and/or surfactant-cleansing agents. A few of the ingredients have additional functions, and a very few do not function as surfactants at all.

Of the 369 ingredients included in this report, 148 are in use. The ingredients with the greatest frequency of use, according to VCRP data, are cetareth 20, with 955 uses, laureth 7, with 932 uses, and steareth 21, with 891 uses. Many of the ingredients included in this review are used at concentrations of <5%. The ingredient with the highest concentration of use is C12-13 pareth 3, at 32% in a product that will be diluted, and at 25% in dermal preparations. Laureth 4 and isoceteth 20 are used in leave on products at concentrations up to 21%, and steareth 20 is used in leave on products at up to 20%. The ingredients used at the highest concentration in formulations applied near the eye or that could possibly be ingested are, respectively, ceteth 9, which is used at 18% in eyeliners, and cetareth 10, which is used at 11% in lipsticks. All of the alkyl PEG ethers named in this report are listed in the EU inventory of cosmetic ingredients.

According to the original laureths report, in general, alkyl PEG ethers are readily absorbed through the skin of guinea pigs and rats and through the intestinal mucosa of rats, and they are quickly eliminated from the body through the urine, feces, and expired air. In rats, compounds analogous to laureth 9 are rapidly absorbed and excreted in the urine after oral, ip, and sc dosing. Two distinct polar metabolites were identified in the

urine for each compound tested. The length of the alkyl chain appeared to have an effect on metabolism, with excretion of longer alkyl chains occurring at a higher proportion in expired air and less in urine. Similar results were found following oral administration in humans. Again, the major route of excretion was the urine. The metabolic product of each compound was a defined function of carbon chain length. However, the longer carbon chain ethoxylates produced more metabolic CO_2 and less urinary elimination products. The degradation of ether linkage and oxidation of the alkyl chain to form lower molecular weight PEG-like compounds and carbon dioxide and water appeared to be the major degradation pathway of alcohol ethoxylates.

In dermal metabolism studies with hairless mice, the 4-hour percutaneous absorption decreased from 22.9% for laureth 1 to 2.1% for laureth 10 solutions, 0.25% in ethanol. The absorbed laureths were rapidly metabolized to carbon dioxide. Compounds analogous to laureth 9 readily penetrated the skin of rats, and approximately 50% of the absorbed dose was excreted. Using human participants, the majority of the dose could be wiped away from the test site after 8 hours; less than 2% was found in the urine. With atopic patients, the calculated dermal absorption rate for laureth 9 was 0.0017% for a diluted bath oil and 0.0035% with after-shower application. For PEG-3 methyl ether, however, in vitro absorption data indicated that it would not readily penetrate the skin. Some alkyl PEG ethers, such as cetareths and oleths, have been reported to enhance the penetration of certain compounds through the skin.

Acute oral toxicity data were available for some of the laureths, PEG methyl ethers, and the C- pareth ingredients. C9-11 pareth 8, C14-15 pareth 11, and C14-15 pareth 13 had the lowest LD_{50} values, which were 1 mg/kg in rats. Many of the LD_{50} values were in the range of 2300 to 3300 mg/kg, with some, such as C12-13 pareth 2, having a value >10 000 mg/kg. Dermal, the data available indicated the LD_{50} values for rats and rabbits were mostly >2000 mg/kg for these families of ingredients. Specifically for laureth 4, the dermal LD_{50} ranged from 0.93 to 1.78 mL/kg for rabbits, and the researchers indicated that, in rats, the potential for neurotoxicity was observed. In acute inhalation studies with PEG-3 methyl ether, an LC_{50} value was not established, as all animals survived exposure to 200 mg/L for 1 hour and to concentrated vapors for 8 hours.

In 21-day, 90-day, and 2-year feeding studies, compounds analogous to laureth 9 had dietary NOAELs of 459 to 519, 50 to 785, and 50 to 162 mg/kg bw in rats. In a 13-day oral study with an unspecified deceth, doses of ≥ 25 g/kg resulted in death in rabbits. In a 14-day drinking water study, PEG-3 methyl ether was mildly to moderately toxic at 4 g/kg and severely toxic at ≥ 8 g/kg, while in a 91-day drinking water study, PEG-3 methyl ether had a NOAEL of 400 mg/kg per d for liver effects; testicular effects were observed but were attributed to contamination with 2-methoxyethanol. In a 13-week dietary study, a dose of ≤ 10 000 ppm C14-15 pareth 7 produced some differences compared to controls in organ weights and clinical chemistry and hematology values; but since no microscopic lesions were observed, these were not considered toxicologically significant. For an unspecified oleth administered orally to rats, doses

of ≥ 750 mg/kg resulted in either death or significant signs of toxicity, and 1 of 6 animals given 3000 mg/kg per d for 17 days was killed in moribund condition. However, at necropsy, the organs and tissues appeared normal.

In a 2-week dermal study, dosing with 495 to 1980 mg/kg per d undiluted laureth 4 under occlusion did not result in erythema or edema, and no toxicologically significant results were reported, while in a 13-week study, moderate localized erythema was observed at all doses levels of 2.5% aqueous C₁₄₋₁₅AE₇ in rabbits. For PEG-3 methyl ether, some erythema and edema were observed with occlusive applications of 1000 mg/kg per d in a 12-day study using rats; however, 1 study using rats reported a NOAEL of 4000 mg/kg per d. Similar results were observed with PEG-7 methyl ether in 14- and 21-day studies, in which ≤ 5000 mg/kg, unoccluded, produced slight-to-moderate erythema and desquamation in rats and a 50% solution applied unocclusively produced slight-to-moderate erythema and slight desquamation in rabbits. No results observed with any of the PEG methyl ethers were considered toxicologically significant. The dermal responses observed in a 13-week studies involving application of $\leq 25\%$ aqueous C9-11 pareth 6 to rats (epidermal thickening with hyperkeratosis) or a 0.5% solution of an unspecified talloweth to rabbits (slight irritation, moderate epidermal hyperplasia, hyperkeratosis, and inflammatory infiltrates) were not considered toxicologically significant.

Using rabbits, undiluted laureth 9 produced moderate irritation at abraded sites, while 10% and 20% dilutions caused slight irritation at intact and abraded sites at 24 hours. The dermal irritation potentials of several compounds that were analogous to laureth 9 were determined. Under semioclusive conditions with a 4-hour application, C₁₄₋₁₅AE₇, 0.5 mL at 10%, 25%, or 100%, were not irritating to rabbit skin. Following a 4-hour occlusive application to rabbit skin, undiluted C₁₂₋₁₄AE₁₀ and undiluted C₁₃AE₆ were moderately irritating, and undiluted C₁₃AE_{6.5} and undiluted C₁₂₋₁₄AE₆ were severely irritating. A 24-hour occlusive application of C₁₄₋₁₅AE₇ was severely irritating to rabbit skin. A contraceptive aerosol formulation containing 20% laureth 9 was mildly irritating in a Draize test. In a mixture containing an unspecified laureth, the laureth was considered to be strong irritant to rabbit skin. Non-occlusive applications of PEG-3 methyl ether caused minimal irritation to rabbit skin. Undiluted C9-11, C12-13, C12-15, and C14-15 pareths were moderately to severely irritating to rabbit skin in Draize studies, with the exception of C14-15 pareth 18, which was mildly irritating. Dilutions of these ingredients were also tested, and, generally, 0.1% and 1% dilutions were non-irritating to mildly irritating, while 10% dilutions ranged from slightly to, mostly, moderately irritating.

The sensitization potential of a number of alkyl PEG ethers was evaluated using guinea pigs. Laureths 5 and 9, compounds analogous to laureth 9, C9-11 pareth 3, 5, 6, 8, C12-13 pareth 2, 3, and 7, C12-15 pareth 3, 7, and 9, and C14-15 pareth 7, 11, 13, and 18 were not sensitizers using guinea pigs.

A 5% aqueous solution of laureth 9 was not irritating to rabbit eyes. Compounds analogous to laureth 9 were

moderately to severely irritating when instilled into rabbit eyes, and a 10% solution was moderately irritating. Dilution of these compounds reduced irritancy, and 0.1% to 1.0% solutions were nonirritating to rabbit eyes. At varying concentrations, PEG-3 methyl ether was slightly irritating to rabbit eyes. Undiluted C9-11, C12-13, C12-15, and C14-15 pareths were moderately to extremely irritating in Draize tests using unrinsed rabbit eyes, except for C14-15 pareth 18, which was minimally to mildly irritating. Rinsing reduced irritation in some cases but not all. At concentrations of 0.1% to 1%, these ingredients were nonirritating to mildly irritating; while at 10%, they were moderately to severely irritating in some cases and practically nonirritating to mildly irritating in others. A 5% solution of Oleth 20 produced mild, transient conjunctival redness and chemosis in rabbit eyes.

Laureth 9, 1%, caused severe damage to the nasal mucosa of rats. Regeneration of the epithelium started by day 3. As a 15% aqueous solution, laureth 9 was not an irritant to the vaginal mucosa of dogs.

In a 2-generation reproductive study, dermal administration of $\leq 25\%$ C9-11 pareth 6 did not have a toxicologically significant effect on dams or offspring. In 2-generation oral reproductive studies with dietary administration of compounds analogous to laureth 9, the NOAEL for reproductive toxicity was >250 mg/kg per bw/d, and the NOAELs for maternal and developmental toxicity was 50 mg/kg per bw/d. Dosing with ≤ 1000 mg/kg PEG-3 methyl ether did not result in any treatment-related reproductive effects in rats. A dose of 3000 mg/kg PEG-3 methyl ether did result in increased length of gestation and increased maternal kidney weights. In a study in which gravid rats were dosed with ≤ 5000 mg/kg PEG-3 methyl ether on days 6 to 15 of gestation, the maternal and developmental NOELs for rats were 625 mg/kg per d, and the NOAEL for maternal toxicity was 1250 mg/kg per d. For rabbits given ≤ 1500 mg/kg PEG-3 methyl ether on days 6 to 18 of gestation, clinical signs of toxicity, and mortality were statistically significantly increased for the high-dose group. The maternal and developmental NOELs for rabbits were 250 and 1000 mg/kg per d PEG-3 methyl ether, respectively. The NOAEL for maternal toxicity was 500 mg/kg per d, and the presumed NOAEL for developmental toxicity was 1500 mg/kg per d. In a test for developmental neurotoxicity, no neurotoxic effects attributable to PEG-3 methyl ether were identified.

An unspecified laureth was not mutagenic or genotoxic in an Ames test, transformation assay, or mouse lymphoma assay, and it did not induce sister chromatid exchanges or chromosomal aberrations in CHO cells. Compounds analogous to laureth 9 were not mutagenic in a Ames test or clastogenic in *in vitro* or *in vivo* chromosomal aberration studies. PEG-3 methyl ether was not mutagenic or genotoxic in an Ames test, forward mutation assay, or *in vivo* mouse micronucleus test. PEG-7 methyl ether and C9-11 pareth 6 were not mutagenic in Ames tests.

Compounds that are analogous to laureth 9 were not carcinogenic in feeding studies in which rats were given up to 1% in the diet for 2 years.

In a retrospective clinical study, 0.97% of patients had a weakly positive and 0.25% of patients had a strongly positive reaction to 0.5% laureth 9, and 1.77% and 0.34% had weakly and strongly positive allergic contact reactions, respectively, to 3% laureth 9. Undiluted and 25% aqueous C₁₄₋₁₅AE₇ produced negligible to slight irritation in an occlusive 3-patch application test, and a 10% aqueous solution of C₁₂₋₁₃AE_{6.5} was slightly irritating when applied under an occlusive patch for 24 hours. In an HRIPT of formulations containing laureth 9, 12% of participants challenged with 10% and 15% formulations and 18% of patients challenged with formulations containing 20% laureth 9 had mild reactions. Test compounds analogous to laureth 9, evaluated in HRIPTs at concentrations of 1% to 25%, were not sensitizers. In HRIPTs to determine the sensitization potential of 1% to 15% C12-13 pareth 7 and 5% to 25% C12-15 pareth 7, slight or mild irritation was observed, but the ingredients were not sensitizers to human participants. The clinical effect of steareth 2, 10, and 21 was evaluated on normal and damaged skin. The steareths did not have an effect on dermal blood flow with either normal or damaged skin, but transepidermal water loss of damaged skin was decreased with steareth 2 and steareth 21. PEG-3 methyl ether was slightly irritating in a clinical study.

A number of case studies, primarily with laureths, particularly laureth-9, have been reported. Reactions included but were not limited to, eczema, contact dermatitis, and a pruritic rash.

Discussion

Alkyl PEG ethers, including the previously reviewed ingredients, laureth 4 and laureth 23, are very similar to one another—structurally, functionally, and toxicologically. While these ingredients comprise a large group, fundamentally, all simple alkyl PEG ethers are the reaction products of alkyl alcohols and 1 or more equivalents of ethylene oxide.

The Expert Panel noted gaps in the available safety data for some of the alkyl PEG ethers in this safety assessment. The available data on many of the ingredients are sufficient, however, and similar structural activity relationships, biologic functions, and cosmetic product usage, suggest that the available data may be extrapolated to support the safety of the entire group. For example, a concern was expressed regarding the extent of dermal absorption for certain long-chain, branched alkyl PEG ethers because of a lack of information on dermal absorption and metabolism. The consensus of the Panel was that because dermal penetration of long-chain alcohols is likely to be low, and the dermal penetration for alkyl PEG ethers is likely to be even lower, inferring toxicity characteristics from ingredients where toxicity data were available was appropriate. Additionally, the Panel has previously reviewed a number of the alkyl PEG ethers as individual groups, that is cetareths, ceteths, laneths, oleths, and steareths; and in this report, the Panel has relied to a great extent on data from these past reports.

Some of the past assessments of ingredients that included a PEG moiety stated that the ingredient should not be used on damaged skin. Since an amended conclusion has been issued for the PEGs that caveat is no longer necessary.

The potential adverse effects of inhaled aerosols depend on the specific chemical species, the concentration, and the duration of the exposure and their site of deposition within the respiratory system. In practice, aerosols should have at least 99% of their particle diameters in the 10 to 110 μm range and the mean particle diameter in a typical aerosol spray has been reported as $\sim 38 \mu\text{m}$. Particles with an aerodynamic diameter of $\leq 10 \mu\text{m}$ are respirable. In the absence of inhalation toxicity data, the Panel determined that alkyl PEG ethers can be used safely in aerosol products, because the product size is not respirable.

Also of concern to the Expert Panel was the possible presence of 1,4-dioxane, ethylene oxide, methoxyethanol, and methoxydiglycol impurities. The Panel stressed that the cosmetics industry should continue to use the necessary procedures to remove 1,4-dioxane and ethylene oxide impurities from the ingredients before blending them into cosmetic formulations. Because methoxy PEGs are defined as having an average number of ethylene oxide units, they have the potential of containing methoxyethanol and methoxydiglycol. Cosmetic preparations should not contain these impurities. The Panel has also stated that impurities or residual by-products that may be present, such as formaldehyde, BHT, or BHA, should only be present at concentrations allowed by the Panel in past assessments.

The CIR Expert Panel considered the dangers inherent in using animal-derived ingredients, namely the transmission of infectious agents. While tallow may be used in the manufacture of some ingredients in this safety assessment and is clearly animal derived, the Expert Panel notes that tallow is highly processed and tallow derivatives even more so. The Panel agrees with determinations by the US FDA that tallow derivatives are not risk materials for transmission of infectious agents.

The Expert Panel recognized that some of these ingredients can enhance the penetration of other ingredients through the skin. The Panel cautioned that care should be taken in formulating cosmetic products that may contain these ingredients in combination with any ingredients whose safety was based on their lack of dermal absorption data, or when dermal absorption was a concern.

The Expert Panel was also concerned that the potential exists for dermal irritation with the use of products formulated using some of the alkyl PEG ethers. The Expert Panel specified that products must be formulated to be nonirritating.

Finally, this assessment is intended to address future cosmetic use of alkyl PEG ethers that vary from those in this assessment only in the number of ethylene glycol repeat units. The Expert Panel considers that the available data would extend to additional alkyl PEG ethers that could be used in cosmetics in the future.

Conclusion

The CIR Expert Panel concluded that the alkyl PEG ethers, listed below, are safe in the present practices of use and concentration described in this safety assessment when formulated to be nonirritating. Were ingredients in this group not in current use (as indicated by *) to be used in the future, the expectation is that they would be used in product categories and at concentrations comparable to others in this group. This assessment is also intended to address future alkyl PEG ether cosmetic ingredients that vary from those ingredients recited herein only by the number of ethylene glycol repeat units. The ingredients reviewed in this safety assessment are:

Arachideth 20*	C12-14 Pareth 7*
Beheneth 2*	C12-14 Pareth 9*
Beheneth 5*	C12-14 Pareth 12
Beheneth 10	C12-15 Pareth 2*
Beheneth 15*	C12-15 Pareth 3
Beheneth 20	C12-15 Pareth 4*
Beheneth 25	C12-15 Pareth 5*
Beheneth 30	C12-15 Pareth 7
C9-11 Pareth 3*	C12-15 Pareth 9
C9-11 Pareth 4*	C12-15 Pareth 10*
C9-11 Pareth 6	C12-15 Pareth 11*
C9-11-Pareth 8	C12-15 Pareth 12
C9-15 Pareth 8*	C12-16 Pareth 5*
C10-16 Pareth 1*	C12-16 Pareth 7
C10-16 Pareth 2*	C12-16 Pareth 9
C11-13 Pareth 6*	C13-15 Pareth 21*
C11-13 Pareth 9*	C14-15 Pareth 4*
C11-13 Pareth 10*	C14-15 Pareth 7*
C11-15 Pareth 3	C14-15 Pareth 8*
C11-15 Pareth 5	C14-15 Pareth 11*
C11-15 Pareth 7	C14-15 Pareth 12*
C11-15 Pareth 9	C14-15 Pareth 13*
C11-15 Pareth 12*	C20-22 Pareth 30*
C11-15 Pareth 15*	C20-40 Pareth 3
C11-15 Pareth 20*	C20-40 Pareth 10
C11-15 Pareth 30*	C20-40 Pareth 24*
C11-15 Pareth 40	C20-40 Pareth 40
C11-21-Pareth 3*	C20-40 Pareth 95
C11-21-Pareth 10*	C22-24 Pareth 33*
C12-13 Pareth 1*	C30-50 Pareth 3*
C12-13 Pareth 2*	C30-50 Pareth 10*
C12-13 Pareth 3	C30-50 Pareth 40*
C12-13 Pareth 4*	C40-60 Pareth 3*
C12-13 Pareth 5*	C40-60 Pareth 10*
C12-13 Pareth 6*	C11-15 Sec-Pareth 12*
C12-13 Pareth 7	C12-14 Sec-Pareth 3*
C12-13 Pareth 9*	C12-14 Sec-Pareth 5
C12-13 Pareth 10*	C12-14 Sec-Pareth 7
C12-13 Pareth 15*	C12-14 Sec-Pareth 8*
C12-13 Pareth 23	C12-14 Sec-Pareth 9*
C12-14 Pareth 3	C12-14 Sec-Pareth 12*
C12-14 Pareth 5*	C12-14 Sec-Pareth 15*

C12-14 Sec-Pareth 20*	Ceteth 23*	Hydrogenated Laneth 25*	Laureth 14
C12-14 Sec-Pareth 30*	Ceteth 24	Hydrogenated	Laureth 15*
C12-14 Sec-Pareth 40*	Ceteth 25	Talloweth 12*	Laureth 16
C12-14 Sec-Pareth 50*	Ceteth 30*	Hydrogenated	Laureth 20
Capryleth 4*	Ceteth 40*	Talloweth 25*	Laureth 21
Capryleth 5*	Ceteth 45*	Isoceteth 5*	Laureth 23
Ceteareth 2	Ceteth 150*	Isoceteth 7*	Laureth 25
Ceteareth 3	Cetoleth 2*	Isoceteth 10	Laureth 30
Ceteareth 4*	Cetoleth 4*	Isoceteth 12*	Laureth 38*
Ceteareth 5	Cetoleth 5*	Isoceteth 15*	Laureth 40*
Ceteareth 6	Cetoleth 6*	Isoceteth 20	Laureth 50*
Ceteareth 7	Cetoleth 10*	Isoceteth 25	Methoxy PEG 7*
Ceteareth 8*	Cetoleth 11*	Isoceteth 30*	Methoxy PEG 10*
Ceteareth 9*	Cetoleth 15*	Isodeceth 4*	Methoxy PEG 16
Ceteareth 10	Cetoleth 18*	Isodeceth 5*	Methoxy PEG 25*
Ceteareth 11*	Cetoleth 20*	Isodeceth 6	Methoxy PEG 40*
Ceteareth 12	Cetoleth 22*	Isolaureth 3*	Methoxy PEG 100*
Ceteareth 13*	Cetoleth 24*	Isolaureth 6	Myreth 2*
Ceteareth 14*	Cetoleth 25	Isolaureth 10*	Myreth 3
Ceteareth 15	Cetoleth 30*	Isomyreth 3*	Myreth 4
Ceteareth 16*	Coceth 3*	Isomyreth 9*	Myreth 5*
Ceteareth 17	Coceth 5*	Isosteareth 2	Myreth 10
Ceteareth 18*	Coceth 6*	Isosteareth 3*	Noneth 8*
Ceteareth 20	Coceth 7	Isosteareth 5	Octyldodeceth 2*
Ceteareth 22	Coceth 8	Isosteareth 8*	Octyldodeceth 5*
Ceteareth 23*	Coceth 10	Isosteareth 10	Octyldodeceth 10*
Ceteareth 24*	Coceth 20*	Isosteareth 12*	Octyldodeceth 16
Ceteareth 25	Coceth 25*	Isosteareth 15*	Octyldodeceth 20
Ceteareth 27*	Deceth 3	Isosteareth 16*	Octyldodeceth 25
Ceteareth 28*	Deceth 4*	Isosteareth 20	Octyldodeceth 30*
Ceteareth 29*	Deceth 5	Isosteareth 22*	Oleth 2
Ceteareth 30	Deceth 6*	Isosteareth 25*	Oleth 3
Ceteareth 33	Deceth 7	Isosteareth 50*	Oleth 4
Ceteareth 34*	Deceth 8	Laneth 5	Oleth 5
Ceteareth 40*	Deceth 9	Laneth 10*	Oleth 6*
Ceteareth 50	Deceth 10*	Laneth 15	Oleth 7*
Ceteareth 55*	Decyltetradeceth 5*	Laneth 16	Oleth 8
Ceteareth 60*	Decyltetradeceth 10*	Laneth 20	Oleth 9*
Ceteareth 80*	Decyltetradeceth 15*	Laneth 25	Oleth 10
Ceteareth 100*	Decyltetradeceth 20*	Laneth 40	Oleth 11*
Ceteth 1	Decyltetradeceth 25*	Laneth 50*	Oleth 12
Ceteth 2	Decyltetradeceth 30*	Laneth 60*	Oleth 15
Ceteth 3	Hexyldeceth 2*	Laneth 75*	Oleth 16
Ceteth 4*	Hexyldeceth 20*	Laureth 1	Oleth 20
Ceteth 5*	Hydrogenated Dimer	Laureth 2	Oleth 23*
Ceteth 6	Dilinoeth 20*	Laureth 3	Oleth 24*
Ceteth 7*	Hydrogenated Dimer	Laureth 4	Oleth 25
Ceteth 10	Dilinoeth 30*	Laureth 5	Oleth 30
Ceteth 12	Hydrogenated Dimer	Laureth 6	Oleth 35*
Ceteth 13*	Dilinoeth 40*	Laureth 7	Oleth 40*
Ceteth 14*	Hydrogenated Dimer	Laureth 8	Oleth 44*
Ceteth 15	Dilinoeth 60*	Laureth 9	Oleth 45*
Ceteth 16	Hydrogenated Dimer	Laureth 10	Oleth 50
Ceteth 17*	Dilinoeth 80*	Laureth 11	Oleth 82
Ceteth 18*	Hydrogenated Laneth 5*	Laureth 12	Oleth 100*
Ceteth 20	Hydrogenated Laneth 20*	Laureth 13*	Oleth 106

Palmeth 2*	Steareth 40*
PEG-16 Cetyl/Oleyl/ Stearyl/Lanolin Alcohol Ether*	Steareth 50
PEG-Cetyl Stearyl Diether*	Steareth 80*
PEG-4 Distearyl Ether	Steareth 100
PEG-4 Ditallow Ether*	Steareth 200
PEG-15 Jojoba Alcohol*	Steareth-60 Cetyl Ether*
PEG-26 Jojoba Alcohol*	Talloweth 4
PEG-40 Jojoba Alcohol*	Talloweth 5
PEG-3 Methyl Ether*	Talloweth 6
PEG-4 Methyl Ether*	Talloweth 7*
PEG-6 Methyl Ether*	Talloweth 18*
PEG-7 Methyl Ether*	Trideceth 2*
PEG-7 Propylheptyl Ether	Trideceth 3
PEG-8 Propylheptyl Ether	Trideceth 4*
Steareth 1*	Trideceth 5
Steareth 2	Trideceth 6
Steareth 3*	Trideceth 7
Steareth 4	Trideceth 8
Steareth 5*	Trideceth 9
Steareth 6	Trideceth 10
Steareth 7*	Trideceth 11*
Steareth 8*	Trideceth 12
Steareth 10	Trideceth 15*
Steareth 11*	Trideceth 18*
Steareth 13*	Trideceth 20*
Steareth 14*	Trideceth 21*
Steareth 15*	Trideceth 50*
Steareth 16	Undeceth 3
Steareth 20	Undeceth 5
Steareth 21	Undeceth 7*
Steareth 25	Undeceth 8*
Steareth 27*	Undeceth 9*
Steareth 30	Undeceth 11
	Undeceth 40*
	Undecyleneth 6*

Authors' Note

Unpublished sources cited in this report are available from the Director, Cosmetic Ingredient Review, 1101 17th St, Suite 412, Washington, DC 20036, USA.

Declaration of Conflicting Interests

The author(s) declared no potential conflicts of interest with respect to the research, authorship, and/or publication of this article.

Funding

The author(s) disclosed receipt of the following financial support for the research, authorship, and/or publication of this article: The articles in this supplement were sponsored by the Cosmetic Ingredient Review. The Cosmetic Ingredient Review is financially supported by the Personal Care Products Council.

References

1. Elder RL, ed. Final report on the safety assessment of Laureths -4 and -23. *J Am Coll Toxicol*. 1983;2(7):1-15.
2. Andersen FA, ed. Final report on the safety assessment of Cetareth-2, -3, -4, -5, -6, -7, -8, -9, -10, -11, -12, -13, -14, -15, -16, -17, -18, -19, -20, -22, -23, -24, -25, -27, -28, -29, -30, -33, -34, -40, -50, -55, -60, -80, and -100. *Int J Toxicol*. 1999;18(suppl 3):41-49.
3. Andersen FA, ed. Final report on the safety assessment of Ceteth-1, -2, -3, -4, -5, -6, -10, -12, -14, -15, -16, 20, -24, -25, -30, and -45. *Int J Toxicol*. 1999;18(suppl 2):1-8.
4. Andersen FA, ed. Final report on the safety assessment of Oleth-2, -3, -4, -5, -6, -7, -8, -9, -10, -11, -12, -15, -16, -20, -23, -25, -30, -40, -44, and -50. *Int J Toxicol*. 1999;18(suppl 2):17-24.
5. Elder RL, ed. Final report on the safety assessment of Laneth-10 Acetate group. *J Am Coll Toxicol*. 1982;1(4):1-23.
6. Elder RL, ed. Final report on the safety assessment of Steareth-2, -4, -6, -7, -10, -11, -13, -15, and -20. *J Am Coll Toxicol*. 1988;7(6):881-910.
7. Andersen FA, ed. Special report; reproductive and developmental toxicity of ethylene glycol and its ethers. *Int J Toxicol*. 1999;18(suppl 2):53-67.
8. Andersen FA, ed. Final report on the safety assessment of Methyl Alcohol. *Int J Toxicol*. 2001;20(1):57-85.
9. Elder RL, ed. Final report of the safety assessment for Acetylated Lanolin Alcohol and related compounds. *J Environ Pathol Toxicol*. 1980;4(4):63-92.
10. Elder RL, ed. Final report on the safety assessment of Stearyl Alcohol, Oleyl Alcohol, and Octyl Dodecanol. *J Am Coll Toxicol*. 1985;4(5):1-29.
11. Elder RL, ed. Final report on the safety assessment of Cholesterol. *J Am Coll Toxicol*. 1986;5(5):491-516.
12. Elder RL, ed. Final report on the safety assessment of Cetearyl Alcohol, Cetyl Alcohol, Isostearyl Alcohol, Myristyl Alcohol, and Behenyl Alcohol. *J Am Coll Toxicol*. 1988;7(3):359-413.
13. Becker LC, Andersen FA, and Cosmetic Ingredient Review Expert Panel. Final report of the safety assessment of Simmondsia Chinensis (Jojoba) Seed Oil, Simmondsia Chinensis (Jojoba) Seed Wax, Hydrogenated Jojoba Oil, Hydrolyzed Jojoba Esters, Isomerized Jojoba Oil, Jojoba Esters, Simmondsia Chinensis (Jojoba) Butter, Jojoba Alcohol, and Synthetic Jojoba Oil. 2011. 37 pages. Report currently under peer-review for journal publication.
14. Burnett CL, Bergfeld WF, Belsito DV, et al. Final report on the safety assessment of Cocos nucifera (coconut) oil and related ingredients. *Int J Toxicol*. 2011;30(suppl 3):5-16.
15. Andersen FA and Cosmetic Ingredient Review Expert Panel. Final amended safety assessment of Triethylene Glycol and Polyethylene Glycols (PEGs)-4, -6, -7, -8, -9, -10, -12, -14, -16, -18, -20, -32, -33, -40, -45, -55, -60, -75, -80, -90, -100, -135, -150, -180, -200, -220, -240, -350, -400, -450, -500, -800, -2M, -5M, -7M, -9M, -14M, -20M, -23M, -25M, -45M, -65M, -90M, -115M, -160M and -180M and any PEGs = 4 as used in Cosmetics. 6-29-2010. 79 pages. Final report currently under development.
16. Andersen FA, ed. Final report on the safety assessment of Methyl Alcohol. *Int J Toxicol*. 2001;20(1):57-85.
17. Hinton C, ed. The Chemistry and Manufacture of Cosmetics. 2002.

18. US EPA. *EPI Suite (for Windows)*. 2009. Washington DC: Environmental Protection Agency.
19. Scientific Committee on Consumer Products. *Opinion on polidocanol (laureth-9)*. http://ec.europa.eu/health/ph_risk/committees/04_sccp/docs/sccp_o_113.pdf. Accessed May 13, 2010.
20. Personal Care Products Council. Comments on the draft report on the ethoxylated alcohols for the June 28-29, 2010 CIR Expert Panel meeting. Correspondence submitted by the Council (4 pp). 6-21-2010.
21. Organisation of Economic Co-operation and Development. SIDS Initial Assessment Report for SIAM 4. 2-(2-(2-Methoxyethoxy)-ethanol. CAS NO. 112-35-6. (PEG-3 Methyl Ether). <http://www.chem.unep.ch/irptc/sids/OECD/SIDS/112356.pdf>. Date Accessed October 26, 2010.
22. Hermansky SJ, Leung HW. Cutaneous toxicity studies with methoxy polyethylene glycol-350 (MPEG-350) in rats and rabbits. *Food Chem Toxicol*. 1997;35(10-11):1031-1039.
23. Bergh M, Magnusson K, Nilsson JLG, Karlberg AT. Formation of formaldehyde and peroxides by air oxidation of high purity polyoxyethylene surfactants. *Contact Derm*. 1998;39(1):14-20.
24. Bergh M, Shao LP, Hagelthron G, Gavert E, Nilsson LG, Karlberg AT. Contact allergens from surfactants. *J Pharm Sci*. 1998;87(3):276-282.
25. Personal Care Products Council. 2010. *Monograph proofs of ethoxylated alcohols dated 3/15/2010*. Unpublished data submitted to CIR on August 11, 78 pages.
26. Food and Drug Administration (FDA). *Frequency of use of cosmetic ingredients*. FDA Database. 2010. Washington, DC: FDA. Updated May 4.
27. Personal Care Products Council. *Concentration of use of alkyl PEG ethers included in the March 2010 concentration of use survey, i.e., those not previously reviewed by CIR*. 2010. Unpublished data submitted on May 14. (10 pages.).
28. Personal Care Products Council. Updated concentration of use - ethoxylated alcohols, May 2010 concentration of use survey. 8-11-2010.
29. James AC, Stahlhofen W, Rudolf G, et al. Deposition of inhaled particles. *Annals of the ICRP*. 1994;24(1-3):321-322.
30. Oberdorster G, Oberdorster E, Oberdorster J. An emerging discipline evolving from studies of ultrafine particles. *Environ Health Perspect*. 2005;113(7):823-829.
31. Bower D. Unpublished information on hair spray particle sizes provided at the September 9, 1999 CIR Expert Panel meeting. 1999. Washington, DC.
32. Johnson MA. Influence of particle size. *Spray Technology and Marketing*. 2004;(November):24-27.
33. European Commission. *European Commission Health and Consumers Cosmetics - Cosing - Database*. <http://ec.europa.eu/consumers/cosmetics/cosing/>. Accessed May 14, 2010.
34. Miller RR. Metabolism and disposition of glycol ethers. *Drug Metabol Rev*. 1987;18(1):1-22.
35. Food and Drug Administration (FDA). *List of Indirect Additives Used in Food Contact Substances*. <http://www.accessdata.fda.gov/scripts/fcn/fcnNavigation.cfm?rpt=iaListing&displayAll=true>. Accessed May 14, 2010.
36. Hoberman AM, Krasavage WJ, Christian MS, Stack CR. Developmental toxicity studies of triethylene glycol monomethyl ether administered orally to rats and rabbits. *J Am Coll Toxicol*. 1996;15(5):349-370.
37. Fruijtier-Pöloth C. Safety assessment on polyethylene glycols (PEGs) and their derivatives as used in cosmetic products. *Toxicol*. 2005;214(1-2):1-38.
38. Leber AP, Scott RC, Hodge MCE, Johnson D, Krasavage WJ. Triethylene glycol ethers: evaluations of in vitro absorption through human epidermis, 21-day dermal toxicity in rabbits, and a developmental toxicity screen in rats. *J Am Coll Toxicol*. 1990;9(5):507-515.
39. Zhou M, Donovan MD. Recovery of the nasal mucosa following laureth 9 induced damage. *Int J Pharm*. 1996;130(1):93-102.
40. Fruijtier-Pöloth C. Safety assessment on polyethylene glycols (PEGs) and their derivatives as used in cosmetic products. *Toxicology*. 2005;214(1-2):1-38.
41. Bushy Run Research Center. Tergitol nonionic surfactant 24-L-60N: Nine-day cutaneous dose toxicity study with neurotoxicity evaluation in albino rats. 1-29-1990. Submitted to EPA by Union Carbide Corporation, dated Feb 23, 1990. NTIS No. OTS0513412-8.
42. Berberian DA, Gorman WG, Drobeck HP, Coulston F, Slighter RG Jr. The toxicology and biological properties of laureth 9 (a polyoxyethylene lauryl ether), a new spermicidal agent. *Toxicol Appl Pharmacol*. 1965;7(2):206-214.
43. Hasegawa R, Nakaji Y, Kurokawa Y, Tobe M. Acute toxicity tests on 113 environmental chemicals. *Sci Rep Res Inst Tohoku Univ, -C*. 1989;36(1-4):10-16.
44. Gingell R, Lu CC. Acute, subchronic, and reproductive toxicity of a linear alcohol ethoxylate surfactant in the rat. *J Am Coll Toxicol*. 1991;10(4):477-486.
45. Shell Chemical Company. Human safety of neodol products. 1981. NTIS No. OTS0513412-4. (This report is a portion of this NTIS document.).
46. Shell Oil Company. Initial submission. Toxicology of detergents: Acute mammalian toxicity, skin and eye irritancy and skin sensitizing potential of Dobanol 25-3 (Final report). W-Attach & Ltr 011792. 1-20-1978. OTS0535381.
47. Shell Oil Company. Initial submission. Toxicology of detergent intermediates: Acute mammalian toxicity, skin and eye irritancy, and skin sensitizing potential of Dobanol 23-2 (Final report). W-ltr 111291. 10-1-1979. OTS0534685.
48. Suzuki M, Machida M, Adachi K, Otabe K, Sugimoto T, Hayashi M, Awazu S. Histopathological study of the effects of a single intratracheal instillation of surface active agents on lung in rats. *J Toxicol Sci*. 2000;25(1):49-55.
49. International Research and Development Corporation. Pilot teratology study in rabbits. 6-20-1980. Submitted to EPA by Procter and Gamble in 1992. NTIS No. OTS0540964.
50. Sittingbourne Research Centre. A subchronic (90-day) feeding study on dobanol 45-7 (C14-15 Pareth-7) in rats. 8-27-1982. Group research report SBGR.81.330.
51. Exponent. Letter from James Messina to the EPA regarding a dose selection study for an OECD definitive study. Re: alkyl

- alkoxylate, CAS # 9004-98-2 (oleths). 1-18-2008. NTIS No. 8EHQ-08-17046.
52. Procter & Gamble Company. Initial submission: 91-day percutaneous toxicity study in rabbits on E-9305.02 and E-0122.01 with cover letter dated 081292. 9-1-1981. OTS0546228.
53. DuPont. Letter from Dr. A.M.Kaplan to the EPA describing a 1971 skin irritation study of a formulations containing a laureth (9002-92-0). 11-23-2009. 8EHQ-1109-17738A.
54. Goossens A, Beck MH, Haneke E, Mcfadden JP, Nolting S, Durupt G, Ries G. Adverse cutaneous reactions to cosmetic allergens. *Contact Derm.* 1999;40(2):112-113.
55. Uter W, Geier J, Fuchs T. Contact allergy to polidocanol, 1992 to 1999. *J Allergy Clin Immunol.* 2000;106(6):1203-1204.
56. Bárány E, Lindberg M, Lodén M. Unexpected skin barrier influence from nonionic emulsifiers. *Int J Pharm.* 2000;195(1-2):189-195.
57. Abdullah A, Walker S, Tan CY, Foulds IS. Sensitization of oleth-3-phosphate and oleth-5 in a hair wax. *Contact Derm.* 1997;37(4):188.
58. Field S, Hazelwood E, Bourke B, Bourke JF. Allergic contact dermatitis from tertiary-butylhydroquinone and Laureth 12 in a hair dye. *Contact Derm.* 2007;56(2):116-117.
59. Frosch PJ, Schulze-Dirks A. Contact allergy caused by polidocanol (thesis). *Hautarzt.* 1989;40(3):146-149.
60. Gallo R, Basso M, Voltolini S, Guarrera M. Allergic contact dermatitis from laureth-9 and polyquaternium-7 in a skin-care product. *Contact Derm.* 2001;45(6):356-357.
61. Grills CE, Cooper SM. Polidocanol: a potential contact allergen in shampoo. *Contact Derm.* 2007;56(3):178.
62. Henriquez-Santana A, Fernandez-Guarino M, González deOlano D, Gonzalez-Cervera J, Huertas-Barbudo B, Aldanondo I. Urticaria induced by Etoxisclerol (polidocanol). *J Eur Acad Dermatol Venereol.* 2008;22(2):261-262.
63. Huber-Riffeser G. Allergic contact dermatitis to polidocanol (Thesis). *Contact Derm.* 1978;4(4):245.
64. Kimura M, Kawada A. Follicular contact dermatitis due to polyoxyethylene laurylether. *J Am Acad Dermatol.* 2000;42(5 pt 2):879-880.
65. Svensson A. Allergic contact dermatitis to laureth-4. *Contact Derm.* 1988;18(2):113-114.
66. Taibjee SM, Prais L, Foulds IS. Allergic contact dermatitis from polyethylene glycol monomethyl ether 350 in Solaraze gel. *Contact Derm.* 2003;49(3):170-171.
67. Chemical Manufacturers Association (Bates, H.K.). Developmental neurotoxicity evaluation of triethylene glycol monomethyl ether (CAS 112-35-6) administered by gavage to timed-mated CD rats on gestational day 6 though postnatal day 21. 1992. CMA Reference No.GD-43. O-DEV/NEU-RTI, March 3. Secondary reference in Kimmel, C.A. (1996) Reproductive and developmental effects of diethylene and triethylene glycol (methyl-, ethyl-) ethers. *Occup Hyg* 2:131-151.
68. Zeiger E, Anderson B, Haworth S, Lawlor T, Mortelmans K, Speck W. Salmonella mutagenicity tests: III. Results from the testing of 255 chemicals. *Environ Mutagen.* 1987;9(suppl 9):1-110.
69. Matthews EJ, Spalding JW, Tennant RW. Transformation of BALB/c-3T3 cells: V. Transformation responses of 168 chemicals compared with mutagenicity in Salmonella and carcinogenicity in rodent bioassays. *Environ Health Perspect.* 1993;101(suppl 2):347-482.
70. Loveday KS, Anderson BE, Resnick MA, Zeiger E. Chromosome aberration and sister chromatid exchange tests in Chinese hamster ovary cells in vitro. V: results with 46 chemicals. *Environ Mol Mutagen.* 1990;16(4):272-303.
71. Myhr BC, Caspary WJ. Chemical mutagenesis at the thymidine kinase locus in L5178Y mouse lymphoma cells: results for 31 coded compounds in the national toxicology program. *Environ Mol Mutagen.* 1991;18(1):51-83.
72. Shelby MD, Erexson GL, Hook GJ, Tice RR. Evaluation of a three-exposure mouse bone marrow micronucleus protocol: Results with 49 chemicals. *Environ Mol Mutagen.* 1993;21(2):160-179.
73. Personal Care Products Council. *Updated concentration of use on the Alkyl PEG Ethers included in the March 2010 concentration of use survey. 11-18-2010.* Unpublished data submitted by the Council. (10 pp).
74. Marzulli FN, Ruggles DI. Rabbit eye irritation: collaborative study. *J Assoc Off Anal Chem.* 1973;56(4):905-914.

Safety Assessment of Propylene Glycol, Tripropylene Glycol, and PPGs as Used in Cosmetics

International Journal of Toxicology
31(Supplement 2) 245S-260S
© The Author(s) 2012
Reprints and permission:
sagepub.com/journalsPermissions.nav
DOI: 10.1177/1091581812461381
http://ijt.sagepub.com



Monice M. Fiume¹, Wilma F. Bergfeld², Donald V. Belsito²,
Ronald A. Hill², Curtis D. Klaassen², Daniel Liebler²,
James G. Marks Jr², Ronald C. Shank², Thomas J. Slaga²,
Paul W. Snyder², and F. Alan Andersen³

Abstract

Propylene glycol is an aliphatic alcohol that functions as a skin conditioning agent, viscosity decreasing agent, solvent, and fragrance ingredient in cosmetics. Tripropylene glycol functions as a humectant, antioxidant, and emulsion stabilizer. Polypropylene glycols (PPGs), including PPG-3, PPG-7, PPG-9, PPG-12, PPG-13, PPG-15, PPG-16, PPG-17, PPG-20, PPG-26, PPG-30, PPG-33, PPG-34, PPG-51, PPG-52, and PPG-69, function primarily as skin conditioning agents, with some solvent use. The majority of the safety and toxicity information presented is for propylene glycol (PG). Propylene glycol is generally nontoxic and is noncarcinogenic. Clinical studies demonstrated an absence of dermal sensitization at use concentrations, although concerns about irritation remained. The CIR Expert Panel determined that the available information support the safety of tripropylene glycol as well as all the PPGs. The Expert Panel concluded that PG, tripropylene glycol, and PPGs ≥ 3 are safe as used in cosmetic formulations when formulated to be nonirritating.

Keywords

propylene glycol, tripropylene glycol, PPGs

Introduction

A safety assessment of propylene glycol (PG) and polypropylene glycols (PPGs) was published in 1994.¹ On the basis of the available data, the Cosmetic Ingredient Review (CIR) Expert Panel concluded that these ingredients were safe for use in cosmetic products at concentrations up to 50.0%. In that assessment, the specific PPG chain lengths were not identified, however, concentration of use data were reported for PPG-9, PPG-26, and PPG 425. Currently, the *International Cosmetic Ingredient Dictionary and Handbook* names PPG-3, PPG-7, PPG-9, PPG-12, PPG-13, PPG-15, PPG-16, PPG-17, PPG-20, PPG-26, PPG-30, PPG-33, PPG-34, PPG-51, PPG-52, and PPG-69. Because new studies published after the 1994 assessment are available, that address the safety of PG and PPGs, the Expert Panel considered these data in support of the safety of these specific PPGs currently listed in the *International Cosmetic Ingredient Dictionary* as well as all chain lengths that may be added in the future.

This report is an update of the 1994 safety assessment and, as such, it contains information that was published after the 1994 assessment was issued.

Dipropylene glycol is not included in this report since it was previously reviewed in a separate report. In 1985, the Expert Panel determined that dipropylene glycol was safe

as used in cosmetics.¹ That conclusion was confirmed in 2006.²

Tripropylene glycol, which has not been reviewed, is included in this report. Tripropylene glycol is different from PPG-3. The PPG-n designations all acknowledge that these ingredients are produced in a polymerization reaction that can lead to some different chain length compounds, since the process is not end blocked. Tripropylene glycol is an ingredient that contains only the "3" chain length.

Chemistry

Definition and Structure

Propylene glycol (CAS No. 57-55-6) is an aliphatic alcohol that conforms generally to the formula in Figure 1.³ Tripropylene

¹ Cosmetic Ingredient Review Scientific Analyst/Writer

² Cosmetic Ingredient Review Expert Panel Member

³ Director, Cosmetic Ingredient Review

Corresponding Author:

F. Alan Andersen, Cosmetic Ingredient Review, 1101 17th Street, NW, Suite 412, Washington, DC 20036, USA
Email: cirinfo@cir-safety.org

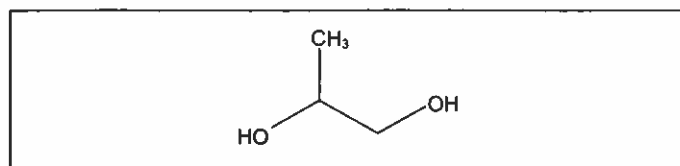


Figure 1. Propylene glycol.

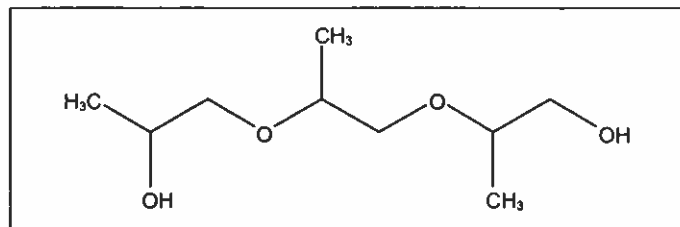


Figure 2. Tripropylene glycol.

glycol (CAS No. 24800-44-0) is an organic compound that conforms to the formula in Figure 2.³ Synonyms for PG and tripropylene glycol are listed in Table 1.

The PPGs (generic CAS No. 25322-69-4) are polymers of propylene oxide that conform generally to the formula in Figure 3.³ According to the *International Cosmetic Ingredient Dictionary and Handbook*, international nomenclature cosmetic ingredient (INCI) names for the PPGs refer to the average "n" value corresponding to the propylene oxide chain length of the polymer; that is, PPG-3 would have an average chain length of 3. (Synonyms for PPGs are also listed in Table 1.)

As stated above, the INCI names for cosmetic PPGs refer to the chain length. However, different naming conventions are used in identifying PPGs and the potential for confusion exists. When the official INCI name for each ingredient is used, the name is given as PPG, dash, and then the average number of units, for example, PPG-3. However, the PPGs can also be identified using the average molecular weight as part of the name; this is indicated as PPG, space, average molecular weight, for example, PPG 200. Table 2 gives the INCI name, molecular weight name where available, and calculated molecular weight of the PPGs.

Physical and Chemical Properties

The physical and chemical properties of PG, tripropylene glycol, and the PPGs are summarized in Table 3.

Method of Manufacture

Tripropylene glycol (as well as dipropylene glycol) is formed by sequential addition of propylene oxide to PG.⁴ The products are formed simultaneously and separated by distillation.

Impurities

In the original safety assessment on PG, Dow Chemical Co recommended that US Pharmacopoeia (USP)-grade PG be used

in cosmetics.⁵ According to recent information, the USP has set safety limits of diethylene glycol and ethylene glycol content at a maximum of 0.1%.⁶ The USP grade PG manufactured by Dow contains diethylene glycol and ethylene glycol at concentrations that are nondetectable (quantification limit of 0.008% wt/wt). Dow also has stated that they meet or exceed all requirements currently found in the European Pharmacopoeia, Japanese Pharmacopoeia, and Food Chemicals Codex. Two companies submitted information regarding the concentration of propylene oxide in PPGs used to make finished products.⁷ Both companies report a maximum of 10 ppm propylene oxide.

Use

Cosmetic

Propylene glycol is used in cosmetic formulations as a skin conditioning agent (humectant or miscellaneous), viscosity decreasing agent, solvent, or fragrance ingredient.³ The PPGs function primarily as skin conditioning agents, with some functioning as solvents. Tripropylene glycol functions as a humectant, antioxidant, or emulsion stabilizer.

At the time of the original safety assessment, according to information supplied to the Food and Drug Administration (FDA) by industry as part of the Voluntary Cosmetic Registration Program (VCRP), PG was used in 5676 cosmetic formulations at concentrations ranging from 0% to >50%.⁵ Both PPG-9 and PPG-26 were used in 6 and 10 cosmetic formulations, respectively, at concentrations of 0.1% to 5%, and PPG 425 (thought to be synonymous with PPG-9) was used in 1 cosmetic formulation at a concentration range of 1% to 5%.

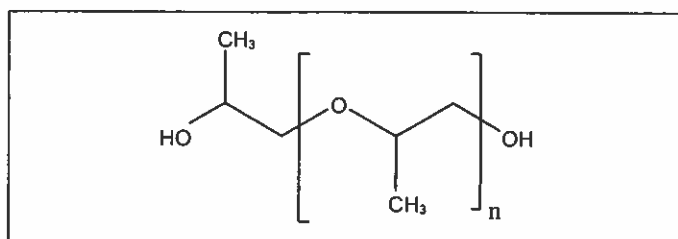
The frequency and concentration of use of PG has increased. Recent VCRP data indicate that PG is used in 9094 cosmetic formulations (out of 34 391 total formulations reported).⁸ Polypropylene glycol (chain length not specified) is reported to have 45 uses. Polypropylene glycol-9 is reported to be used in 84 cosmetic formulations, and PPG-12 is used in 3, PPG-15 in 1, PPG-17 in 3, PPG-26 in 2, and PPG-30 in 5 cosmetic formulations. Tripropylene glycol is used in 8 formulations. A survey of current use concentrations conducted by the Personal Care Products Council (the Council) reported that PG is used at concentrations of 0.0008% to 99%.⁹ Propylene glycol, which is used in 313 of the 580 deodorant products reported to the VCRP,⁸ is used at concentrations of 3% to 73%; this is the greatest leave-on concentration used.⁹ The highest concentration of use of PG is 99%, but that use is in products that will be diluted, for example bath oils, tablets, or salts. Additionally, the Council survey results reported that PPG-9 is used at 0.05% to 22%, PPG-12 at 1%, PPG-17 at 1% to 2%, PPG-26 at 0.2%, and PPG-34 at 20%. Tripropylene glycol is used at concentrations up to 22%; the 22% is in an underarm deodorant. Table 4 presents current product formulation data for PG, tripropylene glycol, and the PPGs.

Propylene glycol is used in hair sprays, and its effects on the lungs that may be induced by aerosolized products containing

Table 1. Synonyms

Chemical Name	Synonyms/Other Technical Names
Propylene glycol 5	1,2-dihydroxypropane; 2-hydroxypropanol; methyl glycol; methylene glycol; methylethyl glycol; methylethylene glycol; monopropyl glycol; monopropylene glycol; propane-1,2-diol; 1,2-propanediol; propane-1,2-glycol; α -propylene glycol; 1,2-propylene glycol; propyleneglycolum (EP); trimethyl glycol
Tripropylene glycol	2-(2-(2-hydroxypropoxy)propoxy)propan-1-ol3
PPG-n (n = average chain length)	polyoxypropylene (n)3; polypropylene glycol (n)3

Abbreviations: PPG, polypropylene glycol.

**Figure 3.** Polypropylene glycol.

n indicates average propylene oxide chain length and is reflected in the name, for example, PPG-12 would have n = 11

this ingredient may be of concern. The aerosol properties that determine deposition in the respiratory system are particle size and density. The parameter most closely associated with deposition is the aerodynamic diameter, d_a , defined as the diameter of a sphere of unit density possessing the same terminal settling velocity as the particle in question. In humans, particles with an aerodynamic diameter of $\leq 10 \mu\text{m}$ are respirable. Particles with a d_a from 0.1 to $10 \mu\text{m}$ settle in the upper respiratory tract and particles with a $d_a < 0.1 \mu\text{m}$ settle in the lower respiratory tract.^{10,11} Particle diameters of 60 to $80 \mu\text{m}$ and $\geq 80 \mu\text{m}$ have been reported for anhydrous hair sprays and pump hairsprays, respectively.¹² In practice, aerosols should have at least 99% of their particle diameters in the 10 to $110 \mu\text{m}$ range and the mean particle diameter in a typical aerosol spray has been reported as $\sim 38 \mu\text{m}$.¹³ Therefore, most aerosol particles are deposited in the nasopharyngeal region and are not respirable.

Tripropylene glycol, PG, and PPGs are not included in the list of ingredients that are prohibited for use in the European Union¹⁴ or on the list of ingredients restricted or prohibited for use in Japan.¹⁵

Noncosmetic

Propylene glycol is generally recognized as safe (GRAS) as a direct food additive when used in accordance with good manufacturing practices, and it is approved as a direct and indirect food additive.¹⁶ According to the Joint FAO/WHO Expert Committee on Food Additives (JECFA), the acceptable daily intake (ADI) of PG is 25 mg/kg/bw/d.¹⁷ In Japan, the Ministry of Health, Labour, and Welfare (MHLW) specified that according to the food sanitation law, PG has no potential to cause harm to human health.¹⁸

Table 2. PPG INCI Names, Molecular Weight Names, and Calculated Molecular Weights^a

PPG INCI name (PPG-n; n = avg number of moles of propylene oxide)	Molecular Weight Name as Indicated by the Trade Name Listed in the Dictionary	Calculated Molecular Weight (n \times 58) + 18
PPG-3	PPG 200	192
PPG-7		424
PPG-9	PPG 400 or PPG 425	540
PPG-12		714
PPG-13		772
PPG-15		888
PPG-16	PPG 950	946
PPG-17	PPG 1000	1004
PPG-20	PPG 1200	1178
PPG-26	PPG 2000	1526
PPG-30	PPG 4000	1758
PPG-33		1932
PPG-34		1990
PPG-51		2976
PPG-52	PPG 3000	3034
PPG-69		4020

Abbreviations: PPG, polypropylene glycol; INCI, international nomenclature cosmetic ingredient.

In original report, but not specifically listed in table:

PPG 225
PPG 300
PPG 750
PPG 1025
PPG 2025
PPG 3900

Propylene glycol is used as an inactive ingredient in a number of FDA-approved drug products. It has been approved at concentrations up to 98.09% in topical drugs and 92% in oral solutions.¹⁹ There is inadequate evidence to establish PG as GRAS and effective in OTC pediculicide drug products.

Propylene glycol has many uses in pharmaceuticals, food, and manufacturing.²⁰ It is used in organic synthesis, especially for PPG and polyester resins.²¹

Polypropylene glycol is approved as a secondary direct food and additive and as an indirect food additive.¹⁶ Polypropylene glycol has many industrial uses.²¹

Tripropylene glycol also has many uses in pharmaceuticals, food, and manufacturing. It is used as an intermediate in resins, plasticizers, pharmaceuticals, insecticides, and the production of ethers and esters.²²

Table 3. Chemical and Physical Properties

Characteristic	Description
Propylene glycol⁵	
Color and form	Colorless viscous stable hygroscopic liquid
Odor	Practically odorless
Molecular weight	76.09 ²⁰
Solubility	Miscible in water, acetone, and chloroform; soluble in ether; miscible with water, alcohol, and many organic solvents
Melting point	-59°C; -60°C
Boiling point	187.3°C; 188.2°C
Freezing point	-59°C
Density/specific gravity	1.036 @ 25°C /4°C; 1.0381 @ 20°C/20°C
Disassociation constant (pKa)	14.8 @ 25°C
Octanol/water partition coefficient	log K _{ow} = -0.92
Index of refraction	1.4323 @ 20°C; 1.4293 @ 27°C
Tripropylene glycol	
Color and form	Colorless liquid ^{22,56} ; slightly viscous ²²
Odor	Odorless ^{22,56}
Molecular weight	192.26 ²²
Solubility	Soluble in water, methanol, and ether; miscible with alcohol ²² ; miscible in water ⁵⁶
Melting point	<-30°C ^{22,56}
Boiling point	271°C ^{22,57}
Density/specific gravity	1.019 @ 20°C/20°C ²²
Octanol/water partition coefficient	log P _{ow} = -0.5 ^{56,57}
Index of refraction	1.4449 @ 20°C/D ²²
reactivity	Combustible ²¹
Polypropylene glycols	
Color and form	Clear, colorless or practically colorless, viscous liquid ⁵⁸
Molecular weight	Dependent on chain length
Solubility	Lower mol wt polymers are soluble in water ⁵ ; soluble in such organic solvents as aliphatic ketones and alcohols but is insoluble in ether and most aliphatic hydrocarbons (mol wts not defined) ⁵⁸
pH	Between 6 and 9 ⁵⁹
Density	1.002-1.007 ⁶⁰
Reactivity	Nonvolatile; combustible ⁵

Toxicokinetics

Absorption

Propylene glycol. The dermal penetration of [¹⁴C]PG through excised female hairless mouse skin from the teryary cosolvent containing 10 mol% oleic acid and 6 mol% dimethyl isosorbide in 84% PG was determined.²³ Over a 24-hour period, the cumulative penetration of PG was 57.1% of the applied amount.

The dermal absorption of PG was determined in the outermost layers of skin using thermal emission decay-Fourier transform infrared (TED-FTIR) spectroscopy.²⁴ Propylene glycol was applied to the fingertip of one human participant for 30 minutes using PG-soaked cotton wool. The site was wiped and allowed to dry for 1 minute. The thickness of the surface layer of stratum corneum probed was 0.71 µm. Measurements were performed every 25 minutes over a 3-hour period, with 1 measurement taking 15 minutes. The concentration of PG remaining at the surface of the stratum corneum decreased over time. At 12 and 32 minutes, the maximum concentration of PG was found at a depth of <1 µm, while at 107 and 157 minutes, the maximum concentration of PG was found at a depth of 3 to 4 µm. At a depth of 6 µm, the greatest concentration of PG, 0.2%,

was seen at 32 minutes. The authors suggested that PG molecules diffuse into stratum corneum only to a depth of 6 to 7 µm, approximately. The researchers also suggested that PG molecules do not reach the dermis.

Dermal Penetration Enhancement

Propylene glycol. Propylene glycol has been described as a penetration enhancer, and penetration enhancers act by various mechanisms to perturb diffusional pathways through the skin. Proposed mechanisms of penetration enhancement by PG include alteration of barrier function by its effects on a keratin structure or a PG-induced increase in the solution capacity within the stratum corneum.²³ Examples of the effect of PG on penetration are summarized in Table 5.

Toxicology

Cytotoxicity

Propylene glycol. The cytotoxicity of PG was determined in assays that measured inhibition of human foreskin fibroblasts and keratinocytes, inhibition of collagen contraction by

Table 4. Frequency and Concentration of Use

Product Category	Freq of Use 2009 ^{a,a}	Conc of Use (%) 2009 ⁹
Propylene glycol		
Baby products		
Shampoos	6 (56)	0.005-0.4
Lotions/oils/powders/creams	18 (137)	0.02
Others	26 (143)	0.001-0.003 ^b
Bath preparations		
Oils, tablets, and salts	23 (314)	1-99
Bubble baths	24 (169)	1-5
Capsules	1 (4)	Not reported
Others	64 (234)	Not reported
Eye makeup preparations		
Eyebrow pencils	3 (144)	2-14
Eyeliners	94 (754)	0.2-16
Eye shadows	40 (1215)	0.03-18
Lotions	66 (254)	0.02-47
Makeup removers	21 (128)	0.03-2
Mascaras	130 (499)	0.3-16
Others	115 (365)	7 ^c
Fragrance preparations		
Colognes and toilet waters	304 (1377)	0.3-6
Perfumes	117 (666)	0.03-5
Powders	3 (221)	0.005-1
Others	120 (566)	0.2-70
Noncoloring hair preparations		
Conditioners	446 (1226)	0.08-42
Sprays (aerosol fixatives)	60 (312)	0.003-4
Straighteners	129 (178)	4-25
Permanent waves	7 (69)	0.3-10
Rinses (noncoloring)	9 (33)	0.5-10
Shampoos	494 (1361)	0.06-5
Tonics, dressings, etc	468 (1205)	0.3-40
Wave sets	11 (51)	Not reported
Others	318 (807)	0.3-38
Hair coloring preparations		
Hair dyes and colors	1361 (2393)	5-15
Hair tints	20 (21)	10
Hair rinses	NR	1
Hair shampoos	16 (40)	Not reported
Hair color sprays (aerosol)	7 (7)	Not reported
Hair lighteners	5 (21)	Not reported
Hair bleaches	13 (149)	Not reported
Others	23 (168)	6-16
Makeup preparations		
Blushers	17 (434)	0.2-67
Face powders	15 (661)	0.009-0.2
Foundations	134 (589)	4-57
Leg and body paints	4 (29)	0.03-0.4
Lipsticks	39 (1883)	0.1-8
Makeup bases	42 (117)	0.1-21
Makeup fixatives	3 (45)	Not reported
Others	75 (485)	2-19
Manicuring preparations		
Basecoats and undercoats	3 (79)	Not reported
Cuticle softeners	11 (27)	4
Nail creams and lotions	6 (14)	0.02-12
Nail polish and enamel	8 (333)	0.008-0.9

(continued)

Table 4. (continued)

Product Category	Freq of Use 2009 ^{a,a}	Conc of Use (%) 2009 ⁹
Nail polish and enamel removers	2 (24)	0.0008-6
Others	15 (138)	Not reported
Oral hygiene products		
Dentifrices	4 (59)	0.02-10
Mouthwashes and breath fresheners	9 (74)	0.04-5
Others	4 (86)	Not reported
Personal cleanliness products		
Bath soaps and detergents	502 (1665)	0.01-25
Underarm deodorants	313 (580)	3-73
Douches	4 (14)	1
Feminine deodorants	9 (19)	Not reported
Others	272 (792)	2-10 ^d
Shaving preparations		
Aftershave lotions	174	0.02-8
Preshave lotions	1 (22)	Not reported
Shaving creams	37 (122)	4-40
Shaving soaps	3 (10)	Not reported
Others	59 (134)	Not reported
Skin care preparations		
Cleansers	398 (1446)	0.5-39
Depilatories	14 (42)	0.006-13
Face and neck	558 (1583)	5-30
Body and hand	648 (1744)	0.009-68
Face and neck sprays	No category	6
Body and hand sprays	No category	1-10
Foot powders and sprays	11 (47)	0.03
Moisturizing products	846 (2508)	0.2-41
Night preparations	121 (353)	0.004-20
Paste masks (mud packs)	136 (441)	0.1-11
Skin fresheners	84 (259)	0.002-7
Others	415 (1308)	2-20 ^e
Suntan preparations		
Suntan gels/creams/liquids	43 (107)	0.01-5
Indoor tanning preparations	86 (240)	1-33
Others	19 (62)	10
Total for propylene glycol	9747 (34,391)	0.0008-99
Tripropylene glycol		
Fragrance preparations		
Perfumes	1 (666)	Not reported
Personal cleanliness products		
Underarm deodorants	7 (580)	21-22
Skin care preparations		
Moisturizing creams/lotions/powders	Not reported	0.00004
Total for tripropylene glycol	8	0.00004-22
Polypropylene glycol		
Fragrance preparations		
Colognes and toilet waters	30 (1377)	Not reported
Perfumes	4 (666)	Not reported
Hair coloring preparations		
Hair dyes and colors (requiring caution stmt)	6 (2393)	Not reported
Hair bleaches	1 (149)	Not reported
Makeup preparations (not eye)		
Blushers (all types)	1 (434)	Not reported

(continued)

Table 4. (continued)

Product Category	Freq of Use 2009 ^a	Conc of Use (%) 2009 ^a
Personal cleanliness preparations		
Others	1 (792)	Not reported
Shaving preparations		
Aftershave lotions	1 (367)	Not reported
Skin care preparations		
Cleansers	1 (1446)	Not reported
Face and neck preparations (excl. shaving)	1 (1583)	Not reported
Suntan preparations		
Indoor tanners	1 (240)	Not reported
Total for polypropylene glycol PPG-9	47	Not reported
Bath preparation		
Others	3 (234)	Not reported
Eye makeup preparations		
Eye lotions	Not reported	11
Noncoloring hair preparations		
Shampoos (noncoloring)	74 (1361)	0.5
Personal cleanliness products		
Bath soaps and detergents	Not reported	22
Others	33 (792)	Not reported
Skin care preparations		
Cleansers	Not reported	0.05-0.4
Depilatories	Not reported	4
Face and neck creams, lotions, and powders	Not reported	15
Skin fresheners	Not reported	4
Total for PPG-9	110	0.05-22
PPG-12		
Noncoloring hair preparations		
Hair conditioners	2 (1226)	Not reported
Tonics, dressings, other hair grooming aids	1 (1205)	Not reported
Skin care preparations		
Face and neck creams, lotions, and powders	Not reported	1
Total for PPG-12	3	1
PPG-15		
Eye makeup preparations		
Eyeliner	1 (754)	Not reported
Total for PPG-15	1	Not reported
PPG-17		
Skin care preparations		
Face and neck (excl. shaving)	3 (1583)	1
Moisturizing creams, lotions, and powders	Not reported	1
Suntan preparations		
Suntan gels, creams, and liquids	Not reported	2
Total for PPG-17	3	1-2
PPG-26		
Fragrance preparations		
Perfumes	1 (666)	Not reported
Skin care preparations		
Face and neck creams, lotions, and powders	Not reported	0.2
Paste masks (mud packs)	Not reported	0.2
Others	1 (1308)	Not reported

(continued)

Table 4. (continued)

Product Category	Freq of Use 2009 ^a	Conc of Use (%) 2009 ^a
Total for PPG-26	2	0.2
PPG-30		
Noncoloring hair preparations		
Tonics, dressings, other hair grooming aids	1 (1205)	Not reported
Skin care preparations		
Cleansers	3 (1446)	Not reported
Face and neck (excl. shaving)	1 (1583)	Not reported
Totals for PPG-30	5	Not reported
PPG-34		
Skin care preparations		
Paste masks (mud packs)	Not reported	20
Total for PPG-34	Not reported	20

^a Total number in category given in parentheses.^b 0.003% in a rinse-off product.^c 7% in a brow and lash gel.^d 2% in a shower gel; 6% in a foot scrub.^e 6% in a vaginal area moisturizer/lubricant.

fibroblasts, and changes in cell morphology of fibroblasts and keratinocytes.²⁵ Fibroblast and keratinocyte proliferation was inhibited within 3 days after administration of PG; no significant changes in cell proliferation occurred with a 6-day administration. Propylene glycol was a moderately potent inhibitor, with an IC₅₀ (concentration causing 50% proliferation inhibition) of 280 mmol/L for fibroblasts and 85 mmol/L for keratinocytes. The effect of PG on collagen contraction by fibroblasts was concentration dependent throughout the entire study. The concentration causing 50% contraction inhibition was 180 mmol/L.

The effect of PG on changes in cell morphology also was examined.²⁵ A gradual detachment of cells from the culture accompanied by changes in cell shape occurred in confluent keratinocyte cultures when the concentration of PG was increased above 5%. After 24 hours, replacing medium containing 5% PG with PG-free medium resulted in almost complete recovery within 48 hours. However, this recovery did not occur with 7% PG. Similar results were observed with fibroblasts, and the concentration inducing irreversible cell damage in both fibroblast and keratinocytes cultures was 660 mmol/L PG.

Single-Dose Toxicity

Oral

Polypropylene glycols. The acute toxicity of PPG 425 was evaluated using 2 groups of 3 rats (strain and gender not specified).²⁶ The rats were given a single oral dose of 250 or 1000 mg/kg PPG 425 by gavage and observed for 14 days. Animals of the low-dose groups had convulsions and loss of coordination, whereas animals of the high-dose group had

Table 5. Penetration Enhancement by PG

Test Chemical	Barrier	Methods	Results
Dihydroergotamine (DHE) mesylate	Excised male New Zealand white rabbit skin	-In vitro diffusion using Franz diffusion cells; several vehicles were used to examine their effect on the penetration of 16.0 mg/mL DHE; the penetration of various concentrations of DHE in PG was also examined	-the avg amount of DHE that penetrated from a water base during 24 h was 0.3 µg, with a max. rate of absorption of 0.02 µg/h during the 9- to 12- hour period; with a PG-vehicle, the avg amount of DHE that penetrated was 7.25 µg, with a max rate of absorption of 0.3 µg/h during the 12- to 24-hour time period; for comparison, the amount absorbed with PEG-400 and liquid paraffin vehicles was 3.05 and 4.14 µg DHE over 24 hours; -the avg amount of DHE that penetrated with 8, 16, 30, and 50 mg/mL DHE in PG was 3.78, 7.25, 14.47, and 38.98 µg over 24 hours ⁶¹
Betamethasone 17-valerate (BMV); hydrocortisone 17-butyrate (HCB); hydrocortisone (HC) (topical glucocorticoids [GCs])	Excised human abdominal skin	-The multilayer membrane system (MMS) was used to evaluate the penetration of the GC/PG gel formulations; time intervals for the penetration studies were 200 min and 24 h; -the relationship between the physicochemical properties of the drugs in binary PG/water mixtures and the rate and extent of their penetration was studied; -in vitro penetration through skin was determined	-with BMV gels, PG acted as a cosolvent as penetration was thermodynamically controlled; 10%-80% PG was evaluated—BMV penetration was almost unaffected with 10%-40% PG, was slightly increased with 40%-60% PG, and was decreased with >60% PG; the greatest amount of BMV in whole skin was found with 40% PG; -penetration of HCB with 10%-80% PG was evaluated, and the greatest penetration was with 20% PG; -with HC, the rate and penetration increased with increasing PG contents from 5% to 80% in suspension-type gel formulation; the enhancement effect of PG masked the thermodynamically-controlled behavior of HC; increased penetration of HC with increasing PG concentration was detected in the stratum corneum and the viable epidermis, but the amount permeating into the dermis was independent of PG content ⁶² -high PBA release rates from PG were seen in the MMS; -PBA and PG appear to penetrate simultaneously into the stratum corneum; at 1000 minutes, the ratio is increased indicating an accumulation or deposition of PBA due to more rapid PG-transfer into the epidermis; -PG penetrated better with the addition of fatty acids; mode of enhancement is non-specific ³⁷
Pyrene butyric acid (PBA)	Excised female human breast skin	-Dermal penetration through skin was determined using glass diffusion cells; -the MMS was used for liberation studies; -the effect of fatty acids was also evaluated	in all of the studies, the percutaneous absorption of aspirin was increased greatest with 80% ethanol/20% PG; these results were very similar to ethanol alone; PG alone did not significantly increase absorption of aspirin ⁶³ -PG acted as a cosolvent, not a penetration enhancer; -PG/IPM synergistically enhanced drug flux; maximum enhancement ratios were with 40% PG ⁶⁴
Aspirin	Excised porcine ear epidermis	-in vitro studies using Franz cells, FTRI, and TEWL were used to determine penetration enhancement by PG, ethanol, and combinations of the 2	
Diclofenac sodium (DFS)	Excised male Wistar rat skin	-DF5 gels were dissolved in water, a 20%-60% PG/water mixture, or 30%-40% PG/3%-5% isopropyl myristate (IPM)/water (pH 7.2)	

convulsions. One high-dose animal died on day 1. All low-dose animals and the remaining 2 high-dose animals survived until study termination.

Parenteral

Propylene glycol. An acute study was performed in which female ICR mice were dosed intraperitoneally (ip) with 2600, 5200, or 10 400 mg/kg PG.²⁷ All except the high-dose mice survived 6 days after dosing. (The number of high-dose mice that died was not given.) Signs of toxicity, such as lethargy and ruffled hair coats, were not observed in the 2600 and 5200 groups.

Repeated-Dose Toxicity

Oral

Propylene glycol. Groups of 6 inbred male Wistar rats were dosed orally by gavage, daily, with 294.23 mg PG/100 g body wt (as 1 mL 28.4%/100 g) for 10 (group 1), 20 (group 2), or 30 days (group 3), and the effects on a number of intestinal parameters were determined.²⁸ Control groups received an equal volume of saline for 10, 20, or 30 days. After termination of dosing, animals were fasted overnight and then killed. All animals survived until study termination. Body weight gains were statistically significantly decreased for animals in group 1 and increased for animals in groups 2 and 3. A number of enzyme activities were enhanced; statistically significant increases were seen in sucrase activity in groups 1 and 2 and lactase and γ -glutamyl transpeptidase activity in group 3. Absorptive function was assessed by measuring nutrient uptake. Statistically significant increases of D-glucose and calcium uptake were seen in all groups and of glycine, L-aspartate, and L-lysine uptake was seen in groups 1 and 2. Scanning electron microscopy revealed that PG did not affect the intestinal mucosal surface.

Nineteen male Han:Wistar rats were given drinking water containing 40 g/L PG for 2 weeks; a control group of 16 rats was given tap water.²⁹ The animals were placed in metabolism cages during the last 24 hours of dosing and urine was collected. Propylene glycol administration did not have any effect on urinary excretion of oxalic or alkoxyacetic acid, nor did it affect pH or urinary metabolites. Propylene glycol did not cause any renal effects.

Groups of 8 male and 8 female CD-1 mice were given 0.5%, 1.0%, 2.5%, 5.0%, and 10.0% PG in the drinking water for 14 days.³⁰ Negative controls were given untreated drinking water. Body weight gains of test animals were similar to or greater than controls. No animals died during the study.

Inhalation

Male and female Sprague-Dawley rats (number per group not given) were exposed to 0.16, 1.0, or 2.2 mg PG/L air for 6 hours/d, 5 days/week, for 13 weeks in a nose-only inhalation study.³¹ There was no difference in body weights for any of the

male dose groups, while mid- and high-dose females had significantly decreased body weights starting on days 64 and 50 of the study, respectively. Feed consumption was decreased for the females starting on days 50 and 43, respectively. Relevant differences occurred in some hematological parameters, serum enzyme activities, and lung, spleen, liver, and kidney weights; however these differences were inconsistent and without dose-response trends. The mid- and high-dose animals had increased goblet cells and increased mucin within these cells.

Ocular Irritation

Propylene glycol. The ocular irritation potential of PG was determined using groups of 6 male and female New Zealand white albino rabbits.³² First, a single application of 1 drop of PG was instilled into the conjunctival sac of the left eye of each rabbit, and the eye was not rinsed. In the second part of the study, 1 drop of PG was instilled into the conjunctival sac of the left eye every 24 hours for 3 consecutive days. At both times, the contralateral eye was untreated and served as the control. The eyes were examined on days 1, 2, 3, and 7. With the single application, slight-to-moderate conjunctival hyperemia was observed on day 1 and resolved by day 2. The highest total score was 19 of 550, well below the category of marginal irritant (score of 65). Multiple instillations resulted in similar observations, with slight hyperemia lasting up to day 3 in 2 rabbits. The highest total score following multiple installations was 38 of 550, again below the category of marginal irritant.

Dermal Irritation/Sensitization

Propylene glycol. The dermal irritation potential of 100% PG was evaluated with male hairless SKH1 hr/hr mice.³³ Propylene glycol was instilled in polyvinyl chloride cups (vol 0.3 cm³) on the dorsal side of 3 mice. The test substance remained in contact with the skin for 24 hours. At the end of the 24 hours, the animals were killed and a sample of the exposed skin was examined microscopically. Propylene glycol was minimally irritating, with a total score of 7 (maximum score = 77).

Reproductive and Developmental Toxicity

Propylene glycol. The reproductive and developmental effects of PG were evaluated using mice, rats, rabbits, and hamsters.³⁴ Groups of 25 or 28 female albino CD-1 outbred mice were mated and 22, 22, 22, 20, and 23 gravid mice were dosed by oral intubation with 0.0, 16.0, 74.3, 345.0, and 1600.0 mg/kg aq PG on days 6 to 15 of gestation. Groups of 25 to 28 female albino Wistar rats were mated and 22, 23, 22, 20, and 24 were dosed as above, respectively. Positive control groups of 23 mice and 21 rats were given 150.0 or 250.0 mg/kg aspirin, respectively. Body weights were recorded at various intervals and general observations were made daily. Caesarian sections were performed on days 17 and 20 for all mice and rats, respectively. All fetuses were examined macroscopically for visceral or skeletal defects. Administration of PG did not affect

maternal or fetal survival in mice or rats, and there were no statistically significant differences in fetal anomalies between test and negative control groups in mice or rats.

Groups of 11, 11, 12, 14, and 13 gravid female Dutch-belted rabbits were dosed by oral intubation with 0, 12.3, 57.1, 267.0, or 1230.0 mg/kg aq PG on days 6 to 18 of gestation, respectively. A positive control group of 10 gravid rabbits was given 2.5 mg/kg 6-aminonicotinamide. Body weights were recorded at various intervals and general observations were made daily. Caesarian sections were performed on day 29. All fetuses were examined macroscopically and kept for 24 hours to evaluate survival. The pups were then examined viscerally and for skeletal defects. Administration of PG did not affect maternal or fetal survival, and there were no statistically significant differences in fetal anomalies between test and negative control group.

Groups of 24-27 female golden hamsters were mated and 21, 24, 25, 22, and 22 gravid hamsters were dosed by oral intubation with 0.0, 15.5, 72.0, 334.5, and 1550.0 mg/kg aq PG on days 6 to 10 of gestation, respectively. Positive controls were given 250.0 mg/kg aspirin. Body weights were recorded at various intervals and general observations were made daily. Caesarian sections were performed on day 14. All fetuses were examined macroscopically and for visceral or skeletal defects. Administration of PG did not affect maternal or fetal survival, and there were no statistically significant differences in fetal anomalies between test and negative control groups.

Propylene glycol was used as a vehicle in a reproductive and behavioral development study.³⁵ It was administered to 15 gravid Sprague-Dawley rats orally by gavage on days 7 to 18 of gestation at a volume of 2 mL/kg. Propylene glycol did not have any effects on reproductive or behavioral development parameters.

Female ICR mice were used to determine whether PG induced cytogenetic aberrations in mouse metaphase II (MII) oocytes that predispose zygotes to aneuploidy.²⁷ Groups of mice were first given an ip injection of 7.5 IU eCG to augment follicular maturation followed 48 hours later with 5 IU human chorionic gonadotropin (hCG) to induce ovulation. After 3 hours, mice were dosed ip with 1300, 2600, or 5200 mg/kg PG in distilled water. A control group was given distilled water only. For the MII portion of the study, ovulated oocytes were collected from 20 test animals/group and 30 control animals and processed for cytogenetic analysis 16 hours after administration of PG. The number of oocytes collected from test animals was nonstatistically significantly increased compared to controls. A statistically significant change in hyperploidy, hypoploidy, or single chromatids was not observed. An increase in the frequency of PCS at each dose was statistically significant, and the incidence of premature anaphase was statistically significantly greater in the 5200 mg/kg dose group as compared to controls. Neither metaphase I nor diploid oocytes were found.

For the zygote portion of the study, the female mice were paired with undosed males immediately after being given hCG; the females were dosed ip with 1300, 2600, or 5200 mg/kg PG

3 hours after hCG administration. The males were removed 16 hours after dosing with PG. Mated females were given colchicine 22 hours after dosing with PG; zygotes were collected 18 hours later. There were 30, 40, 49, and 66 mice in the control, 1300, 2600, and 5200 mg/kg groups, respectively. The increase in hyperploidy was statistically significant in all test groups compared to controls. A statistically significant change was not seen for polyploidy or hypoploidy, and zygotes containing PCS, premature anaphase, or single chromatids were not found. The authors noted that there was no statistically significant difference in the proportion of zygotes collected for each group compared to oocytes. However, the number of zygotes analyzed compared to the number placed on slides was significantly decreased in the test groups; a relatively large portion of these zygotes had clumped chromosomes.

Genotoxicity

Tripropylene glycol. In a preincubation study with tripropylene glycol using *Salmonella typhimurium* strains TA1535, TA100, TA97, and TA98, the results were negative using concentrations of 0 to 10 000 µg/plate with and without metabolic activation.³⁶

Clinical Assessment of Safety

Propylene glycol. Propylene glycol dermal penetration was reportedly enhanced by the addition of fatty acids, such as oleic acid.³⁷ Transepidermal water loss (TEWL) and attenuated total reflectance (ATR)-FTIR were used to evaluate participants exposed to PG and/or oleic acid.³⁸ The TEWL was determined using 10 participants (number of males and females not specified) with application of occlusive chambers containing nothing, 300 µL PG, or 300 µL 0.16 mol/L oleic acid in PG, for 3 or 24 hours. The fourth site was not treated and not occluded. The TEWL measurements were started 3 hours after chamber removal to reduce volatile solvents on the skin surface in order to avoid interference with the Evaporimeter. The site treated with oleic acid/PG increased water loss for a longer period in comparison to the PG only or empty sites. The 3- and 24-hour applications of PG resulted in an enhanced water loss ratio of 1.1. With oleic acid/PG, these values were 2.0 and 2.1, respectively.

For the ATR-FTIR portion, an occlusion system containing PG or oleic acid/PG was applied to the forearm of each participant; a third site was untreated. The chambers were removed after 3 hours, and ATR-FTIR spectra were recorded. Upon removal at the site where oleic acid/PG was applied, the absorbance at the wavelength measuring free acid indicated the presence of extra free acid, while the absorbance at the wavelength characteristic of esterified ester lipids was similar to untreated and PG-treated sites. The absorbance ratio for these 2 wavelengths leveled off to that of the untreated site 3 hours after removal of the chambers, indicating migration of oleic acid into lower cell layers or lateral spreading within the stratum corneum. The researchers also examined ATR-FTIR

Table 6. Clinical Dermal Irritation/Sensitization Studies With Propylene Glycol—Predictive

Dose	Participants	Procedure	Results
Irritation			
69.15% in a deodorant	20	24-h SIOPT	PII—0.25; significantly less irritating than the reference control ⁴⁰
68.06 in a deodorant	20	SIOPT	PII—0.13 ⁴¹
PG	12	occlusive chambers for 3 or 24 h; LDV	irritation index—1.1 (3 h); 1.2 (24 h)—slight erythema ⁴²
0.16 mol/L oleic acid/PG	12	occlusive chambers for 3 or 24 h; LDV	irritation index—2.1 (3 h); 3.9 (24 h)—clearly visible erythema ⁴²
35% in a deodorant	26 M	30-day use study	no potential for eliciting irritation or sensitization ⁴³
65.2% in a deodorant	40 F	30-day use study	no potential for eliciting irritation or sensitization ⁴⁴
73% in a deodorant	24 M	30-day use study	no potential for eliciting irritation or sensitization ⁴⁵
65.8% in a deodorant	26 M	4-week use study	no potential for eliciting irritation or sensitization ⁴⁶
Sensitization			
69.15%	18 M; 7F	maximization test	no sensitization reactions ⁴⁷
73% in a deodorant	30 M; 71F	RIPT	scores of + to 2 observed throughout the study; 4 participants discontinued during induction due to a repeat moderate reaction ⁴⁸
86% in a deodorant	99	RIPT	one + score observed throughout the study; no sensitization ⁴⁹

when the oleic acid/PG site was tape stripped 5 times, removing 50% of the thickness of the stratum corneum, 2 hours after removal of the application chambers. The results indicated oleic acid accumulates in a deeper layer after the tape stripping.

Dermal Irritation/Sensitization

Propylene glycol. Intradermal injection of 0.02 mL undiluted PG produced a wheal-and-flare reaction within minutes, while the same volume applied epidermally did not produce any reaction.³⁹ These authors reported that, occasionally, subjective or sensory irritation sometimes occurred in volunteers after application of various concentrations of PG. Some researchers have proposed classifying skin reactions to PG into 4 groups: (1) irritant contact dermatitis; (2) allergic contact dermatitis; (3) nonimmunologic contact urticaria; and (4) subjective or sensory irritation.

Predictive Testing—Irritation

The results of the clinical dermal predictive irritation and sensitization studies on PG described in this section are summarized in Table 6.

Propylene glycol. A 24-hour single insult occlusive patch test (SIOPT) was performed on an undiluted deodorant formulation containing 69.15% PG using 20 participants (gender not specified).⁴⁰ A clear stick deodorant was used as a reference control. The test sites were scored on a scale of 0 to 4. With

the test formulation, 4 participants had a score of \pm (minimal faint uniform or spotty erythema) and 3 participants had a score of 1 (pink-red erythema visibly uniform in the entire contact area.) The primary irritation index (PII) for the deodorant containing 69.15% PG was 0.25. This product was significantly less irritating than the reference control, which had a PII of 0.93 and 17 of 20 participants with scores between \pm and 3.

In another SIOPT, a deodorant formulation containing 68.06% PG was tested undiluted using 20 participants (gender not specified).⁴¹ A deodorant currently in use was used as a reference control. Three participants had a score of \pm and 1 had a score of 1 to the test formulation. The PII for the test formulation was 0.13, which was not significantly different than the PII of 0.15 for the reference control.

The irritation index for PG and 0.16 mol/L oleic acid/PG was determined using 12 participants (number per gender not specified) by applying occlusive chambers containing these 2 test substance to the volar forearm for 3 or 24 hours.⁴² An empty chamber was applied to a third site, and the fourth site was an untreated control. Laser Doppler velocimetry (LDV) was used to measure blood flow upon removal. After 3 and 24 hours, the irritation index for PG was 1.1 (6 participants) and 1.2 (10 participants), respectively, indicating a 1-fold increase in blood flow to the test site. The irritation index for oleic acid/PG was 2.1 (6 participants) and 3.9 (10 participants) after 3 and 24 hours, respectively. Visually, the 24-hour application of PG produced only slight erythema, while the 24-hour application of oleic acid/PG produced clearly visible irritation.

Thirty-day use studies were completed with 26 male, 40 female, and 24 male participants to evaluate the potential for deodorant sticks containing 35%,⁴³ 65.2%,⁴⁴ and 73% PG,⁴⁵ respectively, to induce dermal irritation and/or sensitization. The participants were instructed to apply the product to the underarm once daily for 30 days. None of the participants had any irritation or sensitization reactions, and the researchers concluded that the deodorant sticks containing 35%, 65.2%, or 73% PG did not demonstrate a potential for eliciting dermal irritation or sensitization. In a 4-week use study completed with 26 male participants following the same procedure, a deodorant stick containing 65.8% PG also did not demonstrate a potential for eliciting dermal irritation or sensitization.⁴⁶

Predictive Testing—Sensitization

Propylene glycol. A maximization test was completed with 25 participants, 18 male and 7 female, to determine the sensitization potential of a deodorant containing 69.15% PG.⁴⁷ During the induction phase, an occlusive patch containing 0.1 mL of 0.25% aq sodium lauryl sulfate (SLS) was applied for 24 hours to the outer arm, volar forearm, or the back of each participant. That patch was removed and an occlusive patch containing 0.1 mL of the test substance was applied to the same site for 48 to 72 hours, after which time the patch was removed and the site examined. If there was no irritation, the sequence was repeated with the SLS and test article patches for a total of 5 induction exposures. If irritation occurred at any time, the SLS patch was excluded. After a 10-day nontreatment period, a challenge was performed in which a previously unexposed site opposite the test site was first pretreated with an occlusive patch containing 0.1 mL of 5% aq SLS for 1 hour. Then an occlusive patch containing the test substance was applied for 48 hours, and the site was scored 1 hour and 24 hours after removal. All the scores were 0 for all participants following challenge. No sensitization reactions were seen to a deodorant containing 69.15% PG.

An RIPT was completed with 101 participants, 30 male and 71 female, to determine the sensitization potential of a stick deodorant formulation containing 73% PG.⁴⁸ During the induction phase, semioclusive patches containing 0.2 g of the test material were applied to the upper back of each participant for 24 hours, 3 times per week, for a total of 9 applications. The first patch was scored (scale of 0-4) immediately after removal, while all others were scored prior to application of the next patch 24 to 48 hours later. During the induction phase, a score of 2 (moderate reaction) resulted in moving the patch to an adjacent site, while a second score of 2 or scores of 3 to 4 (marked severe) resulted in discontinuation of dosing. The challenge was performed approximately 2 weeks after the final induction patch using the same procedure but at an adjacent previously untested site. Challenge sites were scored 24 and 72 hours after application. Scores of + (barely perceptible or spotty erythema) to 2, with some dryness, were observed throughout the study. Four participants discontinued dosing during the induction phase because of a second moderate

reaction. While the authors stated that a stick deodorant formulation containing 73% PG “did not indicate a clinically significant potential for dermal irritation or allergic contact sensitization,” the Expert Panel questioned that conclusion since repeated reactions were observed.

Another RIPT was completed with 99 participants to determine the sensitization potential of a stick antiperspirant formulation containing 86% PG.⁴⁹ (Initially, 113 participants were enrolled in the study; withdrawal was not due to adverse effects.) Occlusive patches containing 0.2 g of the test formulation were applied to the infrascapular region of the back 9 times during induction and once during challenge. One “+” reaction was observed during the entire study. There was no evidence of sensitization with an antiperspirant containing 86% PG.

Provocative Testing—Sensitization

Propylene glycol. Thirty-six patients with chronic venous insufficiency (CVI) were patch tested with 5% PG in petrolatum by application to the back for 2 days.⁵⁰ Twelve patients were male; 2, 5, and 5, had first-, second-, and third-degree CVI, respectively. Twenty-four patients were female; 5 and 19 had second- and third-degree CVI, respectively. (Procedural details not provided.) The results were read after 2 and 3 days; doubtful reactions were read after 4 days. The sensitization rate as a percentage of all patients was 8.3%. The sensitization rate of patients with second- and third-degree CVI tested with PG was 10% and 8.3%, respectively. Significant differences were found between males and females; 12.5% of females were sensitized while 0% of males were sensitized.

During the period 2000 to 2004, 308 patients, 111 males and 197 females, with contact dermatitis were patch-tested using the European standard series and some additional chemicals, including PG.⁵¹ Patches were applied to the upper back using Finn chambers that were held in place with Scanpor tape. The patches were removed after 2 days, and the sites were evaluated after 30 minutes and 4 days. Propylene glycol, 5% in petrolatum, did not cause any positive reactions.

Photoallergenicity

Propylene glycol. Over a 2-year period, 30 males and 52 females with photoallergic contact dermatitis were photopatch tested with a standard series of sunscreens as well as some additional chemicals, including PG.⁵² (Dose not given.) The allergens were applied in duplicate on the back and covered with opaque tape. After 24 hours, the tape was removed, the test sites evaluated, and one set of test sites was irradiated with an UVA dose of 5 J/cm² (using a Daavlin UVA cabinet), giving an irradiance of 10.4 mW/cm²; this provided a 320 to 400 nm spectrum. The test sites, which were not covered after irradiation, were evaluated 24 and 72 hours later. While some positive reactions were observed to other test agents, PG did not produce a photoallergic or contact allergy response.

Enhancement of Irritation Effects

Propylene glycol. The effect of the addition of PG to an isopropanol vehicle on the irritant reaction of benzoic acid was determined in a nonocclusive test using 15 participants, 7 males and 8 females.⁵³ Benzoic acid in isopropanol was tested at concentrations of 31, 62, 125, and 250 mmol/L without PG as well as with the addition of 1%, 2%, 5%, 10%, and 25% PG. The vehicles were also tested. Visual appearance, laser Doppler flowmetry, and skin color (using a Minolta chromameter) were measured at 20, 40, and 60 minutes after application. Propylene glycol enhanced the strength of the reactions to 125 and 250 mmol/L benzoic acid but not to 31 or 62 mmol/L benzoic acid. (This was observed using all 3 measurement methods.) Enhancement was observed with the addition of 1% PG, and maximal enhancement was attained with 5%. No reaction to application of the vehicles was observed.

Retrospective Analyses

The North America Contact Dermatitis Group (NACDG) performed a number of retrospective analyses on various dermatological conditions, determining that $\leq 6.0\%$ of patients tested had positive reactions to 30% aq PG. These studies are summarized in Table 7.

Case Reports

A few case reports have been described concerning PG and hand dermatitis or atopic dermatitis. Patch test results generally had a positive reaction to PG in these case studies. Improvement was seen with the avoidance of PG-containing products.^{54,55}

Summary

Both PG and PPGs were reviewed by the CIR Expert Panel in 1994, and it was concluded that these ingredients were safe for use in cosmetic products at concentrations up to 50.0%. This rereview was opened to amend the conclusion (the concentration of use of PG is $>50\%$), consider new data, and to add new ingredients so that all of the PPGs identified in the *International Cosmetic Ingredient Dictionary and Handbook*, that is, PPG-3, PPG-7, PPG-9, PPG-12, PPG-13, PPG-15, PPG-16, PPG-17, PPG-20, PPG-26, PPG-30, PPG-33, PPG-34, PPG-51, PPG-52, and PPG-69, as well as tripropylene glycol, are included.

Propylene glycol is an aliphatic alcohol that is manufactured as a reaction product of propylene oxide and water. Tripropylene glycol is manufactured by sequential addition of propylene oxide to PG and is only of 3 chain length. Polypropylene glycols are manufactured by the addition of propylene oxide to dipropylene glycol and have average chain lengths of their "n" value; for example, PPG-3 would have an average chain length of 3. The USP grade PG (used in cosmetics) manufactured by Dow contains diethylene glycol and ethylene glycol at concentrations that are nondetectable (quantification limit of 0.008%

wt/wt). Two companies reported that the concentration of propylene oxide in PPGs used to make finished products is ≤ 10 ppm propylene oxide.

In 1984, PG was reported to the FDA as being used in 5676 cosmetic formulations at concentrations of 0% to $>50\%$. As of 2009, the use of PG has increased significantly, and PG was reported to FDA as being used in 9747 cosmetic formulations. Concentration of use has also increased, with bath oil/tablet/salt preparations containing up to 99% PG and leave-on formulations, including deodorants, containing up to 73% PG. The PPGs are not as widely used as PG, and the maximum reported concentration is 22%. Tripropylene glycol is used in 8 formulations, 7 of which are deodorants, at up to 22%.

Dermal penetration of PG from a ternary cosolvent solution through hairless mouse skin was 57% over a 24-hour period. Using TED-FTIR spectroscopy, it appeared that PG molecules did not reach the dermis in human skin.

Propylene glycol can act as a penetration enhancer for some chemicals and under some conditions. Often, it works synergistically with other enhancers. The mechanism by which PG enhances penetration has not been definitively identified.

Few toxic effects were seen in dosing with PG or PPGs. In an acute oral toxicity study, 3 of 3 rats dosed with 250 mg/kg and 2 of 3 rat dosed with 1000 mg/kg PPG 425 survived. All mice survived in a repeated-dose oral toxicity study in which mice were given 10% PG in drinking water for 14 days. Repeated-dose inhalation data reported some effects in rats due to PG exposure of 2.2 mg/L air for 6 hours/d, 5 days/week, for 13 weeks, but these effects were inconsistent and without dose-response trends.

Undiluted PG was less than marginally irritating to rabbit eyes. In a dermal irritation study in mice, undiluted PG was minimally irritating.

Oral administration of PG did not have any adverse reproductive or developmental effects when evaluated in mice and rats at doses of ≤ 1600 mg/kg, rabbits at doses of ≤ 1230 mg/kg, or hamsters at doses of ≤ 1550 mg/kg. A study examining induction of cytogenetic aberrations in mice reported an increase in the frequency of premature centrosphere separation with 1300 to 5200 mg/kg PG. In zygotes from PG-dosed mice, hyperploidy was increased.

Tripropylene glycol, $\leq 10\,000$ $\mu\text{g}/\text{plate}$, was not mutagenic in an Ames assay.

Combined exposure to PG and oleic acid synergistically enhanced the dermal penetration of both compounds. Addition of PG to an isopropanol vehicle enhanced the irritant reactions of benzoic acid; maximal enhancement was seen with 5% PG.

The dermal irritation potentials of deodorant formulations containing 68.06% or 69.15% PG were evaluated in an SIOPT and compared to a reference in-use control formulation; the formulations containing PG were no more irritating or even less irritating than the reference control. Use studies of deodorant formulations containing 35% to 73% PG did not report any potential for eliciting irritation or sensitization. Deodorant formulations containing 69.15% or 86% PG did

Table 7. Retrospective Analyses With Propylene Glycol

No. of Patients	Years Studied	% PG	Methods	Findings
Not given	1984-1996	10 aq.	data were collected from NACDG-reported studies; the SPIN for each allergen was calculated as the proportion of the population allergic by the weighted clinician-assessed likelihood of relevance of the reaction	the SPIN rank for PG has changed over time: 23 in 1984-1985; 40 in 1992-1994; 41 in 1994-1996 ⁶⁶
45 138 patients (16 210 males; 28 928 females)	1992-2002	20 aq.	Analysis of a large pool of IVDK patch-test data, examining possible relevance of patient characteristics	<ul style="list-style-type: none"> - 1044 patients (2.3%), 412 males and 632 females, had positive reactions; 895, 129, and 20 patients had 1+, 2+, and 3+ reactions, respectively; of the 895 1+ reactions, 114 were to PG only; - 1041 doubtful, 43 follicular, and 271 irritant reactions were observed; - there were little difference between patients with positive and negative reactions to PG; the greatest difference was the high portion (27.2% vs. 13.1%) of patients with leg dermatitis – this was the only sig. risk factor; - the most common concomitant reactions were with fragrance mix, balsam of Peru, lanolin alcohol, amerchol L-101, and nickel sulfate⁶⁷
23 359 patients	1996-2006	30 aq.	retrospective cross-sectional analysis of NACDG patch-test data to evaluate the patient characteristics, clinical relevance (definite – positive reaction to a PG-containing item; probable – PG was present in the skin contactants; possible – skin contact with PG-containing material was likely), source of exposure, and occupational relationship	<ul style="list-style-type: none"> - 810 patients (3.5%) had reactions to PG; 12.8% of the reactions were definitely relevant, 88.3% were currently relative (definite, probable or possible relevance), 4.2% were occupation related; - 135 patients were positive to only PG; in these patients, the face was the most commonly-affected area (25.9%), a scattered or generalized pattern was next (23.7%); - the most common concomitant reactions were with balsam of Peru, fragrance mix, formaldehyde, nickel sulfate, and bacitracin⁶⁸
1494 patients w/SGD (patient pop. 10 061)	2001-2004	30 aq.	retrospective analysis of cross-sectional NACDG data using only patients with SGD as the sole site affected	89 patients (6.0%) had positive reactions to PG; 94% of the reactions were currently relative, with 30.3, 20.2, and 42.7% being of definite, probable, and possible relevance ⁶⁹
10 061 patients	2001-2004	30 aq.	retrospective analysis of cross-sectional NACDG data to determine reactions to foods	109 patients (1.1%), 37 males and 72 females, had 122 reactions to foods; of those 122 reactions, 5 were to PG ⁷⁰

Abbreviations: IVDK, Information Network of Departments of Dermatology; NACDG, North America Contact Dermatitis Group; SGD, scattered generalized distribution; SPIN, significance-prevalence index number

not induce sensitization reactions; however, questionable results were obtained in an RIPT of a deodorant containing 73% PG.

In a provocative study in which the sensitization potential of PG was evaluated in patients with contact dermatitis, 5% PG in petrolatum did not cause any positive reactions in

a patch test. Retrospective analysis of pools of patient patch test data, mostly NACDG data, indicated that, 6.0% or less of patients tested had positive reactions to 30% aq PG. Additionally, PG (concentration not specified) did not produce a photoallergic response in a provocative photopatch test.

Discussion

The CIR Expert Panel reopened the 1994 safety assessment of PG and PPGs to address the safety of current high-use concentrations of PG as well as to add all the PPGs currently listed in the *International Cosmetic Ingredient Dictionary and Handbook*. This report is intended to also address the safety of similar PPGs that may be used as cosmetic ingredients in the future.

Since tripropylene glycol is similar to PG and the PPGs, its safety can be supported by the existing data and, therefore, the Panel included tripropylene glycol in this safety assessment.

Propylene oxide is used in the manufacture of PPGs but should not appear in cosmetic formulations because of safety concerns. The Panel expects that PPGs contain ≤ 10 ppm propylene oxide, ensuring the safety of formulations in which PPGs are used.

Both PG and PPGs were not considered to be acute or chronic toxicants in oral or dermal studies, were not genotoxic or carcinogenic, and were not reproductive or developmental toxicants, supporting that their use in cosmetics would be safe in regard to these end points.

At the time of the original safety assessment, a concentration limit of 50% PG and PPGs was established based on the results of existing irritation and sensitization studies. The potential for skin irritation was especially of concern under occlusive conditions, and this potential could be concentration dependent. AnRIPT performed using a stick antiperspirant containing 86% PG produced no evidence of sensitization. Additionally, use studies of deodorant sticks containing 35% to 73% PG did not demonstrate a potential for eliciting dermal irritation or sensitization. Therefore, the Panel determined that PG would not present a sensitization risk at the concentrations currently in use.

The Expert Panel did note that PG may act as a penetration enhancer. Some cosmetic ingredients have been regarded as safe based on the fact that they do not penetrate the skin. If PG enhances penetration of such ingredients, then they should not exist together in formulation.

Additionally, PG is used in aerosols. The potential adverse effects of inhaled aerosols depend on the specific chemical species, the concentration and the duration of the exposure, and their site of deposition within the respiratory system. In practice, aerosols should have at least 99% of their particle diameters in the 10 to 110 μm range and the mean particle diameter in a typical aerosol spray has been reported as $\sim 38 \mu\text{m}$. Particles with an aerodynamic diameter of $\leq 10 \mu\text{m}$ are respirable. In the absence of significant inhalation toxicity data, the Panel determined that PG can be used safely in hair sprays because the product particle size is not respirable.

The CIR Expert Panel, as noted earlier, considers that the available data for PPG-3 through PPG-69 would extend to any PPG-n to be used in cosmetics in the future. There are no concerns regarding residual monomers in PPGs. If the "n" in PPG-n is 32, for example, ample evidence suggests that its toxicity would be no different from PPG-30 or PPG-33. If the

"n" is 120, the ingredient would be sufficiently large so that no dermal penetration would be possible.

Conclusion

The CIR Expert Panel concluded that PG, tripropylene glycol, PPG-3, -7, -9, -12, -13, -15, -16, -17, 20, -26, -30, -33, -34, -51, -52, -69, and any PPG ≥ 3 are safe as cosmetic ingredients in the present practices of use and concentration as described in this safety assessment when formulated to be nonirritating. Were ingredients in this group not in current use to be used in the future, the expectation is that they would be used in product categories and at concentrations comparable to others in the group.

Authors' Note

Unpublished sources cited in this report are available from the Director, Cosmetic Ingredient Review, 1101 17th St, Suite 412, Washington, DC 20036, USA.

Declaration of Conflicting Interest

The author(s) declared no potential conflicts of interest with respect to the research, authorship, and/or publication of this article.

Funding

The author(s) disclosed receipt of the following financial support for the research, authorship, and/or publication of this article: The articles in this supplement were sponsored by the Cosmetic Ingredient Review. The Cosmetic Ingredient Review is financially supported by the Personal Care Products Council.

References

1. Elder RE. Final report on the safety assessment of butylene glycol, hexylene glycol, ethoxydiglycol, and dipropylene glycol. *J Am Coll Toxicol*. 1985;4(5):223-248.
2. Andersen FA. Annual review of cosmetic ingredient safety assessments - 2004/2005. *Int J Toxicol*. 2006;25(suppl 2):1-89.
3. Gottschalk TE, Bailey JE. *International Cosmetic Ingredient Dictionary and Handbook*. 13th ed. Washington, DC: Personal Care Products Council; 2010.
4. Hazardous Substances Data Bank (HSDB). Tripropylene glycol - Method of manufacture. <http://toxnet.nlm.nih.gov/cgi-bin/sis/search/f?/.temp/~pfrkn6:1>. Accessed October 7, 2009.
5. Andersen FA. Final report on the safety assessment of propylene glycol and polypropylene glycols. *J Am Coll Toxicol*. 1994;13(6):437-491.
6. Dow Chemical Company. Letter regarding USP standards dated Jan 29, 2010. <http://www.dow.com/propyleneglycol/letter.pdf>. Accessed February 21, 2010.
7. Personal Care Products Council (The Council). Concentration of propylene oxide in polypropylene glycol ingredients. Unpublished data received from the Council. April 2010.
8. Food and Drug Administration (FDA). Frequency of use of cosmetic ingredients. *FDA Database*. Washington, DC: FDA; 2009.
9. Personal Care Products Council (The Council). Concentration of Use - Propylene Glycol, PPG-3, PPG-7, PPG-9, PPG-12, PPG-13,

- PPG-15, PPG-16, PPG-17, PPG-20, PPG-26, PPG-30, PPG-34, PPG-51, PPG-52, PPG-69, Tripropylene Glycol. Originally prepared Sept 15; updated Dec 3. Unpublished data received from the Council. September 2009.
10. James AC, Stahlhofen W, Rudolf G, et al. Deposition of inhaled particles. *Ann ICRP*. 1994;24(1-3):231-232.
 11. Oberdorster G, Oberdorster E, Oberdorster J. Nanotoxicology: an emerging discipline evolving from studies of ultrafine particles. *Environ Health Perspect*. 2005;113(7):823-839.
 12. Bower D. 1999. CIR Expert Panel meeting. Unpublished information on hair spray particle sizes provided at the September 1999.
 13. Johnson MA. The influence of particle size. *Spray Technology and Marketing*. 2004:24-27.
 14. European Commission. CosIng. Cosmetic Ingredients and Substances. <http://ec.europa.eu/enterprise/cosmetics/cosing/index.cfm?fuseaction=search.results>. Accessed 9, 2009.
 15. Ministry of Health, Labour, and Welfare (MHLW). Standards for cosmetics. MHLW Notification No. 331. <http://www.mhlw.go.jp/english/topics/cosmetics/index.html>. Accessed October 19, 2009.
 16. Code of Federal Regulations. Title 21. Food and Drugs. Revised April 1, 2009. <http://www.access.gpo.gov/cgi-bin/cfrassemble.cgi>. Accessed January 11, 2010.
 17. FDA. Propylene Glycol. Monograph prepared by the FDA Center for Food Safety and Applied Nutrition.
 18. Ministry of Health, Labour, and Welfare (MHLW). Notification No. 498. <http://www.mhlw.go.jp/english/topics/foodsafety/positivelist060228/dl/no2.pdf>. Accessed October 19, 2009.
 19. Food and Drug Administration. Inactive Ingredient Search for Approved Drug Products. <http://www.accessdata.fda.gov/scripts/cder/iig/getiigWEB.cfm>. Accessed April 4, 2010.
 20. National Toxicology Program. CAS Registry Number: 57-55-6. Information from ChemIDPlus and HSDB. <http://ntp.niehs.nih.gov/index.cfm?objectid=E880F4C0-BDB5-82F8-FBE707DED5FF5682>. Accessed September 7, 2009.
 21. Lewis RJ Sr. *Hawley's Condensed Chemical Dictionary*. 13th ed. New York, NY: John Wiley & Sons, Inc.; 1997.
 22. National Toxicology Program. CAS Registry Number: 24800-44-0 (tripropylene glycol). <http://ntp.niehs.nih.gov/index.cfm?objectid=E87EDC59-BDB5-82F8-FC884A6860B5F0C6>. Accessed October 7, 2009.
 23. Squillante E, Needham T, Maniar A, Kislalioglu S, Zia H. Codiffusion of propylene glycol and dimethyl isosorbide in hairless mouse skin. *Eur J Pharm Biopharm*. 1998;46(3):265-271.
 24. Nottingher I, Imhof RE. Mid-infrared in vivo depth-profiling of topical chemicals on skin. *Skin Res Technol*. 2004;10(2):113-121.
 25. Ponc M, Haverkort M, Soei YL, Kempenaar J, Bodde H. Use of human keratinocyte and fibroblast cultures for toxicity studies of topically applied compounds. *J Pharm Sci*. 1990;79(4):312-316.
 26. Dow Chemical Co. Initial submission: letter regarding an oral gavage study in rats dated 041993. 1993. Report No. DOCNO-TSCATS/424506.
 27. Mailhes JB, Young D, London SN. 1,2-Propanediol-induced premature centromere separation in mouse oocytes and aneuploidy in one-cell zygotes. *Biol Reprod*. 1997;57(1):92-98.
 28. Morshed KM, Desjeux JF, Nagpaul JP, Majumdar S, Amma MK. The effect of propane-diols on the intestinal uptake of nutrients and brush border membrane enzymes in the rat. *Biochem Med Metab Biol*. 1991;45(2):161-170.
 29. Liesivuori J, Laitinen J, Savolainen H. Rat model for renal effects of 2-alkoxyalcohols and their acetates. *Arch Toxicol*. 1999;73(4-5):229-232.
 30. Environmental Health Research and Testing. Propylene glycol: reproduction and fertility assessment in CD-1 mice when administered in drinking water. (Revised September 1985.). NTIS No. PB86140662. 1985.
 31. Suber RL, Deskin R, Nikiforov I, Fouillet X, Coggins CRE. Subchronic nose-only inhalation study of propylene glycol in Sprague-Dawley rats. *Food Chem Toxicol*. 1989;27(9):573-583.
 32. Shirwaikar A, Gundu, Rao P. Ophthalmic irritation potential of propylene glycol. *Indian J Pharm Sci*. 1995;57(3):109-112.
 33. Phillips CA, Michniak BB. Topical application of Azone analogs to hairless mouse skin: Histopathological study. *Int J Pharm*. 1995;125:63-71.
 34. Food and Drug Research Labs, Inc. Teratologic evaluation of FDA 71-56 (propylene glycol). Final report dated July 31. NTIS Publication No. PB223822. July 31st, 1973.
 35. Minck DR, Acuff-Smith KD, Vorhees CV. Comparison of the behavioral teratogenic potential of phenytoin, mephentyoin, etho-toin, and hydantoin in rats. *Teratology*. 1991;43(4):279-293.
 36. National Toxicology Program. Salmonella study summary. Study A04474. Tripropylene glycol. http://ntp-apps.niehs.nih.gov/ntp_tox/index.cfm?fuseaction=salmonella.salmonellaData&study_no=A04474&cas_no=24800%2D44%2D0&endpointlist=SA. Accessed October 7, 2009.
 37. Schneider IM, Dobner B, Neubert R, Wohrlab W. Evaluation of drug penetration into human skin ex vivo using branched fatty acids and propylene glycol. *Int J Pharm*. 1996;145:187-196.
 38. Tanojo H, Junginger HE, Bodde HE. In vivo human skin permeability enhancement by oleic acid: transepidermal water loss and Fourier-transform infrared spectroscopy studies. *J Controlled Release*. 1997;47:31-39.
 39. Funk JO, Maibach HI. Propylene glycol dermatitis: re-evaluation of an old problem. *Contact Dermatitis*. 1994;31(4):236-241.
 40. Menning M. Human single insult occlusive patch test with a stick deodorant containing 69.15% propylene glycol. Study dated 1997. Unpublished data received from the Council. Submitted September 2009.
 41. Menning M. Human single insult occlusive patch test of a deodorant containing 68.06% propylene glycol. Study dated 1998. Unpublished data received from the Council. Submitted September 2009.
 42. Tanojo H, Boelsma E, Junginger HE, Ponc M, Bodde HE. In vivo human skin permeability enhancement by oleic acid: laser Doppler velocimetry study. *J Controlled Release*. 1999;58:97-104.
 43. Clinical Research Laboratories, Inc. Deodorant use study on a deodorant stick containing 35% propylene glycol. CRL study no. CRL35106. Unpublished data received from the Council. Submitted January 2010.

44. Clinical Research Laboratories, Inc. Deodorant use study on a deodorant stick containing 65.2% propylene glycol. CRL Study No. CRL 123105. Study dated Jan 11, 2006. Unpublished data received from the Council. Submitted January 2010.
45. Clinical Research Laboratories, Inc. Final report: deodorant use study on a deodorant stick containing 73% propylene glycol. CRL study no. CRL112804. 2004. Unpublished data received from the Council. Submitted September 2009.
46. Clinical Research Laboratories, Inc. Four week safety in-use study with a deodorant stick containing 65.8% propylene glycol. CRL study no. CRL107206. Study dated Nov 2, 2006. Unpublished data received from the Council. Submitted January 2010.
47. KGL, Inc. The dermation of the contact-sensitizing potential of one material (a deodorant containing 69.15% propylene glycol) by means of the maximization assay. Study dated 1997. Unpublished data received from the Council. Submitted September 2009.
48. Consumer Product Testing Co. Final report: repeated insult patch test of a deodorant stick containing 73% propylene glycol. Experiment ref. no. C04-1274.02. Study dated 2005. Unpublished data received from the Council. Submitted September 2009.
49. TKL Research. Human repeated insult patch test with an antiperspirant containing 86% propylene glycol. TKL Study No. DS104808-1. Study reissued Jan 27, 2010. Unpublished data received from the Council. Submitted February 2010.
50. Gallenkemper G, Rabe E, Bauer R. Contact sensitization in chronic venous insufficiency: modern wound dressings. *Contact Dermatitis*. 1998;38(5):274-278.
51. Boyvat A, Akyol A, rgey E. Contact sensitivity to preservatives in Turkey. *Contact Dermatitis*. 2005;52(6):329-332.
52. Rodriguez E, Valbuena MC, Rey M, Porras de Quintana L. Causal agents of photoallergic contact dermatitis diagnosed in the national institute of dermatology of Colombia. *Photodermatol Photoimmunol Photomed*. 2006;22(4):189-192.
53. Lahti A, Noponen SL. Propylene glycol in an isopropanol vehicle enhances immediate irritant reactions to benzoic acid. *Contact Dermatitis*. 1998;39(3):150-151.
54. Lu R, Katta R. Iatrogenic contact dermatitis due to propylene glycol. *J Drugs Dermatol*. 2005;4(1):98-101.
55. Lowther A, McCormick T, Nedorost S. Systemic contact dermatitis from propylene glycol. *Dermatitis*. 2008;19(2):105-108.
56. National Institute for Occupational Safety and Health (NIOSH). International Chemical Safety Card - Tripropylene Glycol. <http://www.cdc.gov/niosh/ipcsneng1348.html>. Accessed October 7, 2009.
57. ChemIDPlusLite. Tripropylene glycol. http://chem.sis.nlm.nih.gov/chemidplus/ProxyServlet?objectHandle=Search&actionHandle=getAll3DMViewFiles&nextPage=jsp%2Fcommon%2FChemFull.jsp%3FcalledFrom%3Dlite&chemid=024800440&formatType=_3D. Accessed October 7, 2009.
58. Food Chemicals Codex. 4th ed. Washington, DC: National Academy Press; 1996.
59. Food Chemicals Codex. 3rd ed. National Academy of Sciences; 1981.
60. Sax NI. *Dangerous Properties of Industrial Materials*. New York, NY: Van Nostrand Reinhold; 1979.
61. Niazy EM, Molokhia AM, El-Gorashi AS. Effect of vehicle and drug concentration on transdermal delivery of dihydroergotamine using excised animal skin. *Drug Dev Ind Pharm*. 1990;16: P1697-P1715.
62. Bendas B, Schmalfuss U, Neubert R. Influence of propylene glycol as cosolvent on mechanisms of drug transport from hydrogels. *Int J Pharm*. 1995;116:19-30.
63. Levang AK, Zhao K, Singh J. Effect of ethanol/propylene glycol on the in vitro percutaneous absorption of aspirin, biophysical changes and macroscopic barrier properties of the skin. *Int J Pharm*. 1999;(181):255-263.
64. Arellano A, Santoyo S, Martin C, Ygartua P. Influence of propylene glycol and isopropyl myristate on the in vitro percutaneous penetration of diclofenac sodium from carbopol gels. *Eur J Pharm Sci*. 1999;7(2):129-135.
65. Clinical Research Laboratories, Inc. Final report: Deodorant use study on a deodorant stick containing 73% propylene glycol. CRL study no. CRL112804. 2004. Unpublished data received from the Council. Submitted September 2009.
66. Maouad M, Fleischer AB, Jr, Sherertz EF, Feldman SR. Significance-prevalence index number: a reinterpretation and enhancement of data from the North American contact dermatitis group. *J Am Acad Dermatol*. 1999;41(4):573-576.
67. Lessmann H, Schnuch A, Geier J, Uter W. Skin-sensitizing and irritant properties of propylene glycol. *Contact Dermatitis*. 2005; 53(5):247-259.
68. Warshaw EM, Botto NC, Maibach HI, et al. Positive patch-test reactions to propylene glycol: a retrospective cross-sectional analysis from the North American contact dermatitis group, 1996 to 2006. *Dermatitis*. 2009;20(1):14-20.
69. Zug KA, Rietschel RL, Warshaw EM, et al. The value of patch testing patients with a scattered generalized distribution of dermatitis: retrospective cross-sectional analyses of North American Contact Dermatitis Group data, 2001 to 2004. *J Am Acad Dermatol*. 2008;59(3):426-431.
70. Warshaw EM, Botto NC, Zug KA, et al. Contact dermatitis associated with food: retrospective cross-sectional analysis of North American contact dermatitis group data, 2001-2004. *Dermatitis*. 2008;19(5):252-260.

Erratum

International Journal of Toxicology
31 (Supplement 2) 261S
© The Author(s) 2012
Reprints and permission:
sagepub.com/journalsPermissions.nav
DOI: 10.1177/1091581812464367
<http://ijt.sagepub.com>



Fiume MM, Heldreth B, Bergfeld WF, Belsito DV, Hill RA, Klaassen CD, Liebler D, Marks JG, Shank RC, Slaga TJ, Snyder PW, Anderson FA. Final Report of the Cosmetic Ingredient Review Expert Panel On the Safety Assessment of Dicarboxylic Acids, Salts, and Esters. *Int J. Toxicol.* 2012;31(4S): 5S-76S. (Original doi: 10.1177/1091581812447203)

The second author should have been listed as Bart Heldreth.