

---

# Amended Safety Assessment of Alkyl Ethylhexanoates as Used in Cosmetics

---

Status: Final Amended Report  
Release Date: April 12, 2013  
Panel Meeting Date: March 18-19, 2013

The 2013 Cosmetic Ingredient Review Expert Panel members are: Chairman, Wilma F. Bergfeld, M.D., F.A.C.P.; Donald V. Belsito, M.D.; Ronald A. Hill, Ph.D.; Curtis D. Klaassen, Ph.D.; Daniel C. Liebler, Ph.D.; James G. Marks, Jr., M.D.; Ronald C. Shank, Ph.D.; Thomas J. Slaga, Ph.D.; and Paul W. Snyder, D.V.M., Ph.D. The CIR Director is F. Alan Andersen, Ph.D. This report was prepared by Monice M. Fiume, Senior Scientific Analyst/Writer, and Bart Heldreth, Ph.D., Chemist.

## **Cosmetic Ingredient Review**

1101 17th Street, NW, Suite 412 ♦ Washington, DC 20036-4702 ♦ ph 202.331.0651 ♦ fax 202.331.0088 ♦  
cirinfo@cir-safety.org

## **ABSTRACT**

*The CIR Expert Panel assessed the safety of 16 alkyl ethylhexanoates for use in cosmetics, concluding that these ingredients are safe in cosmetic formulations in the present practices of use and concentration when formulated to be non-irritating. The alkyl ethylhexanoates primarily function as skin conditioning agents in cosmetics. The highest concentration of use reported for any of the alkyl ethylhexanoates is 77.3% cetyl ethylhexanoate in rinse-off formulations used near the eye, and the highest leave-on use reported is 52% cetyl ethylhexanoate in lipstick formulations. The Panel reviewed available animal and clinical data in making its determination of safety, and when data gaps occurred, similarity in structure, properties, functions and uses of these ingredients and information from previous CIR assessments on constituent alcohols allowed for extrapolation of the available toxicological data to assess the safety of the entire group.*

## **INTRODUCTION**

Cetearyl ethylhexanoate was reviewed previously by the Cosmetic Ingredient Review (CIR) Expert Panel; in 1982, the Panel concluded that cetearyl ethylhexanoate (then named cetearyl octanoate) is safe as used in cosmetics.<sup>1</sup> As reported in 2006, the Expert Panel reaffirmed the conclusion of safe as used.<sup>2</sup> A summary of the data included in these previous reviews is provided in Table 1.

The Expert Panel determined that the data supporting the safety of cetearyl ethylhexanoate can be extrapolated to support the safety of the 15 additional ethylhexanoates that are used in cosmetics. Therefore, the following 16 ingredients are included in this assessment.

C12-13 Alkyl Ethylhexanoate	Isocetyl Ethylhexanoate
C12-15 Alkyl Ethylhexanoate	Isodecyl Ethylhexanoate
C14-18 Alkyl Ethylhexanoate	Isostearyl Ethylhexanoate
Cetearyl Ethylhexanoate	Lauryl Ethylhexanoate
Cetyl Ethylhexanoate	Myristyl Ethylhexanoate
Decyltetradecyl Ethylhexanoate	Octyldodecyl Ethylhexanoate
Ethylhexyl Ethylhexanoate	Stearyl Ethylhexanoate
Hexyldecyl Ethylhexanoate	Tridecyl Ethylhexanoate

The safety of the individual constituents of these esters is relevant to the safety of the ingredient as a whole. The constituent acid that is common to all the alkyl ethylhexanoates, 2-ethylhexanoic acid, a likely metabolite of the alkyl ethylhexanoates, is not itself a cosmetic ingredient. However, because it is a likely metabolite, the summary document from the first re-review of cetearyl ethylhexanoate discussed the reproductive and developmental toxicity of this compound.<sup>2</sup> This information is recapitulated in this re-review document because it is applicable to all the alkyl ethylhexanoates.

Six of the constituent alcohols are cosmetic ingredients that have been found safe by the CIR.<sup>2-5</sup> Table 2 provides a listing of the previously-reviewed constituent alcohols, i.e., cetearyl, cetyl, isostearyl, myristyl, and stearyl alcohol and octyldodecanol. The maximum reported concentration of use of each alcohol at the time of its review is provided in Table 2 so as to reflect contextual constraints. Provided in Table 3 is summary information on ethylhexyl and isodecyl alcohols. These alcohols are not cosmetic ingredients; however, some data on these alcohols were presented in a previous CIR review and are included here because of the relevance to the safety of the alkyl ethylhexanoates.<sup>6</sup>

## **CHEMISTRY**

### **Definition and Structure**

The structure of each ingredient is depicted in Figure 1. The ingredients included in this assessment are defined in Table 4

The alkyl ethylhexanoates are branched alkyl esters that are the result of the esterification of an alkyl alcohol with 2-ethylhexanoic acid (or 2-ethylhexanoic acid chloride). The core relationship between these ingredients is a carboxyl ester functional group flanked on the ester side by an ethylhexyl group, and an alkyl chain on the alcohol side. (Figure 2).

### **Methods of Manufacture**

Most of these alkyl ethylhexanoates are produced synthetically via classical Fischer type esterification methods (i.e., reaction of a carboxylic acid with an alcohol to produce a carboxylic ester; (Figure 3)), although the reaction may be promoted by acid or base catalysis, or by the use of an acid chloride.

For example, cetearyl ethylhexanoate is commercially prepared by catalytic esterification with removal by azeotropic distillation.<sup>1</sup> Cetearyl ethylhexanoate can also be prepared by blending cetyl octanoate and stearyl octanoate in a weight ratio of 7:2. Ethylhexyl ethylhexanoate is prepared by the direct esterification reaction of 2-ethylhexanoic acid and 2-ethylhexanol in *n*-hexane (solvent) and with Novozym 435 (a commercial immobilized lipase from *Candida antarctica*) acting as the catalyst.<sup>7</sup>

## Physical and Chemical Properties

Physical and chemical properties data are provided in Table 5.<sup>1,8-10</sup>

### Reactivity

The alkyl ethylhexanoates can be expected to undergo chemical or enzymatic hydrolysis to 2-ethylhexanoic acid and the corresponding alcohols.<sup>1</sup> Transesterification and other typical ester reactions (such as aminations) may also occur.

### USE

#### Cosmetic

The alkyl ethylhexanoates primarily function in cosmetics as skin conditioning agents.<sup>11</sup> Ethylhexyl ethylhexanoate also functions as a fragrance ingredient. (Table 4) The FDA collects information from manufacturers on the use of individual ingredients in cosmetics as a function of cosmetic product category in its Voluntary Cosmetic Registration Program (VCRP). VCRP data obtained from the FDA in 2013<sup>12</sup> and data received in response to a survey of the maximum reported use concentration by category conducted by the Personal Care Products Council (Council)<sup>13</sup> indicate that eight of the alkyl ethylhexanoates named in this safety assessment are currently used in cosmetic formulations.

The current and historical frequency and concentration of use data for cetearyl ethylhexanoate are provided in Table 6; the frequency of use has increased from 229 uses in 2002<sup>2</sup> to 404 uses in 2013;<sup>12</sup> the maximum concentration of use has not changed and remains at 35% (in dermal leave-on formulations).<sup>2,13</sup> Frequency and concentration of use data for the other seven in-use ethylhexanoates are provided in Table 7. With the exception of 275 uses for cetyl ethylhexanoate, these ingredients each are used in less than 50 formulations.<sup>12</sup> The highest concentration of use reported for any of the alkyl ethylhexanoates is 77.3% cetyl ethylhexanoate in rinse-off formulations used near the eye, and the highest leave-on use reported is 52% cetyl ethylhexanoate in lipstick formulations.<sup>13</sup> Table 8 lists the eight alkyl ethylhexanoates that are not reported to be used by the FDA or the Council.

Some alkyl ethylhexanoates are used in formulations that are reported to be applied to the eye area or mucous membranes, or in products that could possibly be ingested. Additionally, some of the alkyl esters are used in cosmetic sprays or powders and could incidentally be inhaled. The highest concentration of known spray use is 5% cetearyl ethylhexanoate in a pump spray formulation. Other uses may or may not be sprays, such as 8% cetyl ethylhexanoate in fragrance preparations and 10% stearyl ethylhexanoate in suntan preparations. In practice, 95% to 99% of the droplets/particles released from cosmetic sprays have aerodynamic equivalent diameters >10 µm, with propellant sprays yielding a greater fraction of droplets/particles <10 µm compared with pump sprays.<sup>14,15</sup> Therefore, most droplets/particles incidentally inhaled from cosmetic sprays would be deposited in the nasopharyngeal and thoracic regions of the respiratory tract and would not be respirable (i.e., they would not enter the lungs) to any appreciable amount.<sup>16,17</sup> There is some evidence indicating that deodorant spray products can release substantially larger fractions of particulates having aerodynamic equivalent diameters in the range considered to be respirable.<sup>16</sup> However, the information is not sufficient to determine whether significantly greater lung exposures result from the use of deodorant sprays, compared to other cosmetic sprays.

Ethylhexyl ethylhexanoate is listed in the European Union inventory of cosmetic ingredients,<sup>18</sup> and according to the European Chemical Substances Information System (ESIS), it has a reproductive risk classification of category 3, substances which cause concern, with risk phrase R63, possible risk of harm to the unborn child.<sup>19</sup> Ethylhexyl ethylhexanoate is not restricted by the European Commission, but the Scientific Committee on Consumer Safety (SCCS) is of the opinion that “the use in cosmetic products of substances classified as carcinogenic, mutagenic or toxic for reproduction, of category 1, 2 and 3, under Annex I to Directive 67/548/EEC shall be prohibited. ... A substance classified in category 3 may be used in cosmetics if the substance has been evaluated by the SCCNFP [now called the SCCS] and found acceptable for use in cosmetic products.”<sup>20</sup> All other of the alkyl esters named in this safety assessment are listed in the European Union inventory of cosmetic ingredients.<sup>18</sup>

#### Non-Cosmetic

Ethylhexyl ethylhexanoate is used in pharmaceutical preparations for improving the spreading behavior of the oil.<sup>7</sup>

### TOXICOKINETICS

The alkyl ethylhexanoates are most likely hydrolyzed in the gastrointestinal tract to 2-ethylhexanoic acid and the corresponding alcohols.<sup>1</sup> These products, in turn, would enter their respective metabolic pathways.

#### Penetration Enhancement

The effect of alkyl ethylhexanoates on the penetration of indomethacin through excised hairless rat skin was examined.<sup>10</sup> The permeation of 1% indomethacin from suspensions and from hydrogenated phospholipid gels containing cetyl ethylhexanoate, isocetyl ethylhexanoate, or stearyl ethylhexanoate was determined. The permeation rate of indomethacin from the esters increased with increased solubility of the drug in the ester. The solubility of indomethacin in liquid paraffin is very low, and there was no

permeation of indomethacin from liquid paraffin after 10 h. Permeation rates (and solubility) were higher in gels formed by hydrogen phospholipid than from suspensions. In all cases, a linear relationship existed between the cumulative amounts of indomethacin that permeated from any ester from 4 h to 10 h.

### **ANIMAL TOXICOLOGY**

*Refer to Table 1 for summary information from the original safety assessment on cetearyl ethylhexanoate. No significant dermal, oral, or inhalation toxicity was reported.*

### **REPRODUCTIVE AND DEVELOPMENTAL TOXICITY**

2-Ethylhexanoic acid is a possible metabolite of the alkyl ethylhexanoates; therefore, the reproductive and developmental toxicity of 2-ethylhexanoic acid may be relevant to the safety of alkyl ethylhexanoates. Accordingly, the data on the reproductive and developmental toxicity on 2-ethylhexanoic acid, and the mechanism of action for both, which were included in the original review of cetearyl ethylhexanoate, are reiterated here.<sup>21-36</sup>

2-Ethylhexanoic acid has been shown to be a liver and a developmental toxicant when administered orally at high dose levels to rodents. In developmental studies, it has been postulated that 2-ethylhexanoic acid maternal liver toxicity begins a cascade of effects that includes metallothionein (MT) induction, zinc accumulation in the liver due to MT binding, and a resulting zinc deficiency in the developing embryo. In this model, it is the zinc deficiency in the developing embryo that causes developmental toxicity. Support for this mechanism of action comes from several sources. Animal studies have demonstrated that dietary zinc supplementation reduces the toxic effect and that further zinc deficiency makes 2-ethylhexanoic acid more toxic. In vitro studies using embryo cultures have demonstrated that either zinc deficiency or 2-ethylhexanoic acid-treated sera produced developmental toxicity. Zinc supplementation of either/both sera eliminated the effect.

To further examine this question, di-2-ethylhexyl terephthalate (DEHT), which yields 2-ethylhexanoic acid through metabolism, was chosen as a model that would result in 2-ethylhexanoic acid exposures without liver toxicity and MT induction. DEHT is metabolized in the gut and liver to 2-ethylhexanol and terephthalate. Two moles of 2-ethylhexanol are produced per mole of DEHT. Subsequent hydrolysis of 2-ethylhexanol produces 2-ethylhexanoic acid. It can be hypothesized that this pathway to 2-ethylhexanoic acid production from a precursor would not give rise to acute liver toxicity, MT induction, zinc sequestration, and developmental toxicity.

In a reproductive and developmental toxicity study, 0, 0.3, 0.6, and 1% DEHT was provided in the feed of rats. The doses were calculated to be 614 to 823 mg/kg/day for males and 783 to 1021 mg/kg/day for females. Reproductive toxicity and developmental toxicity were not seen at any dose level. These findings suggest that the process of metabolic conversion of DEHT to 2-ethylhexanol, and subsequent hydrolysis to 2-ethylhexanoic acid, results in a time course of 2-ethylhexanoic acid appearance that allows clearance before sufficient levels can arise to produce acute liver toxicity.

While the above study was undertaken to understand 2-ethylhexanoic acid developmental toxicity, the Panel considered that it is relevant to the assessment of alkyl ethylhexanoates. Like DEHT, alkyl ethylhexanoates must undergo conversion to produce 2-ethylhexanoic acid. In addition, alkyl ethylhexanoates, as used in cosmetics, would have to pass through the stratum corneum and the epidermis before entering the bloodstream, further moderating the time course of 2-ethylhexanoic acid appearance in the liver.

### **GENOTOXICITY**

Published genotoxicity data were not found.

### **CARCINOGENICITY**

Published carcinogenicity data were not found.

### **IRRITATION AND SENSITIZATION**

#### **Dermal Irritation and Sensitization**

*Refer to Table 1 for summaries of irritation data and for sensitization data from the original safety assessment on cetearyl ethylhexanoate. Generally, formulations containing cetearyl ethylhexanoate did not produce significant irritation and were not sensitizers*

#### **Non-Human**

The dermal irritation of cetyl ethylhexanoate was determined using rabbits, guinea pigs, rats, and miniature swine.<sup>37</sup> In rabbits, 0.1 g of undiluted cetyl ethylhexanoate was applied directly to a shaved 3 cm x 3 cm area on the back of six albino angora rabbits. n-Hexadecane was used as the control. A collar was used to prevent ingestion of the test substance. The test sites were scored for irritation 24 h after application. After scoring, the test site was clipped, the test article was applied 30 min later, and the area was scored 48 h after application. Following this reading, all the hair on the dorsal surface was clipped and the animals were injected with Evans blue in physiological saline and killed 1 h after injection. The total skin reaction score was assessed by evaluating

erythema in live animals and the dilating rate, edema, and bluing rate in skin removed at the end of the study. The relative irritancy score for cetyl ethylhexanoate was 3/3, severely irritating to rabbit skin.

A similar protocol and scoring was followed using groups of six male Hartley guinea pigs and six male Wistar rats, with the exception that the control was an untreated site. Again, the dose tested was 0.1 g cetyl ethylhexanoate applied to a 3 cm x 3 cm area of shaved skin. The relative irritancy score for cetyl ethylhexanoate was 2/3, moderately irritating, in the guinea pig and 1/3, mildly irritating, in the rat.

Using miniature swine, 0.05 g cetyl ethylhexanoate was applied to the clipped skin of 6 animals for 48 h using a 15 mm occlusive patch. The test site was then scored as described above. The relative irritancy score for cetyl ethylhexanoate was 0/3 (non-irritating) in miniature swine.

### **Human**

The dermal irritation of cetyl ethylhexanoate was evaluated by applying 0.05 g of undiluted test article on a 15 mm patch to 50 male subjects.<sup>37</sup> The patches were removed after 48 h, and the test sites scored 30 min later. Undiluted cetyl ethylhexanoate was mildly irritating (defined as producing 10-40% positive reactions) to humans skin. (Additional details were not provided.)

Cetearyl ethylhexanoate was not a sensitizer in a human repeated insult patch test completed in 103 subjects in which it was used as a solvent and tested as a control.<sup>38</sup> No reactions were observed during induction or challenge. (Additional details were not provided).

### **Phototoxicity**

*Refer to Table 1 for summary information from the original safety assessment on cetearyl ethylhexanoate. Cetearyl ethylhexanoate was not phototoxic.*

### **Ocular Irritation**

*Refer to Table 1 for summary information from the original safety assessment on cetearyl ethylhexanoate. Cetearyl ethylhexanoate was not an ocular irritant in rabbits.*

### **SUMMARY**

Cetearyl ethylhexanoate was reviewed previously by the Cosmetic Ingredient Review (CIR) Expert Panel, and in 1982 the Panel concluded that cetearyl ethylhexanoate (then named cetearyl octanoate) is safe as used in cosmetics. The conclusion was reaffirmed, as reported in 2006. The data in the existing safety assessments on cetearyl ethylhexanoate were deemed applicable to an additional 15 alkyl ethylhexanoates that are cosmetic ingredients; therefore, the Panel developed a safety assessment of the alkyl ethylhexanoate group. The alkyl ethylhexanoates are branched alkyl chains that consist of an alcohol and 2-ethylhexanoic acid, and they function in cosmetics primarily as skin conditioning agents.

VCRP data indicate that eight of the 16 alkyl ethylhexanoates are currently in use in cosmetic formulations. Cetearyl ethylhexanoate has the most reported uses, 404, followed by cetyl ethylhexanoate, 275. The remaining ingredients are used in less than 50 formulations. Cetyl ethylhexanoate has the highest reported use concentration, 77.3% in rinse-off formulations used near the eye; it also has the highest leave-on use concentration, 52% in lipstick formulations.

Alkyl ethylhexanoates tended to increase the permeation rate of indomethacin. The increase occurred due to increased solubility.

Undiluted cetyl ethylhexanoate was severely irritating to rabbit skin, moderately irritating to guinea pig skin, mildly irritating to rat skin, and non-irritating to the skin of miniature swine. A 48-h patch with undiluted cetyl ethylhexanoate produced mild irritation in dermal irritation study in 50 subjects.

### **DISCUSSION**

In 1982, the CIR Expert Panel concluded that cetearyl ethylhexanoate was safe as reported to be used in cosmetics; this conclusion was reaffirmed in 2006. Because of perceived structural similarity, cetearyl ethylhexanoate was included in a re-review document on the alkyl esters family of ingredients. The Panel, however, determined that its inclusion in that report was not appropriate because 2-ethylhexanoic acid, a suspected liver and developmental toxicant in animal studies at high dose levels, is a possible metabolite of cetearyl ethylhexanoate. The Panel did determine, however, that the data included in the safety assessments of cetearyl ethylhexanoate can be extrapolated to support the safety of the 15 additional ethylhexanoates that are used in cosmetics, thereby creating the alkyl ethylhexanoate family for review.

Regarding the liver and developmental toxicant effects of 2-ethylhexanoic acid in animal studies at high dose levels, the mechanism is attributed to a cascade of effects that includes metallothionein (MT) induction, zinc accumulation in the liver due to MT binding, and a resulting zinc deficiency in the developing embryo. The Panel found that results of testing with di-2-ethylhexyl phthalate (DEHT, a 2-ethylhexanoic acid precursor used as a model for exposure without liver toxicity, etc.) suggested that the process of metabolic conversion results in a time course that allows clearance of 2-ethylhexanoic acid at rates such that levels

cannot attain toxicological significance. The Panel concluded that, for alkyl ethylhexanoate compounds that are absorbed through the skin, any metabolism would not generate hexanoic acid at sufficient levels to trigger the MT-induction-dependent effects observed in animal studies.

Although there are existing data gaps, the relatedness of molecular structures, physicochemical properties, functions, and/or concentrations in cosmetics allowed grouping these ingredients together and interpolating/extrapolating the available toxicological data to support the safety of the entire group. The similar structure-property relationships and cosmetic product usage suggest that the available data from the previous review of cetearyl ethylhexanoate, as well as from safety assessments on some of the constituent alcohols, can be extrapolated to support the safety of the alkyl ethylhexanoates. For example, the consensus of the Panel was that because dermal penetration of long-chain alcohols is likely to be low, it could be inferred that the dermal penetration for alkyl esters was likely to be even lower. The Panel also noted specifically that two of the data gaps were genotoxicity and carcinogenicity data. The Panel relied on the previous CIR safety assessments on the constituent alcohols to alleviate concerns over the lack of these data.

The Panel recognized that some of the alkyl ethylhexanoates can enhance the penetration of other ingredients through the skin. The Panel cautioned that care should be taken in formulating cosmetic products that may contain these ingredients in combination with any ingredients whose safety was based on their lack of dermal absorption data, or when dermal absorption was a concern.

The Panel was also concerned that the potential exists for dermal irritation with the use of products formulated using some of the alkyl ethylhexanoates. They specified that products must be formulated to be non-irritating.

Finally, the Panel discussed the issue of incidental inhalation exposure to alkyl ethylhexanoates from powders and products that may be aerosolized. There were no repeated dose inhalation toxicity data available for the alkyl ethylhexanoates. Cetearyl ethylhexanoate is reportedly used at up to 8% in dusting powders that may become airborne and at known concentrations of up to 5% in pump spray formulations; some of the alkyl ethylhexanoates may be used as high as 10% in some products that may or may not be sprays, such as 10% stearyl ethylhexanoate in suntan preparations. Droplets/particles deposited in the nasopharyngeal or bronchial regions of the respiratory tract present no toxicological concerns based on the chemical and biological properties of these ingredients. Coupled with the small actual exposure in the breathing zone and the concentrations at which the ingredients are used, the available information indicates that incidental inhalation would not be a significant route of exposure that might lead to local respiratory or systemic effects. These ingredients are large molecules, and in most cases, are insoluble in water, which supports the view that they are unlikely to be absorbed or cause local effects in the respiratory tract. The Panel considered the data available to characterize the potential for alkyl ethylhexanoates to cause systemic toxicity, irritation, sensitization, or other effects. They noted that cetearyl ethylhexanoate tended not to produce systemic toxicity in single-dose oral, dermal, or inhalation studies or a repeated-dose dermal toxicity study, was not a sensitizer, and was not phototoxic. A detailed discussion and summary of the Panel's approach to evaluating incidental inhalation exposures to ingredients in cosmetic products that may be aerosolized is available at <http://www.cir-safety.org/cir-findings>.

## CONCLUSION

The CIR Expert Panel concluded that the alkyl ethylhexanoates, listed below, are safe in the present practices of use and concentration described in this safety assessment when formulated to be non-irritating.

C12-13 Alkyl Ethylhexanoate  
C12-15 Alkyl Ethylhexanoate  
C14-18 Alkyl Ethylhexanoate\*  
Cetearyl Ethylhexanoate  
Cetyl Ethylhexanoate  
Decyltetradecyl Ethylhexanoate\*  
Ethylhexyl Ethylhexanoate  
Hexyldecyl Ethylhexanoate\*

Isocetyl Ethylhexanoate  
Isodecyl Ethylhexanoate\*  
Isostearyl Ethylhexanoate\*  
Lauryl Ethylhexanoate\*  
Myristyl Ethylhexanoate\*  
Octyldodecyl Ethylhexanoate\*  
Stearyl Ethylhexanoate  
Tridecyl Ethylhexanoate

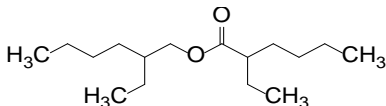
\*Not in current use. Were ingredients in this group not in current use to be used in the future, the expectation is that they would be used in product categories and at concentrations comparable to others in this group.

## FIGURES

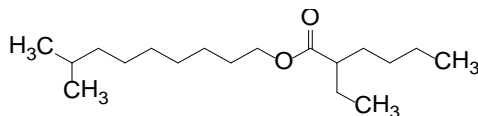
**Figure 1.** Structures ordered by chain length, chemical structure

**Branched, by longest length**

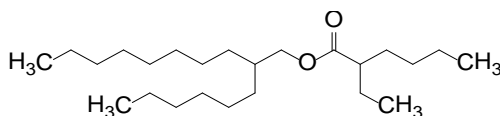
1. Ethylhexyl Ethylhexanoate



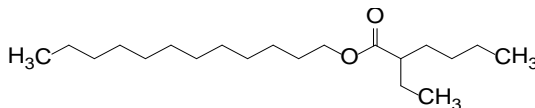
2. Isodecyl Ethylhexanoate (one example of an “iso”)



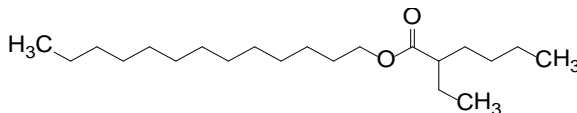
3. Hexyldecyl Ethylhexanoate



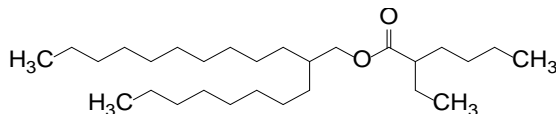
4. Lauryl Ethylhexanoate



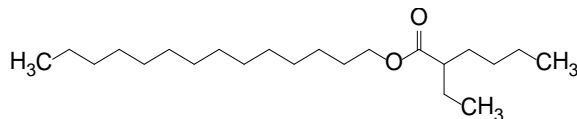
5. Tridecyl Ethylhexanoate



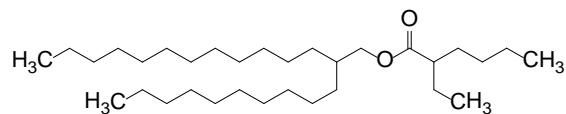
6. Octyldodecyl Ethylhexanoate



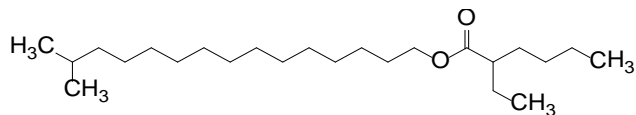
7. Myristyl Ethylhexanoate



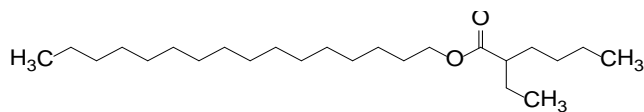
8. Decyltetradecyl Ethylhexanoate



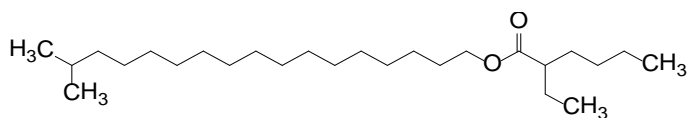
9. Isocetyl Ethylhexanoate (one example of an "iso")



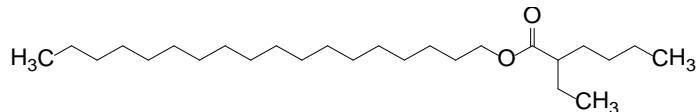
10. Cetyl Ethylhexanoate



11. Isostearyl Ethylhexanoate (one example of an "iso")

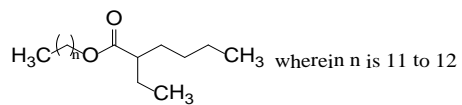


12. Stearyl Ethylhexanoate

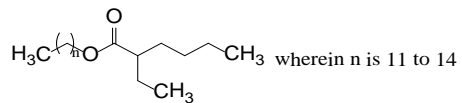


**Mixtures (alphabetical)**

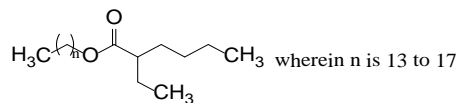
13. C12-13 Alkyl Ethylhexanoate



14. C12-15 Alkyl Ethylhexanoate

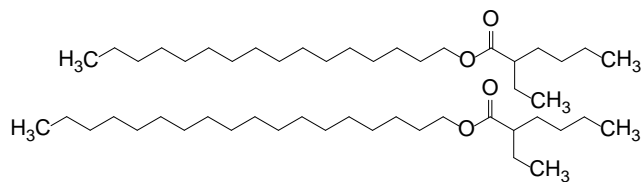


15. C14-18 Alkyl Ethylhexanoate

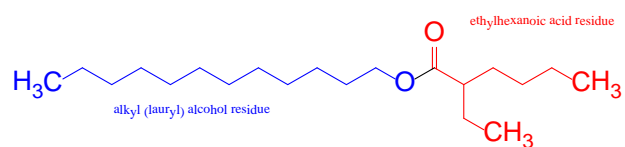




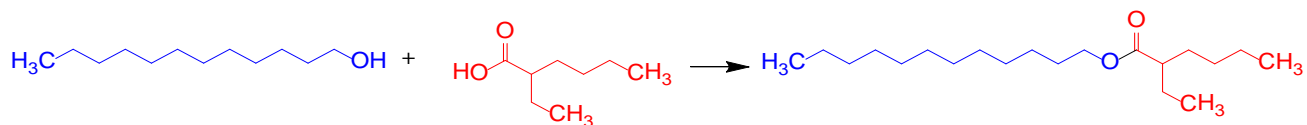
16. Cetearyl Ethylhexanoate



**Figure 2.** Lauryl ethylhexanoate



**Figure 3.** Synthesis of lauryl ethylhexanoate from lauryl alcohol and ethylhexanoic acid



## TABLES

**Table 1. Summaries of previous reviews of cetearyl ethylhexanoate**

Conclusion (Year)	Summary data	Reference
safe as used (1982, reaffirmed 2006)	<ul style="list-style-type: none"> <li>- <u>Toxicokinetics</u>: although no specific toxicokinetics data were available, comparison to similar long chain fatty acid esters suggests that it would be hydrolyzed in the gastrointestinal tract to 2-ethylhexanoic acid and the corresponding alcohols; these products, in turn, would enter their respective metabolic pathways</li> <li>- <u>Dermal Toxicity</u>: the acute dermal LD<sub>50</sub> was &gt;9.4 ml/kg in rabbits (only 2 rabbits in each group); formulations containing 25-30% produced no acute dermal toxicity; not toxic in rabbits when applied undiluted dermal for up to 90 days but mild irritation was reported</li> <li>- <u>Oral Toxicity</u>: acute oral LD<sub>50</sub> was &gt;8.0 ml/kg in rats; formulations containing 2.5% produced no acute oral toxicity</li> <li>- <u>Inhalation Toxicity</u>: no inhalation toxicity in rats exposed for 1 h to a formulation containing 1.9-2.2%</li> <li>- <u>Reproductive and Developmental Toxicity</u>: 2-ethylhexanoic acid, a possible metabolite, had been shown to be a liver and developmental toxicant in animal studies at high doses; in developmental toxicity studies, it was postulated that the maternal liver toxicity began a cascade of effects that included metallothionein (MT) induction, zinc accumulation in the liver due to MT binding, and a resulting zinc deficiency in the developing embryo; the zinc deficiency causes the developmental toxicity; a reproductive/developmental toxicity study was also performed with up to 1% dietary di-2-ethylhexyl terephthalate (DEHT; a 2-ethylhexanoic acid precursor); no reproductive or developmental effects were observed, suggesting that the process of metabolic conversion of DEHT to 2-ethylhexanol and subsequent hydrolysis to 2-ethylhexanoic acid results in a time course of 2-ethylhexanoic acid appearance such that allows clearance before sufficient levels can arise to produce acute liver toxicity</li> <li>- <u>Dermal Irritation, Sensitization, and Phototoxicity – Non-Human</u>: was not a dermal irritant in rabbits when tested undiluted and in formulation (2.5%); not a sensitizer in guinea pigs as a 0.1% solution or in a formulation containing 3.2%; a formulation containing 2.5% was not phototoxic in guinea pigs</li> <li>- <u>Dermal Irritation, Sensitization, and Phototoxicity – Human</u>: in human testing, 4/100 patients had a slight to moderate reaction in a provocative SIOPT test with undiluted test article; a formulation containing 0.40% was essentially non-irritating in a 21-day cumulative irritation study in 13 subjects; formulations containing 0.2-30% were not sensitizers in RITs with 644 subjects and a formulation containing 0.40% was not a sensitizer in a maximization study in 25 subjects; although some reactions were observed, a formulation containing 2.5% was not considered a photoallergen in a study in 27 subjects; a formulation containing 2.5% was not phototoxic in 10 subjects</li> <li>- <u>Ocular Irritation</u>: was not an ocular irritant in rabbits when tested undiluted and in formulation (2.5-30%)</li> <li>- <u>Mucous Membrane Toxicity</u>: a formulation containing 25-30% did not produce irritation in mucous membranes</li> <li>- <u>Discussion item</u>: 2-ethylhexanoic acid, a possible metabolite, was shown to be a liver and developmental toxicant in animal studies at high dose levels, and it was postulated that the maternal liver toxicity began a cascade of effects that included MT induction, zinc accumulation in the liver due to MT binding, and a resulting zinc deficiency in the developing embryo; the Panel found that results of testing with DEHT and the fact that cetearyl ethylhexanoate would have to pass through the stratum corneum before entering the blood stream precluded the risk of developmental toxicity</li> </ul>	1,2

**Table 2. Previously-reviewed constituent alcohols**

Constituent Alcohol	Conclusion (year issued; maximum use concentration reported)	Reference
Cetearyl Alcohol	safe as used (1988; reaffirmed 2008; 25% in leave-ons; 25% in rinse-off)	3,5
Cetyl Alcohol	safe as used (1988; reaffirmed 2008; 50% in leave-ons; 25% in rinse-offs)	3,5
Isostearyl Alcohol	safe as used (1988; reaffirmed 2008; 50% in leave-ons; 5% in rinse-offs)	3,5
Myristyl Alcohol	safe as used (1988; reaffirmed 2008; 12% in leave-ons; 7% in rinse-offs)	3,5
Octyldodecanol	safe as used (1985, reaffirmed 2006; 85% in leave-ons; 30% in rinse-offs)	2,4
Stearyl Alcohol	safe as used (1985; reaffirmed 2006; 56% in leave-ons; 25% in rinse-offs)	2,4

**Table 3. Available data on constituent alcohols not reviewed by the CIR**

Constituent Alcohol	Data summary	Reference
Ethylhexyl Alcohol	<p>- <b>Absorption, Distribution, Metabolism, and Excretion:</b> in vitro dermal absorption rates were determined for ethylhexyl alcohol in rats and humans; in rats, the rate was 0.22 mg/cm<sup>2</sup>/h and in the human it was 0.038 mg/cm<sup>2</sup>/h; accordingly, the human rate of ethylhexyl alcohol absorption was 5.78 times slower than the rate in the rat</p> <p>- <b>Dermal Toxicity:</b> in three different acute dermal toxicity studies on rabbits with ethylhexyl alcohol, the LD<sub>50</sub> values reported were 2380, &gt;2600 and &gt; 5000 mg/kg bw; 10 rats were dosed with 2 ml/kg bw/day (1600mg/kg/day) via single application on shaved backs; absolute and relative thymus wts, liver granulomas, brochiectasis in the lung, renal tubular epithelial necroses, edematous heart and testes, and spermatogenesis, all decreased; 10 rats/sex were dosed with 0, 500, or 1000 mg/kg bw/day (5 days occlusive, 2 days untreated, 4 days treated); 500 and 1000 mg treated rats exhibited minimal exfoliation, decreased spleen wt and increased serum triglycerides in females</p> <p>- <b>Ocular Irritation:</b> instillation of 20 µg of ethylhexyl alcohol into the conjunctival sac of rabbits caused moderately severe irritation of the cornea</p> <p>- <b>Dermal Irritation – Non-Human:</b> ethylhexyl alcohol was applied under occlusion to the skin of 3 male rabbits for 4 hours and found to be irritating; in another study with rabbits, 0.5 ml of ethylhexyl alcohol was applied under occlusion on intact skin for 1, 2, 4, and 24 hours; irritation was considered high, and effects seen after 7 days were not reversible</p> <p>- <b>Dermal Irritation and Sensitization Human:</b> tested at a concentration of 4% in petrolatum, ethylhexyl alcohol produced no irritation in a 48 h occlusive-patch test in 29 male volunteers; in a maximization study, ethylhexyl alcohol did not induce any sensitization reactions</p> <p>- <b>Reproductive and Developmental Toxicity:</b> a group of female rats was exposed for 7 h/day to 850 mg/m<sup>3</sup> of ethylhexyl alcohol on gestation days 1-19; dams were sacrificed at day 20; ethylhexyl alcohol reduced maternal feed intake, but did not produce any malformations; the estrogenic activity of 2-ethylhexanoic acid was examined using an E-SCREEN assay using T47D human breast cancer cells; weak estrogenic activity was observed; additional details were not provided.</p> <p>- <b>Genotoxicity:</b> in vitro, ethylhexyl alcohol was negative in a number of Ames assays, a liquid suspension assay, mouse lymphoma assay, and unscheduled DNA synthesis assay; in a <sup>3</sup>H-thymidine assay, there was a dose-dependent inhibition of <sup>3</sup>H-thymidine into replicating DNA, with a dose-dependent increase in the ratio of acid-soluble DNA incorporated into the thymidine; the urine of rats dosed orally with 1000 mg/kg bw ethylhexyl alcohol was not mutagenic; in vivo, ethylhexyl alcohol was not genotoxic in a mouse micronucleus test or a transformation assay</p> <p><b>Carcinogenicity:</b> B6C3F<sub>1</sub> mice (50/sex/group) were administered 0, 50, 200, or 750 mg/kg bw/day via gavage, 5 days/wk for 18 mos; at the 750 mg/kg dose, weak hepatocellular carcinoma increased in females, bw gain decreased and mortality increased; F344 rats (50/sex/group) were administered 0, 50, 150, or 500 mg/kg bw/day via gavage, 5 days/wk for 24 mos; rats dosed ≥150 mg/kg were characterized with bw gain decrease, lethargy and unkemptness; at 500 mg/kg, mortality in females was at 52%</p>	6
Isodecyl Alcohol	<p>- <b>Reproductive and Developmental Toxicity:</b> in an oral gavage developmental toxicity study of a mixture of C9-11, branched alkyl alcohols in rats, a maternal NOAEL of 158 mg/kg bw and a fetal NOAEL of 790 mg/kg bw were reported</p>	6

**Table 4. Definitions and functions**

Ingredient/CAS No.	Definition <sup>11</sup> (italicized text generated by CIR)	Function <sup>11</sup>
C12-13 Alkyl Ethylhexanoate 90411-66-8	the ester of C12-13 Alcohols and 2-ethylhexanoic acid. The mixture of esters obtained from the reaction of a mixture of fatty alcohols, containing 12 to 13 carbons in the alkyl chain, with 2-ethylhexanoic acid.	skin conditioning agent – emollient
C12-15 Alkyl Ethylhexanoate 90411-66-8	the ester of 2-ethylhexanoic acid and C12-15 Alcohols. The mixture of esters obtained from the reaction of a mixture of fatty alcohols, containing 12 to 15 carbons in the alkyl chain, with 2-ethylhexanoic acid.	skin conditioning agent – emollient
C14-18 Alkyl Ethylhexanoate	the ester of C14-18 alcohols and 2-ethylhexanoic acid. The mixture of esters obtained from the reaction of a mixture of fatty alcohols, containing 14 to 18 carbons in the alkyl chain, with 2-ethylhexanoic acid.	skin conditioning agent – emollient
Cetearyl Ethylhexanoate	the ester of cetearyl alcohol and 2-ethylhexanoic acid. The mixture of esters obtained from the reaction of a mixture of fatty alcohols, containing 16 to 18 carbons in the alkyl chain, with 2-ethylhexanoic acid.	skin conditioning agent – emollient; hair conditioning agent
Cetyl Ethylhexanoate 59130-69-7	the ester of cetyl alcohol and 2-ethylhexanoic acid. The ester obtained from the reaction of cetyl alcohol with 2-ethylhexanoic acid.	skin conditioning agent – emollient
Decyltetradecyl Ethylhexanoate	the organic compound that conforms to the formula. The ester obtained from the reaction of 2-decyltetradecanol with 2-ethylhexanoic acid.	skin conditioning agent – emollient
Ethylhexyl Ethylhexanoate 7425-14-1	the ester of 2-ethylhexanol and 2-ethylhexanoic acid that conforms to the formula. <i>The ester obtained from the reaction of 2-ethylhexanol with 2-ethylhexanoic acid.</i>	skin conditioning agent-emollient; fragrance ingredient
Hexyldecyl Ethylhexanoate	the ester of hexyldecanol and 2-ethylhexanoic acid. The ester obtained from the reaction of 2-hexyldecanol with 2-ethylhexanoic acid.	skin conditioning agent – emollient; skin conditioning agent-occlusive
Isocetyl Ethylhexanoate 125804-19-5	the ester of isocetyl alcohol and 2-ethylhexanoic acid. The mixture of esters obtained from the reaction of branched-chain cetyl alcohols with 2-ethylhexanoic acid.	skin conditioning agent – emollient
Isodecyl Ethylhexanoate 89933-26-6; 34962-91-9	the ester of branched chain decyl alcohols and 2-ethylhexanoic acid. The mixture of esters obtained from the reaction of branched-chain decyl alcohols with 2-ethylhexanoic acid.	skin conditioning agent – emollient
Isostearyl Ethylhexanoate 69247-83-2	the ester of isostearyl alcohol and 2-ethylhexanoic acid. The mixture of esters obtained from the reaction of branched-chain stearyl alcohols with 2-ethylhexanoic acid.	skin conditioning agent – emollient
Lauryl Ethylhexanoate 56078-38-7	the ester of lauryl alcohol and 2-ethylhexanoic acid. The ester obtained from the reaction of lauryl alcohol with 2-ethylhexanoic acid.	skin conditioning agent – emollient
Myristyl Ethylhexanoate 72201-45-7	ester of myristyl alcohol and 2-ethylhexanoic acid that conforms to the formula. The ester obtained from the reaction of myristyl alcohol with 2-ethylhexanoic acid.	skin conditioning agent – emollient

**Table 4. Definitions and functions**

Ingredient/CAS No.	Definition <sup>11</sup> (italicized text generated by CIR)	Function <sup>11</sup>
Octyldodecyl Ethylhexanoate 69275-04-3	the ester of Octyldodecanol and 2-ethylhexanoic acid. The ester obtained from the reaction of 2-octyldodecanol and 2-ethylhexanoic acid.	skin conditioning agent – emollient
Stearyl Ethylhexanoate 59130-70-0	the ester of stearyl alcohol and 2-ethylhexanoic acid. The ester obtained from the reaction of stearyl alcohol with 2-ethylhexanoic acid.	skin conditioning agent-occlusive
Tridecyl Ethylhexanoate	the ester of Tridecyl Alcohol and 2-ethylhexanoic acid. The ester obtained from the reaction of tridecyl alcohol with 2-ethylhexanoic acid.	skin conditioning agent – emollient

**Table 5. Chemical and physical properties**

Property	Description	Reference
<b>Cetearyl Ethylhexanoate</b>		
characteristics	clear, oily liquid	1
specific gravity	-4.0 – 1.0°C	1
refractive index	1.444 – 1.116 (20°C)	1
saponification value	135-160	1
<b>Cetyl Ethylhexanoate</b>		
form	liquid	10
molecular weight	368.64	8,9
boiling point	407.2°C (760 Torr) (calculated)	8
density	0.859 g/cm <sup>3</sup> (20°C; 760 Torr) (calculated)	8
log P	10.819 (25°C) (calculated)	8
<b>Ethylhexyl Ethylhexanoate</b>		
molecular weight	256.42	8
boiling point	288.3°C (760 Torr) (calculated)	8
density	0.863 g/cm <sup>3</sup> (20°C; 760 Torr) (calculated)	8
log P	6.587 (25°C) (calculated)	8
<b>Isocetyl Ethylhexanoate</b>		
form	liquid	10
<b>Isostearyl Ethylhexanoate</b>		
form	liquid	10
<b>Lauryl Ethylhexanoate</b>		
molecular weight	312.53	8
boiling point	354.6°C (760 Torr) (calculated)	8
density	0.862 g/cm <sup>3</sup> (20°C; 760 Torr) (calculated)	8
log P	8.781 (25°C) (calculated)	8
<b>Myristyl Ethylhexanoate</b>		
molecular weight	340.58	8
boiling point	381.5°C (760 Torr) (calculated)	8
density	0.861 g/cm <sup>3</sup> (20°C; 760 Torr) (calculated)	8
log P	9.800 (25°C) (calculated)	8
<b>Octyldodecyl Ethylhexanoate</b>		
molecular weight	424.74	8
boiling point	449.2°C (760 Torr) (calculated)	8
density	0.858 g/cm <sup>3</sup> (20°C; 760 Torr) (calculated)	8
log P	12.701 (25°C) (calculated)	8
<b>Stearyl Ethylhexanoate</b>		
form	liquid	10
molecular weight	396.69	8
boiling point	431.9°C (760 Torr) (calculated)	8
density	0.859 g/cm <sup>3</sup> (20°C; 760 Torr) (calculated)	8
log P	11.838 (25°C) (calculated)	8
log P	14.541 (25°C) (calculated)	8

**Table 6. Current and historical frequency and concentration of use according to duration and type of exposure**

	# of Uses 2013 <sup>12</sup>	# of Uses 2002 <sup>2</sup>	Max Conc of Use (%) 2012 <sup>13</sup>	Max Conc of Use (%) 1976 <sup>1</sup> /2002 <sup>2</sup>
<b>Cetearyl Ethylhexanoate</b>				
<b>Totals*</b>	<b>404</b>	<b>229</b>	<b>0.00009-35</b>	<b>0.07-35</b>
<b>Duration of Use</b>				
Leave-On	382	212	0.00009-35	0.07-35
Rinse-Off	19	17	0.6-2	0.1-13
Diluted for (Bath) Use	3	NR	NR	1-10
<b>Exposure Type</b>				
Eye Area	61	7	0.3-26	0.07-28
Incidental Ingestion	3	4	0.2-5	0.1-8
Incidental Inhalation-Spray	17 <sup>a</sup>	31 <sup>a</sup>	3 0.2 (aerosol) 0.00009-5 (pump spray)	≤5 0.5-9 <sup>a</sup>
Incidental Inhalation-Powder	28	8	1-8	0.1-4
Dermal Contact	375	186	0.3-35	0.1-35
Deodorant (underarm)	2 <sup>b</sup>	NR	0.6 (not spray) 0.6 (aerosol)	3 <sup>b</sup>
Hair - Non-Coloring	25	39	0.00009-2	0.1-5
Hair-Coloring	NR	NR	0.6	NR
Nail	1	NR	NR	10-25
Mucous Membrane	6	NR	0.2-5	1-10
Baby Products	NR	1	NR	NR

\*Because each ingredient may be used in cosmetics with multiple exposure types, the sum of all exposure types may not equal the sum of total uses.

<sup>1</sup>Includes suntan products, in that it is not known whether or not the reported product is a spray.

<sup>2</sup>It is not known whether or not the product is a spray.

NR – no reported use

**Table 7. Frequency and concentration of use according to duration and type of exposure**

	# of Uses <sup>12</sup>	Max Conc of Use (%) <sup>13</sup>	# of Uses <sup>12</sup>	Max Conc of Use (%) <sup>13</sup>	# of Uses <sup>12</sup>	Max Conc of Use (%) <sup>13</sup>
<b>C12-13 Alkyl Ethylhexanoate</b>						
<b>Totals*</b>	<b>6</b>	<b>13-27</b>	<b>47</b>	<b>1-22</b>	<b>275</b>	<b>0.5-77.3</b>
<b>Duration of Use</b>						
Leave-On	6	13-27	47	1-22	192	0.4-52
Rinse-Off	NR	NR	NR	NR	83	0.5-77.3
Diluted for (Bath) Use	NR	NR	NR	NR	NR	20
<b>Exposure Type</b>						
Eye Area	3	13-27	2	2-5	38	4-77.3
Incidental Ingestion	1	17	NR	NR	19	10-52
Incidental Inhalation-Spray	NR	NR	1	NR	8 <sup>a</sup>	3 <sup>a</sup> -8 2 (aerosol) 2 (pump spray)
Incidental Inhalation-Powder	NR	NR	1	12	4	1-8
Dermal Contact	5	13-27	47	1-22	194	1-77.3
Deodorant (underarm)	NR	NR	NR	NR	NR	1 (aerosol)
Hair - Non-Coloring	NR	NR	NR	NR	61	0.5-14
Hair-Coloring	NR	NR	NR	NR	1	1-10
Nail	NR	NR	NR	NR	NR	0.4-19
Mucous Membrane	1	17	NR	NR	21	10-52
Baby Products	NR	NR	NR	NR	NR	NR
<b>Ethylhexyl Ethylhexanoate</b>						
<b>Totals*</b>	<b>20</b>	<b>0.5-8.3</b>	<b>8</b>	<b>NR</b>	<b>8</b>	<b>0.2-10</b>
<b>Duration of Use</b>						
Leave-On	20	1-8.3	8	NR	8	0.2-10
Rinse-Off	NR	0.5	NR	NR	NR	NR
Diluted for (Bath) Use	NR	NR	NR	NR	NR	NR
<b>Exposure Type</b>						
Eye Area	1	1	1	NR	NR	NR
Incidental Ingestion	NR	8.3	1	NR	NR	0.2
Incidental Inhalation-Spray	NR	4 (pump spray)	NR	NR	NR	10 <sup>a</sup>
Incidental Inhalation-Powder	NR	NR	NR	NR	NR	NR
Dermal Contact	20	0.5-5	7	NR	5	7-10
Deodorant (underarm)	NR	NR	NR	NR	NR	NR
Hair - Non-Coloring	NR	NR	NR	NR	2	NR
Hair-Coloring	NR	NR	NR	NR	NR	NR
Nail	NR	NR	NR	NR	NR	0.2
Mucous Membrane	NR	8.3	1	NR	1	0.2
Baby Products	NR	NR	NR	NR	NR	NR
<b>Isocetyl Ethylhexanoate</b>						
<b>Totals*</b>	<b>8</b>	<b>NR</b>	<b>8</b>	<b>NR</b>	<b>8</b>	<b>0.2-10</b>
<b>Duration of Use</b>						
Leave-On	8	NR	8	NR	8	0.2-10
Rinse-Off	NR	NR	NR	NR	NR	NR
Diluted for (Bath) Use	NR	NR	NR	NR	NR	NR
<b>Exposure Type</b>						
Eye Area	1	1	1	NR	NR	NR
Incidental Ingestion	NR	8.3	1	NR	NR	0.2
Incidental Inhalation-Spray	NR	4 (pump spray)	NR	NR	NR	10 <sup>a</sup>
Incidental Inhalation-Powder	NR	NR	NR	NR	NR	NR
Dermal Contact	20	0.5-5	7	NR	5	7-10
Deodorant (underarm)	NR	NR	NR	NR	NR	NR
Hair - Non-Coloring	NR	NR	NR	NR	2	NR
Hair-Coloring	NR	NR	NR	NR	NR	NR
Nail	NR	NR	NR	NR	NR	0.2
Mucous Membrane	NR	8.3	1	NR	1	0.2
Baby Products	NR	NR	NR	NR	NR	NR
<b>Stearyl Ethylhexanoate</b>						
<b>Totals*</b>	<b>8</b>	<b>NR</b>	<b>8</b>	<b>NR</b>	<b>8</b>	<b>0.2-10</b>

**Table 7. Frequency and concentration of use according to duration and type of exposure**

	# of Uses <sup>12</sup>	Max Conc of Use (%) <sup>13</sup>	# of Uses <sup>12</sup>	Max Conc of Use (%) <sup>13</sup>	# of Uses <sup>12</sup>	Max Conc of Use (%) <sup>13</sup>
<b>Tridecyl Ethylhexanoate</b>						
<b>Totals</b>	<b>4</b>	<b>NR</b>				
<b>Duration of Use</b>						
Leave-On	4	NR				
Rinse Off	NR	NR				
Diluted for (Bath) Use	NR	NR				
<b>Exposure Type</b>						
Eye Area	NR	NR				
Incidental Ingestion	NR	NR				
Incidental Inhalation-Spray	1	NR				
Incidental Inhalation-Powder	1	NR				
Dermal Contact	4	NR				
Deodorant (underarm)	NR	NR				
Hair - Non-Coloring	NR	NR				
Hair-Coloring	NR	NR				
Nail	NR	NR				
Mucous Membrane	NR	NR				
Baby Products	NR	NR				

\*Because each ingredient may be used in cosmetics with multiple exposure types, the sum of all exposure types may not equal the sum of total uses.

<sup>a</sup>Includes suntan products, in that it is not known whether or not the reported product is a spray.

<sup>b</sup>It is not known whether or not the product is a spray.

NR – no reported uses

**Table 8. Ingredients not reported to be used**

C14-18 Alkyl Ethylhexanoate  
 Decyltetradecyl Ethylhexanoate  
 Hexyldecyl Ethylhexanoate  
 Iodecyl Ethylhexanoate  
 Isostearyl Ethylhexanoate  
 Lauryl Ethylhexanoate  
 Myristyl Ethylhexanoate  
 Octyldodecyl Ethylhexanoate

## REFERENCES

1. Elder RL (ed). Final report on the safety assessment of cetearyl octanoate. *J Am Coll Toxicol*. 1982;1:(4):81-90.
2. Andersen FA (ed). Annual review of cosmetic ingredient safety assessments - 2004/2005. *Int J Toxicol*. 2006;25:(Suppl 2):1-89.
3. Andersen FA (ed). Annual review of cosmetic ingredient safety assessments: 2005/2006. *Int J Toxicol*. 2008;27:(Suppl 1):77-142.
4. Elder RL (ed). Final report on the safety assessment of stearyl alcohol, oleyl alcohol, and octyl dodecanol. *J Am Coll Toxicol*. 1985;4:(5):1-29.
5. Elder RL (ed). Final report on the safety assessment of cetearyl alcohol, cetyl alcohol, isostearyl alcohol, myristyl alcohol, and behenyl alcohol. *J Am Coll Toxicol*. 1988;7:(3):359-413.
6. Fiume MM, Heldreth BA, Bergfeld WF, Belsito DV, Hill RA, Klaassen CD, Liebler DC, Marks JG, Shank RC, Slaga TJ, Snyder PW, and Andersen FA. Final report of the Cosmetic Ingredient Review Expert Panel on the safety assessment of dicarboxylic acids, salts, and esters. *Int J Toxicol*. 2012;31:(Suppl 1):5S-76S.
7. Daneshfar A, Ghaziaskar HS, Shiri L, Manafi MH, Nikorazm M, and Abassi S. Synthesis of 2-ethylhexyl-2-ethylhexanoate catalyzed by immobilized lipase in n-hexane: A kinetic study. *Biochemical Engineering Journal*. 2007;37:(3):279-284.
8. ACD/Labs. Advanced Chemistry Development (ACD/Labs) Software. 1994. (11.02):As cited in Chemical Abstracts Services Registry. Date Accessed 2012
9. Environmental Protection Agency. ACToR database. <http://actor.epa.gov/actor>. 1-4-2012. Date Accessed 1-4-2012.
10. Fujii M, Shiozawa K, Henmi T, Yamanouchi S, Suzuki H, Yamashita N, and Matsumoto M. Skin permeation of indomethacin from gel formed by fatty-acid ester and phospholipid. *International Journal of Pharmaceutics*. 1996;137:(1):117-124.
11. Gottschalck TE and Breslawec HP. International Cosmetic Ingredient Dictionary and Handbook. 14 ed. Washington, DC: Personal Care Products Council, 2012.
12. Food and Drug Administration (FDA). Frequency of use of cosmetic ingredients. *FDA Database*. 2013. Dated Jan 15.
13. Personal Care Products Council. 10-25-2012. Updated Concentration of Use by FDA Product Category: Alkyl Esters and Ethylhexanoates. Unpublished data submitted by Personal Care Products Council. 43 pages.
14. Johnsen MA. The influence of particle size. *Spray Technology and Marketing*. 2004;November:24-27.
15. Rothe H. Special Aspects of Cosmetic Spray Evaluation. 9-26-2011. Unpublished data presented at the 26 September CIR Expert Panel meeting. Washington, D.C.
16. Bremmer HJ, Prud'homme de Lodder LCH, and Engelen JGM. Cosmetics Fact Sheet: To assess the risks for the consumer; Updated version for ConsExpo 4. 2006. Report No. RIVM 320104001/2006. pp. 1-77.
17. Rothe H, Fautz R, Gerber E, Neumann L, Rettinger K, Schuh W, and Gronewold C. Special aspects of cosmetic spray safety evaluations: Principles on inhalation risk assessment. *Toxicol Lett*. 2011;205:(2):97-104.
18. European Commission. European Commission Health and Consumers Cosmetics - CosIng - Database. <http://ec.europa.eu/consumers/cosmetics/cosing/>. 2010. Date Accessed 1-13-2012.
19. European Commission. ESIS: European chemical Substances Information System. <http://esis.jrc.ec.europa.eu/>. 2012. Date Accessed 1-13-2012.
20. Scientific Committee on Consumer Safety. Opinion on the new classification of substances as carcinogenic, mutagenic or toxic to reproduction according to the Commission Regulation

21. Andersen FA (ed). Annual review of cosmetic ingredient safety assessments - 2002/2003. *Int J Toxicol*. 2005;24:(Suppl 1):1-102.
22. Shell Oil Company. Initial submission: Two-week oral (dietary administration) toxicity study of 2-ethylhexanoic acid in the mouse (final report) with cover letter dated 041792. NTIS report no. OTS0539188. 1992.
23. Shell Oil Company. Initial submission: Two-week oral toxicity study of 2-ethylhexanoic acid in the rat (final report) with cover letter dated 041792. NTIS report no. OTS0539183. 1992.
24. Union Carbide Corporation. Initial submission: Letter from Union Carbide Corp to US EPA submitting information on the enclosed 0-day (dietary administration) toxicity study of 2-ethylhexanoic acid in the rat and mouse. NTIS no. OTS0543763. 1992.
25. Union Carbide Corporation. Initial submission: Letter from Union Carbide Corp submitting two developmental toxicity studies with 2-ethylhexanoic acid in rats and rabbits with attachments. NTIS no OTS0539327. 1992.
26. Wil Research Laboratories. A dietary two-generation reproductive toxicity study of di-2-ethylhexyl terephthalate in rats. Final report. 2001. Unpublished data submitted by the American Chemistry Council.
27. Hauck RS, Wegner C, Blumtritt P, Fuhrhop JH, and Nau H. Asymmetric synthesis and teratogenic activity of (R)- and (S)-2-ethylhexanoic acid, a metabolite of the plasticizer di-2-(2-ethylhexyl)phthalate. *Life Sci*. 1990;46:513-518.
28. Hendrickx AG, Peterson PE, Tyl RW, Fisher LC, Fosnight MF, Kubena MA, Vrabanic MA, and Katz GV. Assessment of the developmental toxicity of 2-ethylhexanoic acid in rats and rabbits. *Fund Appl Toxicol*. 1993;20:199-209.
29. Juberg DR, David RM, Katz GV, Bernard LG, Gordon DR, Vlaovic MS, and Topping DC. 2-Ethylhexanoic acid: Subchronic oral toxicity studies in the rat and mouse. *Food Chem Toxicol*. 1998;36:429-436.
30. Kawaguchi, M., Yamazaki, T., and Nakazawa, H. Biological effects of di(2-ethylhexyl)adipate. *Environmental Sciences.: an International Journal of Environmental Physiology and Toxicology*. 2002;9:(2-3):198.
31. Manninen A, Kröger S, Liesivuori J, and Savaolainen H. 2-Ethylhexanoic acid inhibits urea synthesis and stimulates carnitine acetyl-transferase activity in rat liver mitochondria. *Arch Toxicol*. 1989;63:160-161.
32. Pennanen S, Tuovinen K, Huuskonen H, and Komulainen H. The developmental toxicity of 2-ethylhexanoic acid in Wistar rats. *Fund Appl Toxicol*. 1992;19:505-511.
33. Pennanen S, Tuovinen K, Huuskonen H, Kosma V-M, and Komulainen H. Effects of 2-ethylhexanoic acid on reproduction and postnatal development in Wistar rats. *Fund Appl Toxicol*. 1993;21:204-212.
34. Pennanen S, Manninen A, and Savaolainen H. Urinary arginine and ornithine in occupational exposure to 2-ethylhexanoic acid. *Arch Toxicol*. 2013;64:426-427.
35. Ritter EJ, Scott WJ Jr, Randall JL, and Ritter JM. Teratogenicity of di(2-ethylhexyl)phthalate, 2-ethylhexanol, 2-ethylhexanoic acid, and valproic acid and potentiation by caffeine. *Teratology*. 1987;35:41-46.
36. Scott WJ Jr, Collins MS, and Nau H. Pharmacokinetic determinants of embryotoxicity in rats associated with organic acids. *Environ Health Perspect*. 2013;102:97-101.
37. Motoyoshi K, Toyoshima Y, Sato M, and Yoshimura M. Comparative studies on the irritancy of oils and synthetic perfumes to the skin of rabbit, guinea pig, rat, miniature swine and man. *Cosmetics & Toiletries*. 1979;94:(8):41-3, 45.
38. EVIC Romania. Confirmation in human of the skin compatibility and absence of allergenic potential of one mixture of ingredients (VOLULIP (contains 500 ppm palmitoyl tripeptide-38)) after repeated application under patch. (Included cetearyl ethylhexanoate control). Human repeated insult patch test. 2008. Report No. EF Po 183/08-2368.