

---

## **Safety Assessment of Phosphoric Acid and Its Salts as Used in Cosmetics**

---

Status: Final Report  
Release Date: November 16, 2016  
Panel Date: September 26-27, 2016

The 2016 Cosmetic Ingredient Review Expert Panel members are: Chair, Wilma F. Bergfeld, M.D., F.A.C.P.; Donald V. Belsito, M.D.; Ronald A. Hill, Ph.D.; Curtis D. Klaassen, Ph.D.; Daniel C. Liebler, Ph.D.; James G. Marks, Jr., M.D.; Ronald C. Shank, Ph.D.; Thomas J. Slaga, Ph.D.; and Paul W. Snyder, D.V.M., Ph.D. The CIR Director is Lillian J. Gill, D.P.A. This report was prepared by Wilbur Johnson, Jr., M.S., Senior Scientific Analyst, Ivan Boyer, Ph.D., Toxicologist, and Bart Heldreth, Ph.D., Chemist.



**ABSTRACT:** The Cosmetic Ingredient Review (CIR) Expert Panel (Panel) reviewed the safety of Phosphoric Acid and its salts (31 ingredients), which function as buffering agents, corrosion inhibitors, chelating agents, and pH adjusters in cosmetic products. The Panel reviewed data relating to the safety of these ingredients, and concluded that Phosphoric Acid and its salts are safe in the present practices of use and concentration in cosmetics when formulated to be non-irritating.

## INTRODUCTION

The safety of the following 31 ingredients, as used in cosmetics (with systematic nomenclature in parenthesis when different from the ingredient name), is reviewed in this safety assessment:

|   |  |                                 |
|---|--|---------------------------------|
| Phosphoric Acid                               | • (calcium hydrogen orthophosphate dihydrate)    | Phosphate Buffered Saline       |
| • (orthophosphoric acid)                      |  | Potassium Metaphosphate         |
| Ammonium Phosphate                            | Dipotassium Phosphate                            | Potassium Phosphate             |
| • (ammonium dihydrogen orthophosphate)        | • (dipotassium hydrogen orthophosphate)          | Potassium Polyphosphate         |
| Dicalcium Phosphate                           | Disodium Phosphate                               | Sodium Hexametaphosphate        |
| • (calcium hydrogen orthophosphate)           | • (disodium hydrogen orthophosphate)             | Sodium Metaphosphate            |
| Calcium Dihydrogen Phosphate                  | Disodium Pyrophosphate                           | Sodium Polyphosphate            |
| • (calcium dihydrogen orthophosphate)         | • (disodium dihydrogen pyrophosphate)            | Sodium Phosphate                |
| Calcium Phosphate                             | Magnesium Hydrogen Phosphate                     | • (sodium orthophosphate)       |
| Calcium Potassium Sodium Phosphate            | • (magnesium hydrogen orthophosphate trihydrate) | Sodium Trimetaphosphate         |
| • (dicalcium potassium sodium orthophosphate) | Magnesium Phosphate                              | Tetrapotassium Pyrophosphate    |
| Calcium Pyrophosphate                         | Metaphosphoric Acid                              | Tetrasodium Pyrophosphate       |
| • (dicalcium pyrophosphate)                   | Pentapotassium Triphosphate                      | Tricalcium Phosphate            |
| Diammonium Phosphate                          | • (pentapotassium orthophosphate)                | • (Tricalcium orthophosphate)   |
| • (ammonium hydrogen orthophosphate)          | Pentasodium Triphosphate                         | Trimagnesium Phosphate          |
| Dicalcium Phosphate Dihydrate                 | • (pentasodium metaphosphate)                    | • (trimagnesium orthophosphate) |
|   |  | Trisodium Phosphate             |
|   |  | • (trisodium orthophosphate)    |

According to the *International Cosmetic Ingredient Dictionary and Handbook (Dictionary)*, the functions of these ingredients in cosmetic products include buffering agents, corrosion inhibitors, chelating agents, and pH adjusters.<sup>1</sup>

Three of the phosphate salt ingredients included in this safety assessment, i.e. Sodium Metaphosphate, Sodium Trimetaphosphate, and Sodium Hexametaphosphate, have been previously reviewed by the CIR Panel.<sup>2</sup> In 2001, the Panel concluded that these ingredients are safe for use in cosmetics when formulated to avoid skin irritation.

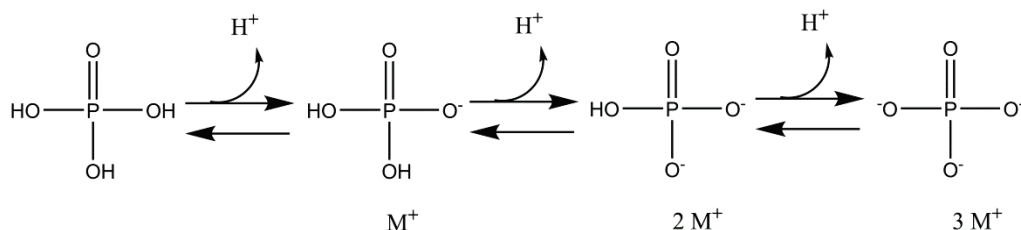
## CHEMISTRY

### Definition and Structure

The definitions, structures, and functions in cosmetics of Phosphoric Acid and its salts are presented in Table 1.

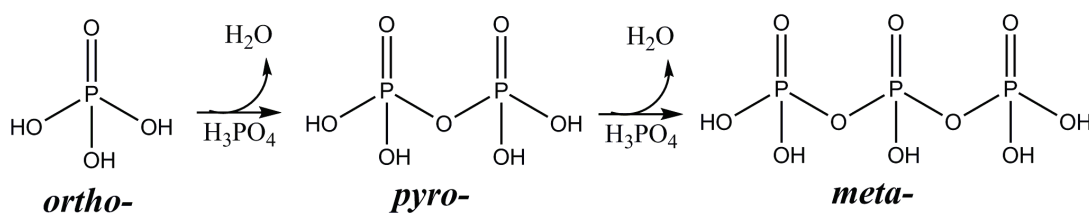
Phosphoric Acid and its salts all have the same phosphate core. Except for Phosphoric Acid and Metaphosphoric Acid, the ingredients in this report are either alkaline earth metal (Periodic Table column I or II) salts or ammonium salts of a phosphoric acid. These ingredients are related to each other as inorganic phosphates, with varying cation identity and degree of protonation. This group comprises phosphate salts for which property differences are attributable primarily to having different cation(s). Characterizing these differences in one report that addresses all of these ingredients is more informative than attempting to assess the safety of these salts in separate reports that each addresses only one ingredient.

Phosphoric Acid is a polyprotic acid which is deprotonated to mono-, di-, and tri-phosphates with rising pH.



**Figure1.** Phosphoric Acid and the *ortho*-phosphates (dihydrogen phosphate, hydrogen phosphate, and phosphate)

However, Phosphoric Acid and phosphate salts also exist as dimers and trimers of phosphate, *pyro*- and *meta*- respectively. Accordingly, these ingredients vary by the identity of associated cations, degree of protonation, **and** in the number of phosphate repeat units (i.e., 1 repeat is *ortho*-, 2 repeats is *pyro*-, and 3 repeats is *meta*-).



**Figure 2.** Dehydration of phosphoric acids, from *ortho*- to *pyro*- to *meta*-phosphoric acid.

As some of the *Dictionary* names for these ingredients vary from the customary names and may be confusing, systematic names have been, where appropriate, added to Table 1. However, elsewhere in this report only the *Dictionary* ingredient name is used.

### Chemical and Physical Properties

These ingredients range from colorless crystalline solids to white amorphous powders, the water solubility of which are pH-dependent (Table 2).

### Method of Manufacture

#### Acids

##### Phosphoric Acid

Phosphoric Acid is manufactured by the wet process or the furnace (thermal) process. In the wet process, Phosphoric Acid is produced directly from phosphate ores and is said to be of low purity.<sup>3</sup> This process is used mostly for the production of fertilizers. In the thermal or furnace process, phosphoric acid is produced from elemental phosphorus. This process is used in the production of phosphoric acid for uses other than fertilizer production, such as metal treatment, refractories, catalysts, and use in food and beverages.

#### Ammonium Salts

##### Ammonium Phosphate

In the process for manufacturing Ammonium Phosphate, a one-to-one ratio of ammonia (NH<sub>3</sub>) and Phosphoric Acid (H<sub>3</sub>PO<sub>4</sub>) is reacted, and the resulting slurry of Ammonium Phosphate is solidified in a granulator.<sup>4</sup>

##### Diammonium Phosphate

In the manufacture of Diammonium Phosphate, each stoichiometric equivalent of Phosphoric Acid is neutralized by approximately 2 equivalents of ammonia.<sup>5</sup>

#### Sodium Salts

##### Disodium Phosphate

Disodium Phosphate is prepared by the ignition of Dicalcium Phosphate.<sup>6</sup>

## **Sodium Metaphosphate**

Sodium Metaphosphate is prepared by dehydration of sodium orthophosphates.<sup>6</sup>

## **Sodium Polyphosphate**

Sodium phosphate monobasic hydrate was used to prepare Sodium Polyphosphate with a degree of polymerization ( $D_p$ ) lower than  $\approx 500$ .<sup>7</sup> Sodium phosphate monobasic hydrate was heated to 700°C for 1, 3, or 9 h, and the melt was then quenched on a copper plate. To fraction the Sodium Polyphosphate glass, the frit was ground and dissolved in deionized water to yield a 10% (w/v) Sodium Polyphosphate solution. The solution was stirred, fractioned by serial dilution with acetone, and then centrifuged to collect the precipitate. Sodium Polyphosphate with a  $D_p > 500$  was obtained from an ion-exchange process on a potassium polyphosphate crystalline phase.

## **Tetrasodium Pyrophosphate**

Tetrasodium Pyrophosphate is produced by molecular dehydration of dibasic Sodium Phosphate at 500°C.<sup>6</sup>

## **Pentasodium Triphosphate**

Pentasodium Triphosphate is prepared by the molecular dehydration of mono- and di-sodium phosphates.<sup>6</sup>

## **Potassium Salts**

### **Potassium Metaphosphate**

Potassium Metaphosphate is obtained by the fusion of monopotassium phosphates.<sup>8</sup> It is also prepared by dehydration of Potassium Phosphate.<sup>6</sup>

### **Potassium Phosphate**

Food-grade potassium phosphates have been prepared by the neutralization of Phosphoric Acid with potassium hydroxide at 50 to 60°C.<sup>9</sup>

### **Potassium Polyphosphate**

Potassium Polyphosphate can be obtained by heating monopotassium orthophosphate to any temperature above 150°C.<sup>10</sup>

## **Calcium Salts**

### **Calcium Pyrophosphate**

Calcium Pyrophosphate can be obtained by a solid state reaction (870°C and normal atmosphere) from a mixture of Tricalcium Phosphate and Phosphoric Acid.<sup>11</sup> It can also be prepared by ignition of Dicalcium Phosphate.<sup>6</sup>

### **Dicalcium Phosphate**

Commercial Dicalcium Phosphate is not a chemically-discrete entity, but is a mixture of varying amounts of dicalcium and monocalcium phosphates, Phosphoric Acid, calcium carbonate, and impurities, depending on the origin of the raw material and procedures employed in its industrial production.<sup>12</sup>

### **Tricalcium Phosphate**

Tricalcium Phosphate has been produced by a calcination process (at high temperatures of 1500°C to 1600°C) that is preceded by the grinding and mixing of phosphate rock and sodium carbonate and the addition of Phosphoric Acid to the reaction mixture.<sup>13</sup>

## **Magnesium Salts**

### **Magnesium Phosphate**

Magnesium Phosphates have been prepared by adding a magnesium nitrate solution into mixed solutions of potassium hydroxide and Phosphoric Acid at temperatures of 29°C to 95°C.<sup>14</sup>

## **Composition/Impurities**

### **Phosphoric Acid**

According to the *Food Chemicals Codex* specification for this chemical, the following limits for inorganic impurities in Phosphoric Acid have been established: arsenic ( $\leq 3$  mg/kg), cadmium ( $\leq 3$  mg/kg), fluoride ( $\leq 10$  mg/kg), and lead ( $\leq 3$  mg/kg).<sup>15</sup>

## **Ammonium Salts**

### **Ammonium Phosphate**

According to the *Food Chemicals Codex* specification for Ammonium Phosphate, the acceptance criteria for this chemical indicate that it contains not less than 96% Ammonium Phosphate and not more than 102% Ammonium Phosphate. The following limits for inorganic impurities in Ammonium Phosphate have been established: arsenic ( $\leq 3$  mg/kg), fluoride ( $\leq 10$  mg/kg), and lead ( $\leq 4$  mg/kg).<sup>15</sup> According to another source, iron and aluminum have been mentioned as Ammonium Phosphate impurities.<sup>16</sup>

### **Diammonium Phosphate**

According to the *Food Chemicals Codex* specification for Diammonium Phosphate, the acceptance criteria for this chemical indicate that it contains not less than 96% Diammonium Phosphate and not more than 102% Diammonium Phosphate. The following limits for inorganic impurities in Diammonium Phosphate have been established: arsenic ( $\leq 3$  mg/kg), fluoride ( $\leq 10$  mg/kg), and lead ( $\leq 4$  mg/kg).<sup>15</sup>

## **Sodium Salts**

### **Sodium Hexametaphosphate**

Sodium Hexametaphosphate contains 10 to 12 repeating pyrophosphate subunits.<sup>17</sup>

### **Sodium Phosphate**

According to the *Food Chemicals Codex* specification for Sodium Phosphate, the acceptance criteria for this chemical is not less than 98% Sodium Phosphate and not more than 103% Sodium Phosphate on the dried basis, and the following limits for inorganic impurities have been established: arsenic ( $\leq 3$  mg/kg), fluoride ( $\leq 0.005\%$ ), and lead ( $\leq 4$  mg/kg).<sup>15</sup>

### **Sodium Polyphosphate**

According to the *Food Chemicals Codex* specification for Sodium Polyphosphate, the acceptance criteria for phosphorus pentoxide content range from 60% to 71%, and the following limits for inorganic impurities have been established: arsenic ( $\leq 3$  mg/kg), fluoride ( $\leq 0.005\%$ ), and lead ( $\leq 4$  mg/kg).<sup>15</sup>

### **Trisodium Phosphate**

According to the *Food Chemicals Codex* specification for Trisodium Phosphate, the acceptance criteria for this chemical are not less than 97% Trisodium Phosphate (anhydrous and monohydrate forms), calculated on the ignited basis, and not less than 90% Trisodium Phosphate (dodecahydrate), calculated on the ignited basis. The following limits for inorganic impurities have been established: arsenic ( $\leq 3$  mg/kg), fluoride ( $\leq 0.005\%$ ), and lead ( $\leq 4$  mg/kg).<sup>15</sup>

## **Potassium Salts**

### **Dipotassium Phosphate**

According to the *Food Chemicals Codex* specification for Dipotassium Phosphate, the acceptance criteria for this chemical indicate that it contains no less than 98% Dipotassium Phosphate, on the dried basis. The following limits for inorganic impurities have been established: arsenic ( $\leq 3$  mg/kg), fluoride ( $\leq 10$  mg/kg), and lead ( $\leq 2$  mg/kg).<sup>15</sup> According to another source, heavy metal (as lead,  $0.6 \times 10^{-3}\%$ ) and arsenic ( $0.5 \times 10^{-4}\%$ ) impurities have been reported for Dipotassium Phosphate.<sup>18</sup>

### **Potassium Metaphosphate**

According to the *Food Chemicals Codex* specification for Potassium Metaphosphate, the acceptance criteria for this chemical are not less than 59% phosphorus pentoxide and no more than 61% phosphorus pentoxide. The following limits for inorganic impurities have been established: arsenic ( $\leq 3$  mg/kg), fluoride ( $\leq 10$  mg/kg), and lead ( $\leq 2$  mg/kg).<sup>15</sup>

### **Potassium Phosphate**

According to the *Food Chemicals Codex* specification for Potassium Phosphate, the acceptance criteria for this chemical indicate that it contains not less than 98% Potassium Phosphate, on the dried basis. The following limits for inorganic impurities have been established: arsenic ( $\leq 3$  mg/kg), fluoride ( $\leq 10$  mg/kg), and lead ( $\leq 2$  mg/kg).<sup>15</sup>

### **Potassium Pyrophosphate**

According to the *Food Chemicals Codex* specification for Potassium Pyrophosphate, the acceptance criteria for this chemical indicate that it contains not less than 95% Potassium Pyrophosphate. The following limits for inorganic impurities have been established: arsenic ( $\leq 3$  mg/kg), fluoride ( $\leq 10$  mg/kg), and lead ( $\leq 2$  mg/kg).<sup>15</sup>

## **Calcium Salts**

### **Calcium Dihydrogen Phosphate**

According to another source, Calcium Dihydrogen Phosphate may contain a trace amount of Phosphoric Acid as an impurity.<sup>6</sup>

### **Calcium Phosphate**

Calcium Phosphate is approximately 96% pure, usually containing an excess of calcium oxide.<sup>6</sup>

### **Dicalcium Phosphate**

Commercial Dicalcium Phosphate is not a chemically discrete entity, but is a mixture of varying amounts of dicalcium and monocalcium phosphates, Phosphoric Acid, calcium carbonate, and impurities, depending on the origin of the raw material and procedures employed in its industrial production.<sup>12</sup>

According to the *Food Chemicals Codex* specification for Dicalcium Phosphate, the acceptance criteria for this chemical indicate that it contains no less than 97% Dicalcium Phosphate and no more than 105% Dicalcium Phosphate (anhydrous or dehydrate form). The following limits for inorganic impurities have been established: arsenic ( $\leq 3$  mg/kg), fluoride ( $\leq 0.005\%$ ), and lead ( $\leq 2$  mg/kg).<sup>15</sup>

### **Tricalcium Phosphate**

According to the *Food Chemicals Codex* specification for Tricalcium Phosphate, the acceptance criteria for this chemical indicate that it contains not less than 34% Ca and not more than 40% Ca. The following limits for inorganic impurities have been established: arsenic ( $\leq 3$  mg/kg), fluoride ( $\leq 0.0075\%$ ), and lead ( $\leq 2$  mg/kg).<sup>15</sup>

## **Magnesium Salts**

### **Magnesium Hydrogen Phosphate**

According to the *Food Chemicals Codex* specification for Magnesium Hydrogen Phosphate, the acceptance criteria for this chemical indicate that it contains not less than 96%  $\text{Mg}_2\text{P}_2\text{O}_7$ , on the ignited basis. The following limits for inorganic impurities have been established: arsenic ( $\leq 3$  mg/kg), fluoride ( $\leq 25$  mg/kg), and lead ( $\leq 2$  mg/kg).<sup>15</sup>

### **Trimagnesium Phosphate**

According to the *Food Chemicals Codex* specification for Trimagnesium Phosphate, the acceptance criteria for this chemical indicate that it contains not less than 98%  $\text{Mg}_3(\text{PO}_4)_2$  and not more than 101.5%  $\text{Mg}_3(\text{PO}_4)_2$ . The following limits for inorganic impurities have been established: arsenic ( $\leq 3$  mg/kg), fluoride ( $\leq 25$  mg/kg), and lead ( $\leq 2$  mg/kg).<sup>15</sup>

## **USE**

### **Cosmetic**

The safety of Phosphoric Acid and its salts included in this assessment is evaluated based on data received from the U.S. Food and Drug Administration (FDA) and the cosmetic industry on the expected use of these ingredients in cosmetics. Use frequencies of individual ingredients in cosmetics are collected from manufacturers and reported by cosmetic product category in FDA's Voluntary Cosmetic Registration Program (VCRP) database. Use concentration data are submitted by Industry in response to surveys conducted by the Personal Care Products Council (Council) of maximum reported use concentrations, by product category. Collectively, the use frequency and use concentration data indicate that 22 of the 31 ingredients in this safety assessment are currently being used in cosmetic products (See Table 3). According to these data, the following 9 ingredients are not reported as being used in cosmetics:

Calcium Potassium Sodium Phosphate  
Magnesium Hydrogen Phosphate  
Magnesium Phosphate  
Metaphosphoric Acid  
Pentapotassium Triphosphate

Phosphate Buffered Saline  
Potassium Polyphosphate  
Sodium Polyphosphate  
Sodium Trimetaphosphate

According to 2016 VCRP data, the greatest reported use frequency is for Phosphoric Acid (489 formulations, mostly rinse-off products), followed by Dicalcium Phosphate (327 formulations, mostly leave-on products) (Table 3).<sup>19</sup> The results of a concentration of use survey provided in 2015 indicate that Dicalcium Phosphate Dihydrate has the highest maximum concentration of use; it is used at concentrations up to 49% in rinse-off products (dentifrices) (Table 3).<sup>20</sup>

The highest maximum ingredient use concentration in leave-on products (10% in eye shadow) is being reported for Dicalcium Phosphate. In some cases, reported uses appear in the VCRP database, but concentrations of use data were not

provided; the opposite is also true. For example, according to the VCRP, Tetrapotassium Pyrophosphate and Calcium Pyrophosphate are being used in 95 and 3 cosmetic products, respectively; however, use concentration data on these ingredients were not provided in the concentration of use survey. Furthermore, use concentration data on Calcium Phosphate were provided in the concentration of use survey; however, use frequency data were not reported in the VCRP data.

Cosmetic products containing Phosphoric Acid or its salts may be applied to the skin and hair or, incidentally, may come in contact with the eyes (e.g., Dicalcium Phosphate at maximum use concentrations up to 10% in eye area cosmetics) and mucous membranes (e.g., Dicalcium Phosphate Dihydrate at maximum use concentrations up to 49% in dentifrices). Additionally, some of these ingredients are being used in products that may result in incidental ingestion. For example, Dicalcium Phosphate Dihydrate is being used in dentifrices at maximum use concentrations up to 49%, and Dicalcium Phosphate is being used in lipstick at maximum use concentrations up to 10%. Products containing these ingredients may be applied as frequently as several times per day and may come in contact with the skin or hair for variable periods following application. Daily or occasional use may extend over many years.

Phosphoric Acid is used in aerosol hair sprays at concentrations of < 0.01% and in pump hair sprays at concentrations up to 0.26%. The following other ingredients are also used in hair sprays: Potassium Phosphate (pump hair sprays up to 0.09%) and Sodium Phosphate (pump hair sprays up to 0.000014%). The following ingredients are used in face powders: Dicalcium Phosphate (up to 2.2%), Diammonium Phosphate (up to 0.00046%), Dicalcium Phosphate Dihydrate (up to 2.2%), Sodium Metaphosphate (up to 0.25%), and Sodium Phosphate (up to 0.086%). In practice, 95% to 99% of the droplets/particles released from cosmetic sprays have aerodynamic equivalent diameters >10 µm, with propellant sprays yielding a greater fraction of droplets/particles below 10 µm, compared with pump sprays.<sup>21,22,23,24</sup> Therefore, most droplets/particles incidentally inhaled from cosmetic sprays would be deposited in the nasopharyngeal and bronchial regions and would not be respirable (i.e., they would not enter the lungs) to any appreciable amount.<sup>21,22</sup> Additionally, Phosphoric Acid is used in dusting and talcum powders at concentrations up to 0.00001%, and Tricalcium Phosphate is used in dusting and talcum powders at concentrations up to 10%. Conservative estimates of inhalation exposures to respirable particles during the use of loose powder cosmetic products are 400-fold to 1000-fold less than protective regulatory and guidance limits for inert airborne respirable particles in the workplace.<sup>25,26,27</sup>

## **Noncosmetic**

### **Phosphoric Acid and Phosphates**

The U.S. FDA has determined that the following 20 ingredients included in this report are direct food additives that are generally recognized as safe (GRAS):<sup>28</sup>

|                              |                           |
|------------------------------|---------------------------|
| Phosphoric Acid              | Pentasodium Triphosphate  |
| Ammonium Phosphate           | Potassium Phosphate       |
| Calcium Dihydrogen Phosphate | Potassium Pyrophosphate   |
| Calcium Phosphate            | Sodium Hexametaphosphate  |
| Calcium Pyrophosphate        | Sodium Metaphosphate      |
| Diammonium Phosphate         | Sodium Phosphate          |
| Dicalcium Phosphate          | Sodium Trimetaphosphate   |
| Dipotassium Phosphate        | Tetrasodium Pyrophosphate |
| Disodium Phosphate           | Trimagnesium Phosphate    |
| Magnesium Hydrogen Phosphate | Trisodium Phosphate       |

Additionally, the FDA has determined that potassium polymetaphosphate, chemically similar to one or more ingredients on the preceding list, is a GRAS direct food additive.

## **Acids**

### **Phosphoric Acid**

Phosphoric Acid is used in the manufacture of the following: phosphate salts, superphosphate fertilizers, detergents, activated carbon, animal feed, ceramics, dental cement, pharmaceuticals, soft drinks, gelatin, rust inhibitors, wax, and rubber latex.<sup>3</sup> Use in the following other processes has also been reported: electropolishing, engraving, photoengraving, lithograving, metal cleaning, sugar refining, and water treatment.

### **Metaphosphoric Acid**

In dentistry, Metaphosphoric Acid is used to make zinc oxyphosphate cement.<sup>6</sup> It is also used as a reagent in chemical analysis.



## **Ammonium Salts**

### **Ammonium Phosphate**

In agriculture, Ammonium Phosphate has been an important granular fertilizer for many years.<sup>29</sup> Ammonium Phosphate is also used in dry chemical fire extinguishers, which are commonly found in offices, schools, and homes. The extinguisher spray disperses finely powdered Ammonium Phosphate, which coats the fuel and rapidly smothers the flame.

### **Diammonium Phosphate**

Diammonium Phosphate is a complex fertilizer that contains 2 major nutrients, nitrogen and phosphorus.<sup>30</sup> Additionally, Diammonium Phosphate is used in fireproofing textiles, paper, wood, vegetable fibers, and dentifrices.<sup>6</sup>

## **Sodium Salts**

### **Disodium Phosphate**

Disodium Phosphate is used as an emulsifier and buffer in foods, and in the manufacture of enamels, ceramics, detergents, and boiler compounds.<sup>6</sup>

### **Disodium Pyrophosphate**

Disodium Pyrophosphate is used chiefly in baking powders.<sup>6</sup>

### **Pentasodium Triphosphate**

Pentasodium Triphosphate is used as a preservative, sequestrant, and texturizer in foods, and as whitening agent in toothpaste; it is also used in water softeners and detergents.<sup>6</sup>

### **Sodium Hexametaphosphate**

Sodium Hexametaphosphate is an anti-tartar ingredient in toothpaste, and is known to remove stains.<sup>17</sup>

### **Sodium Phosphate**

Sodium phosphate products have been used for bowel cleansing prior to medical procedures such as colonoscopy. The FDA is aware of reports of acute phosphate nephropathy that are associated with such usages.<sup>31</sup> Acute phosphate nephropathy is a form of acute kidney injury that is associated with deposits of calcium phosphate crystals in the renal tubules, which may result in permanent renal function impairment. In response, FDA requires that the manufacturer of 2 oral sodium phosphate products (prescription only) for bowel cleansing add a Boxed Warning to the labeling for these products. The FDA has also stated that, in light of the risk of acute phosphate nephropathy, over-the-counter laxative oral sodium phosphate products should not be used for bowel cleansing.

Sodium Phosphate is also used in baking powders and as dry acidulant and sequestrant for foods.<sup>6</sup>

### **Sodium Polyphosphate, Sodium Trimetaphosphate, and Tetrasodium Pyrophosphate**

Blended phosphates (usually ortho and glassy polyphosphates) are used in municipal water treatment as part of scale-control and corrosion-control programs in the United States, because these compounds bind calcium carbonate, iron, magnesium, and manganese.<sup>32</sup> Sodium Polyphosphate, Sodium Trimetaphosphate, and Tetrasodium Pyrophosphate are some of the chemicals that are found in the phosphate blends. Sodium Trimetaphosphate is also used in detergent processing, and as a crosslinking agent for starch in foods and pharmaceuticals.<sup>6</sup>

Tetrasodium Pyrophosphate is also used in processed meat products, as an emulsifier in cheese, and as a color preservative in soybean paste.<sup>33</sup> Other uses include: sequestrant, dispersant, deflocculant, detergent builder, and component of solid or liquid fertilizers.<sup>34</sup> Tetrasodium Pyrophosphate is one of the anti-calculus components of most tartar control dentifrices that are marketed.<sup>35</sup>

The United States Environmental Protection Agency (EPA) has established an exemption from the requirement of a tolerance for residues of Tetrasodium Pyrophosphate when used as an inert ingredient in pesticide formulations applied to growing crops only.<sup>36</sup>

### **Trisodium Phosphate**

Trisodium Phosphate is used in photographic developers, in detergent mixtures, and in the manufacture of paper.<sup>6</sup>

## **Potassium Salts**

### **Dipotassium Phosphate**

Dipotassium Phosphate is used as a buffering agent in antifreeze, nutrient in the culturing of antibiotics, ingredient of instant fertilizers, and as a sequestrant in the preparation of non-dairy powdered coffee creams.<sup>6</sup>

## **Potassium Phosphate**

Potassium Phosphate is used as a buffering agent in pharmaceuticals.<sup>6</sup>

## **Tetrapotassium Pyrophosphate**

Blended phosphates (usually ortho and glassy polyphosphates) are used in municipal water treatment as part of scale-control and corrosion-control programs in the United States, because these compounds bind calcium carbonate, iron, magnesium, and manganese.<sup>32</sup> Sodium Polyphosphate, Sodium Trimetaphosphate, and Tetrasodium Pyrophosphate are some of the chemicals that are found in the phosphate blends. Sodium Trimetaphosphate is also used in detergent processing, and as a crosslinking agent for starch in foods and pharmaceuticals.<sup>6</sup>

## **Calcium Salts**

### **Calcium Phosphate**

Calcium Phosphate has been used as an adjuvant (i.e., a material that can increase the humoral or cellular immune response to an antigen) for simultaneous immunizations with diphtheria, tetanus, polio, Bacillus Calmette-Guerin (BCG), yellow fever, measles and hepatitis B vaccines, with hepatitis B and DTP-polio vaccines, and immunization with allergens.<sup>37</sup> It has also been used in the manufacture of fertilizers, Phosphoric Acid, P compounds, milk-glass, polishing and dental powders, porcelains, and pottery.<sup>6</sup>

Calcium Phosphate is an active ingredient in antacid over-the-counter (OTC) drug products that are generally recognized as safe and effective.<sup>38</sup>

### **Calcium Pyrophosphate**

One form of Calcium Pyrophosphate has been used clinically as a bone-graft extender, because it bonds with host bone.<sup>39</sup> It is also used in dentifrices and in the production of ceramic ware and glass.<sup>6</sup>

### **Dicalcium Phosphate**

Dicalcium Phosphate is used chiefly in animal feeds, and is also used as a mineral supplement in cereals and other foods.<sup>6</sup>

### **Dicalcium Phosphate Dihydrate**

Dicalcium Phosphate Dihydrate is a cleaning and polishing agent that is specifically used in dentifrices that contain monofluorophosphate.<sup>40</sup> As an abrasive, this ingredient assists in the removal of dental stains and deposits that form on tooth surfaces.

The FDA has determined that there are inadequate data to establish general recognition of the safety and effectiveness of Dicalcium Phosphate Dihydrate as an active ingredient in anticaries OTC drug products.<sup>38</sup>

### **Tricalcium Phosphate**

Tricalcium Phosphate, described as a porous ceramic material, is used in bone transplantation surgery.<sup>41</sup> It acts as a scaffold for bone ingrowth, undergoing progressive degradation and replacement by bone. Most often, it is used in granule or powder form during surgery.

Tricalcium Phosphate is an active ingredient in antacid OTC drug products, and FDA has established a maximum daily dosage limit of 24 grams for Tricalcium Phosphate in these products.<sup>42</sup>

## **Magnesium Salts**

### **Magnesium Hydrogen Phosphate and Trimagnesium Phosphate**

The FDA has determined that Magnesium Hydrogen Phosphate and Trimagnesium Phosphate are GRAS as a direct human food ingredients.<sup>43</sup>

## **TOXICOKINETICS**

Phosphorus (as phosphate) is an essential constituent of all known protoplasts, and its content is uniform across most plant and animal tissues.<sup>44</sup> According to the 1994 United States Department of Agriculture (USDA) survey of food intake of individuals, values for the mean daily phosphorus intake from food were 1,495 mg (males,  $\geq 9$  years) and 1,024 mg (females,  $\geq 9$  years). In both sexes, intakes decreased at age  $\geq 51$  years.

Structurally, phosphorus occurs as phospholipids, which constitute a major component of most biological membranes, and as components as nucleotides and nucleic acids. The total phosphorus concentration in whole blood is 13 mmol/liter (40 mg/dl), most of which is in the phospholipids of red blood cells and plasma lipoproteins. Approximately 1 mmol/liter (3.1 mg/dl) is present as inorganic phosphate ( $P_i$ ), which is a tiny fraction of body phosphorus ( $< 0.1\%$ ). In adults,  $P_i$  makes up approximately 15 mmol (465 mg) of body phosphorus, and is located mainly in the blood and

extracellular fluid. Phosphate enters the  $P_i$  pool during absorption from the diet and resorption from bone, and is the primary source from which cells of all tissues derive both structural and high-energy phosphate.<sup>44</sup> Furthermore, most of the urinary phosphorus and hydroxyapatite mineral phosphorus are derived from the  $P_i$ .

Phosphates are absorbed from the gastrointestinal tract, and the transport of phosphate from the lumen is an active, energy-dependent process; vitamin D stimulates phosphate absorption.<sup>45</sup> At physiologic pH (7.4), extracellular phosphate is present primarily as the Disodium Phosphate and Sodium Phosphate (4:1). Once absorbed, phosphate combines with calcium to form Dicalcium Phosphate in bones and teeth.<sup>32</sup> Free orthophosphate is the primary form by which dietary  $P_i$  is absorbed. When phosphate ion is ingested in very large amounts, most of the phosphate ion uptake from the gut is eliminated in the feces.<sup>46</sup> According to another source, approximately two thirds of the ingested phosphate is absorbed from the gastrointestinal tract in adults, and absorbed phosphate is almost entirely excreted in the urine.<sup>45</sup>

## **ANIMAL**

### **Phosphoric Acid**

Phosphoric Acid dissociates and is then absorbed as phosphate and hydronium ions through mucous membranes.<sup>47</sup>

### **Sodium Salts**

#### **Sodium Hexametaphosphate**

Sodium Hexametaphosphate is converted to Sodium Phosphate in the stomach.<sup>48</sup>

After hexametaphosphate was administered to rats and rabbits by stomach tube, no more than trace amounts of labile phosphate were found in the urine.<sup>8,49</sup>

#### **Sodium Polyphosphate**

Ingested polyphosphates are degraded by phosphatase enzymes to monophosphates.<sup>32</sup> The short- and long-chain polyphosphates are absorbed intact only to a very limited extent, if at all, and the larger molecules are hydrolyzed by phosphatases (present in the gut) to monophosphates.<sup>50</sup>

In an animal study (number and species not stated), 10% to 30% of administered Sodium Polyphosphate was absorbed as monophosphate, and small amounts of oligophosphates were found in the urine.<sup>8</sup> In another experiment in which labeled Sodium Polyphosphate was administered to rats, the chemical was not absorbed as such, but was taken up, after hydrolysis, as monophosphate and diphosphate. In 18 h, 40% of the dose was hydrolyzed and absorbed.<sup>8,51</sup>

### **Potassium Salts**

#### **Potassium Metaphosphate**

In an animal study (species and number not stated), 10% to 30% of administered Potassium Metaphosphate was absorbed as monophosphate, and small amounts of oligophosphates were found in the urine.<sup>52</sup> Study details were not provided.

When radiolabeled (radiolabel not specified) Potassium Metaphosphate was administered orally to rats, approximately half of the radioactivity was recovered from the feces, mainly as polymeric phosphate. Only a small percentage of the dose was found in the urine, in the form of monophosphate.<sup>52</sup>

## **HUMAN**

### **Sodium Salts**

#### **Sodium Phosphate**

In a pharmacokinetic analysis, 45 ml of a laxative containing 30 g of Sodium Phosphate was administered to 13 normal volunteers.<sup>53,54,55</sup> The subjects were divided into the following 2 groups: Group 1 (median weight = 60 kg) and Group 2 (median weight = 119.2 kg). Serum and urine electrolytes were measured for 12 h. Hydration was maintained by monitoring the weight, fluid intake, and total body water. Markedly elevated serum phosphate levels were observed in Group 1, compared to Group 2. The normalized area under the phosphate vs. time curve was much higher in Group 1 ( $1120 \pm 190$  mg/dl · min) than in Group 2 ( $685 \pm 136$  mg/dl · min);  $P < 0.001$  was reported for this comparison. The urinary excretion of calcium was significantly lower in Group 1 (mean =  $16.4 \pm 7.6$  mg), compared to Group 2 (mean =  $39.2 \pm 7.8$  mg);  $P < 0.001$  was reported for this comparison. The results of this study demonstrated that lower body-weight individuals develop prolonged high serum phosphate levels after ingesting Sodium Phosphate. The authors noted that individuals of lower body weight are at risk for acute phosphate nephropathy when they use colonoscopy preparations containing Sodium Phosphate.

## **Calcium Salts**

### **Tricalcium Phosphate**

The absorption of ingested Tricalcium Phosphate was evaluated in 10 women. The subjects ingested Tricalcium Phosphate (1200 mg) after fasting for 12 h.<sup>56,57</sup> Calcium and phosphorus absorption were determined by the postload rise in urinary calcium and phosphate, respectively, above baseline. A statistically significant increase in urinary calcium excretion ( $P < 0.001$ ) was observed during the 2-4 h post-load period, and a statistically significant increase in serum calcium ( $P < 0.02$ ) was observed at 4 h post-load. Statistically significant increases in urinary phosphate excretion ( $P < 0.001$ ) and serum phosphorus ( $P < 0.001$ ) were also reported.

## **TOXICOLOGY**

### **Calcium Phosphate**

The English abstract of a Japanese publication on the safety of a Calcium Phosphate bone paste was available.<sup>58</sup> The following series of tests was performed: acute toxicity, pyrogenicity, hemolysis, intracutaneous reactivity, sensitization, genotoxicity, and cytotoxicity. The authors noted that there was no evidence of abnormal or toxic effects in any of these tests. The abstract does not include pertinent details relating to study results.

### **Single Dose (Acute) Toxicity**

## **ANIMAL**

### **DERMAL**

#### **Phosphoric Acid and Salts**

Results of acute dermal studies for Phosphoric Acid and its salts are presented in Table 6. In studies involving rabbits, an LD<sub>50</sub> of 2740 mg/kg and an LD<sub>50</sub> > 3160 mg/kg were reported for Phosphoric Acid. For ammonium salts of phosphoric acid, the reported LD<sub>50</sub> was > 5000 mg/kg (rats) and ranged from > 7940 mg/kg to > 10,000 mg/kg (rabbits). LD<sub>50</sub> values ranging from > 300 mg/kg to > 7940 mg/kg (rabbits) were reported for sodium salts of phosphoric acid. The dermal administration of potassium salts of phosphoric acid to rabbits resulted in reported LD<sub>50</sub> values ranging from > 300 mg/kg to > 10,000 mg/kg. LD<sub>50</sub> values ranging from > 300 mg/kg to > 7940 mg/kg were reported for calcium salts of phosphoric acid. Reported LD<sub>50</sub> values ranging from > 2000 mg/kg to > 7940 mg/kg were reported for magnesium salts of phosphoric acid.

### **ORAL**

#### **Phosphoric Acid and Salts**

Acute oral LD<sub>50</sub> values for Phosphoric Acid and its salts are presented in Table 5. In studies involving rats, the LD<sub>50</sub> for Phosphoric Acid ranged from 1530 mg/kg to 4400 mg/kg. The LD<sub>50</sub> for Phosphoric Acid in rabbits was 2740 mg/kg. The oral LD<sub>50</sub> for the ammonium salts of phosphoric acid in studies involving rats ranged from 3250 mg/kg (Ammonium Phosphate) to > 25,100 mg/kg (Diammonium Phosphate). Sodium salts of phosphoric acid were administered to rats, mice, hamsters and guinea pigs in acute oral toxicity studies, and the LD<sub>50</sub> ranged from 1300 mg/kg (Tetrasodium Pyrophosphate [mice]) to 10,600 mg/kg (Sodium Trimetaphosphate [rats]). For potassium salts of phosphoric acid administered orally in studies involving rats or mice, the acute oral LD<sub>50</sub> ranged from 1,000 mg/kg (Tetrapotassium Pyrophosphate [mice]) to 7,100 mg/kg (Potassium Phosphate [rats]). In acute oral toxicity studies on calcium salts of phosphoric acid involving rats or mice, the reported LD<sub>50</sub> ranged from 2,170 mg/kg (Calcium Phosphate [rats]) to > 10,000 mg/kg (Calcium Pyrophosphate [rats]). The reported LD<sub>50</sub> for Magnesium Phosphate in studies involving rats ranged from > 1,000 mg/kg (Magnesium Phosphate) to > 10,000 mg/kg (Trimagnesium Phosphate).

### **INHALATION**

#### **Phosphoric Acid and Salts**

Acute inhalation toxicity data on Phosphoric Acid and its sodium, potassium, and calcium salts are presented in Table 4. At the highest lethal concentrations tested, Phosphoric Acid caused tracheal lesions in rabbits, rats, and mice, but not in guinea pigs. Due to its hygroscopic nature, Phosphoric Acid aerosols will combine with water molecules in the air within the human tracheobronchial tree, which increases the aerodynamic diameter of the particles of the aerosol. This effect is known as hygroscopic growth. As a result, the deposition characteristics of these aerosols change as they pass through the respiratory tract, which will affect the total deliverable dose in the lungs after inhalation.<sup>47</sup> Overall, the data suggest that the sodium, potassium, and calcium salts of Phosphoric Acid exhibit a low potential for inhalation toxicity.

According to one publication, Phosphoric Acid caused moderate to acute inhalation toxicity in mice.<sup>59</sup> Pertinent details were not included in this BIBRA Toxicity Profile abstract on phosphoric acid and common inorganic phosphates.

## Short-Term, Subchronic, and Chronic Toxicity Studies

### ORAL

The results of short-term, subchronic, and chronic oral toxicity studies on Phosphoric Acid and its salts are summarized in Table 7. In the longest duration feeding study on Phosphoric Acid, a no-observed-effect level (NOEL) of 338 mg/kg/day was reported for rats that received concentrations up to 0.75% in the diet for one year. The average weight of the parathyroid glands (only parameter assessed) was 235% of control values in rabbits that received oral doses of Diammonium Phosphate up to 700 mg/kg/day for up to 16 months. Kidney damage (nephrocalcinosis) was a common pathological finding in repeated oral dose toxicity studies involving sodium and potassium salts of Phosphoric Acid. There were basically no adverse effects in rats/monkeys fed calcium salts of Phosphoric Acid in the diet.

### DEVELOPMENTAL AND REPRODUCTIVE TOXICITY

Reproductive and developmental toxicity data on ammonium, sodium, potassium, and calcium salts of Phosphoric Acid are presented in Table 8. Teratogenicity was assessed primarily using rats and mice; however, rabbits and hamsters were also used. These salts did not produce teratogenic effects *in vivo*, and the highest dose tested was 1500 mg/kg/day Diammonium Phosphate (in rats) for 35 days. However, the following salts of Phosphoric Acid were teratogenic to chick embryos: Tetrasodium Pyrophosphate (injection of 5 mg/egg), Sodium Hexametaphosphate (injection of 0.5 to 10 mg/egg), Sodium Phosphate (injection of 0.5 to 10 mg/egg), Potassium Phosphate (injection of 10 mg/egg), Calcium Phosphate (injection of 2.5 mg/egg), and Tricalcium Phosphate (injection of 2.5 mg/egg). Information relating to whether or not pH was measured or controlled in the eggs was not found.

### GENOTOXICITY

The *in vitro* and *in vivo* genotoxicity data on Phosphoric Acid and its ammonium, sodium, potassium, and calcium salts are presented in Table 9. The *in vitro* tests included the Ames/*Salmonella* mutagenicity assay (with and without metabolic activation), the *Saccharomyces cerevisiae* mutagenicity assay (with and without metabolic activation), the chromosome aberrations assay (Chinese hamster fibroblasts), and the *in vitro* cytogenetics assay (human lung cells). The *in vivo* tests included the dominant lethal test (rats), host-mediated assay (mice), and the mouse translocation test. Phosphoric Acid and its ammonium, sodium, potassium, and calcium salts did not produce positive responses in *in vitro* or *in vivo* genotoxicity assays.

### CARCINOGENICITY

#### ANIMAL

##### Acids

##### Phosphoric Acid

According to one source, no carcinogenic potential was demonstrated in limited feeding studies involving rats treated with Phosphoric Acid or several of its salts. However, in rodents treated orally, several phosphates have been shown to promote the effects of known carcinogenicity.<sup>59</sup> Pertinent details were not included in this BIBRA Toxicity Profile abstract on phosphoric acid and common inorganic phosphates.

##### Sodium Salts

##### Disodium Phosphate and Tetrasodium Pyrophosphate

An oral feeding study involving groups of 10 male and 10 female rats fed various concentrations of a mixed preparation (33% Potassium Metaphosphate + 67% Tetrasodium Pyrophosphate [in Sherman diet]) was conducted.<sup>8,60</sup> The following diets were fed to the rats:

- 0.5% commercial preparation (effective concentration [Potassium Metaphosphate] =  $0.5\% \times 33\% = 0.17\%$ ; effective concentration [Tetrasodium Pyrophosphate] =  $0.5\% \times 67\% = 0.34\%$ )
- 1% commercial preparation (effective concentration [Potassium Metaphosphate] =  $1\% \times 33\% = 0.33\%$ ; effective concentration [Tetrasodium Pyrophosphate] =  $1\% \times 67\% = 0.67\%$ )
- 5% commercial preparation (effective concentration [Potassium Metaphosphate] =  $5\% \times 33\% = 1.7\%$ ; effective concentration [Tetrasodium Pyrophosphate] =  $5\% \times 67\% = 3.4\%$ )

From each dietary group, a second and third generation were produced and feeding was continued. For all dietary groups, the tumor incidence was not greater than that observed in control animals. Additional study details were not provided.

### **Pentasodium Triphosphate**

Groups of weanling rats of the Rochester strain (number not stated) were maintained on a diet supplemented with 0.05%, 0.5%, or 5% Pentasodium Triphosphate for 2 years.<sup>61</sup> The carcinogenesis indexes were similar to the frequencies expected for aging rats, and did not vary among dietary groups.

### **Sodium Hexametaphosphate**

Groups of weanling rats (males and females; number and strain not stated) were fed a diet containing 0.05%, 0.5%, or 5% Sodium Hexametaphosphate for 2 years.<sup>61</sup> There was no correlation between the dietary level of Sodium Hexametaphosphate and tumor incidence.

### **Sodium Trimetaphosphate**

A diet containing 0.1%, 1%, or 10% Sodium Trimetaphosphate was fed to groups of weanling rats (number and strain not stated) for 2 years. There was no correlation between the dietary level of Sodium Trimetaphosphate and tumor incidence.<sup>61</sup>

### **Sodium Metaphosphate**

Calcium sodium metaphosphate (CSM) fiber is a manmade inorganic fiber composed of condensed polyphosphate chains in a specific crystal lattice.<sup>62</sup> Male and female Fischer 344 rats (80/sex/group) were exposed (inhalation) to CSM fiber 6 h/day, 5 days/week at target-exposure levels of 0, 1, 5, or 25 mg/m<sup>3</sup> (corresponding to 0, 27, 80, and 513 fibers/cc, respectively) for 24 months. At 3 and 12 months, 10 rats/sex/group were killed and, at 18 and 24 months, 5 rats/sex/group were killed. Additionally, 5 rats/sex/group were removed from exposure at 18 months and maintained for a 6-month recovery period. No increase in tumors (benign or malignant) was observed in this study.

## **Tumor Promotion**

### **Potassium Salts**

#### **Dipotassium Phosphate**

In a tumor promotion study involving groups of 20 uni-nephrectomized male rats, the following diets were used:<sup>18,63</sup>

- Group I: 1,000 ppm *N*-ethyl-*N*-hydroxyethylnitrosamine (EHEN) diet (2 weeks) + 50,000 ppm Dipotassium Phosphate diet (18 weeks)
- Group II: Basal diet (2 weeks) + 50,000 ppm Dipotassium Phosphate (18 weeks)
- Group III: 1,000 ppm EHEN diet (2 weeks) + the basal diet (18 weeks)
- Group IV: Basal diet (20 weeks)

The rats were fed EHEN (1,000 ppm) in the diet for 2 weeks, and the left kidney was removed at week 3. After nephrectomy, the rats were fed Dipotassium Phosphate (50,000 ppm) in the diet for 18 weeks (from weeks 3 to week 20). A control group of 20 rats received basal diet only after EHEN administration and nephrectomy. The mean relative kidney weight per body weight in group I was significantly greater when compared to group III. Additionally, the mean kidney weight in group II was significantly greater when compared to group IV. The numbers of simple hyperplastic foci and adenomatous hyperplastic foci in group I animals were statistically significantly greater ( $p < 0.05$ ) when compared to group III. The incidence of renal cell tumors was 30% in group I. Nephropathy, lymphocyte accumulation, hyaline droplets in proximal convoluted tubular cells, and dilatation of the proximal convoluted tubular cells were observed in the cortex of group I and group II animals. Calcification was observed in the renal medulla and cortex of groups I and II. It was concluded that Dipotassium Phosphate promoted the development of renal tubular cell tumors. The authors noted that the results documented in this study clearly suggest a link between toxicity-dependent proliferation and promoting ability.

In a medium-term bioassay for renal tumorigenesis, the feeding of male Wistar rats with 5% potassium dibasic phosphate in the diet promoted the development of preneoplastic lesions.<sup>64</sup> These study results were obtained from the limited details found in the English abstract of a Japanese publication.

### **Phosphate**

A study was performed to elucidate the potential effects of high dietary phosphate ( $P_i$ ) on the development of lung cancer.<sup>65</sup> The first experiment involved two groups of male *K-ras*<sup>LA1</sup> mice (9 per group). One group received an AIN93-based diet containing 0.5%  $P_i$  (normal  $P_i$ ), and the other group received the same diet fortified with 1%  $P_i$  (high  $P_i$ ). Both diets were fed to the mice for 4 weeks, after which the animals were killed. Blood samples were obtained and necropsy was performed. Tumor lesions of lung surfaces were counted and the diameter of each lesion was measured. A lobe of the left lung was prepared for histopathological examination and immunohistochemistry. The diet containing 1%  $P_i$  increased lung tumor progression and growth, when compared with the diet containing 0.5%  $P_i$ . Histopathological examination results showed that pulmonary tumor progression was markedly stimulated by 1%  $P_i$  in the diet. The number and size (at least 1.5 mm in diameter) of lung surface tumor lesions (adenomas) increased significantly ( $P < 0.05$ ).  $P_i$  (1%) in the diet also had the

following effects: (1) increased the sodium-dependent inorganic phosphate transporter-2b protein levels in the lungs; (2) stimulated pulmonary protein kinase B (Akt; known to regulate cell cycle progression) activity, while suppressing (a) the protein levels of tumor suppressor phosphatase and tensin homolog deleted on chromosome 10 and (b) the Akt binding partner carboxyl-terminal modulator protein, resulting in facilitated cap-dependent protein translation; and (3) significantly ( $P < 0.05$ ) stimulated cell proliferation in the lungs of K-ras<sup>LA1</sup> mice.

In a second study (urethane-induced lung cancer model), A/J mice were injected intraperitoneally with urethane (1 mg/g body weight) in saline. At 4 weeks post-injection, the mice were divided into 2 groups (7 mice per group) and fed 1%  $P_i$  and 0.5%  $P_i$  in the diet, respectively, for 4 weeks. The effect of high dietary  $P_i$  on lung tumorigenesis was confirmed in this experiment.  $P_i$  (1%) in the diet statistically significantly increased ( $P < 0.05$ ) tumor development. Both the mean number of tumors and the mean tumor diameter (at least 1 mm in diameter) increased statistically significantly ( $P < 0.05$ ). Histopathological examination results also showed that pulmonary tumor progression was stimulated. The authors noted that the results of this study indicate that high dietary  $P_i$  strongly activated Akt signaling and increased lung tumorigenesis.<sup>65</sup>

## **OTHER RELEVANT STUDIES**

### **Cytotoxicity**

#### **Calcium Phosphate and Dicalcium Phosphate Dihydrate**

The cytotoxicity of the following mixture was evaluated using a mouse L-929 cell suspension: Tricalcium Phosphate (90%;  $\alpha$ -) and Dicalcium Phosphate Dihydrate (10%) in a solution containing chondroitin sulfate (5%) and sodium succinate (12%).<sup>66</sup> Cell morphology was evaluated at 24 h; the affected area of the cell layer was determined using microscopy. Contracted cells, rounded cells with dark nuclei, and broken cells were considered damaged cells. A very low degree of cytotoxicity (mild cytotoxicity) was observed.

#### **Calcium Pyrophosphate**

The cytotoxicity of Calcium Pyrophosphate was studied using Chinese hamster ovary K-1 cells.<sup>11</sup> Cytotoxicity potential was determined quantitatively by cytolethality (expressed as the cytotoxicity index [ $IC_{50\%}$ ]) using a colony suppression assay. The  $IC_{50\%}$  is defined as the concentration that is necessary to kill half of the cell population or the concentration that suppresses colony formation to 50% of the control value. Phenol solution (0.02%) and alumina extracts served as positive and negative controls, respectively. Calcium Pyrophosphate was not cytotoxic ( $IC_{50\%} = 100$ ). The positive and negative controls performed as expected.

## **DERMAL IRRITATION AND SENSITIZATION STUDIES**

Skin irritation and sensitization data on Phosphoric Acid and its ammonium, sodium, potassium, calcium, and magnesium salts are presented in Table 10. A broad range of reactions (from irritation/no irritation (Phosphoric acid and salts) to irritating/corrosive (Phosphoric Acid) effects) reported for phosphoric acid or its salts at concentrations within and outside of the range of those used in cosmetic products. Phosphoric acid was an irritant at concentrations as low as 2.5%; however, the pH of the test substance was low, pH of 2.1.<sup>67</sup> The corrosive effect of Phosphoric Acid was observed at concentrations ranging from 17.5% (pH of 0.6 to 0.2) to 100%.<sup>50,67</sup> The sodium salts were non-irritating (Sodium Phosphate)<sup>50</sup> to moderately irritating (Disodium Phosphate)<sup>50</sup>, and the potassium and calcium salts were non-irritating (Potassium Phosphate and Dicalcium Phosphate)<sup>50</sup> to mildly irritating (Dipotassium Phosphate and Calcium Phosphate)<sup>50</sup> to rabbit skin. The ammonium salts (Ammonium Phosphate and Diammonium Phosphate) were non-irritating to mildly irritating to rabbit skin.<sup>50</sup> The magnesium salts of Phosphoric Acid (Magnesium Phosphate and Trimagnesium Phosphate) were non-irritating to the skin of rabbits.<sup>50</sup> Pentasodium Triphosphate (50% solution) and Sodium Metaphosphate (1% solution) were mildly irritating to the skin of human subjects.<sup>32</sup> Phosphoric Acid was not sensitizing in human subjects,<sup>50,68</sup> and Sodium Phosphate (10% in propylene glycol) was not sensitizing in the local lymph node assay.<sup>69</sup>

## **OCULAR IRRITATION**

### **ANIMAL**

Ocular irritation data on phosphoric acid and its ammonium, sodium, potassium, calcium, and magnesium salts are presented in Table 11. Phosphoric Acid was corrosive to the eyes of rabbits at concentrations in the 70% - 85% range,<sup>50, 70,71</sup> but was non-irritating at concentrations of 10% and 17%.<sup>67,70</sup> None of the salts of Phosphoric Acid was found to be corrosive to the eyes of rabbits. However, ocular irritation was observed; for example, Tetrasodium Pyrophosphate was irritating at a concentration of 10% and Trisodium Phosphate was irritating at concentrations of 10% and 15%.<sup>32,50</sup>

## **MUCOSAL IRRITATION**

### **HUMAN**

#### **Phosphoric Acid**

Phosphoric Acid (50%) was applied to the gingival tissue and teeth of 26 orthodontic patients.<sup>3</sup> The 90-second contact period for the acid was followed by rinsing. No demonstrable test substance-related effect on treated tissues was observed during the 7-day observation period.

#### **Tetrasodium Pyrophosphate**

#### **Tetrapotassium Pyrophosphate**

Some non-prescription dentifrices, particularly pyrophosphate-based tartar control toothpastes, may be irritating to oral tissues.<sup>35</sup> The following clinical observations were made in patients (number not stated) at a dental clinic that frequently uses tartar control toothpastes containing Tetrasodium Pyrophosphate and/or Tetrapotassium Pyrophosphate: pale gingival tissues, mucosal sloughing, small blisters, dryness of oral tissues, and/or free-gingival-margin erythema. Subjective symptoms included a painful, burning sensation of oral tissues (most commonly gingival mucosa); a generalized, non-specific sensitivity or odd feeling to teeth and/or soft tissues; and sensations of “itchy” oral tissues. Patient complaints averaged approximately 5 per week over a 2-year period. Amelioration of the patients’ chief symptoms occurred rapidly upon switching to a non-tartar control toothpaste.

## **CLINICAL REPORTS**

### **Calcium Pyrophosphate**

The articular deposition of Calcium Pyrophosphate (Calcium Pyrophosphate deposition disease [CPPD]) is a common age-related phenomenon. Frequently, this disease is asymptomatic and unassociated with structural joint damage.<sup>72,73</sup> Acute attacks of synovitis, resulting in pseudogout, are observed.<sup>74</sup> These attacks are often provoked by local trauma or surgery and commonly involve the knee, and, less often, the wrist, hip, shoulder, and elbow.

### **Sodium Phosphate**

A systematic review of adverse event reports relating to oral Sodium Phosphate (used for bowel cleansing prior to colonoscopy) was performed.<sup>75</sup> Fifty-eight publications of significant events in 109 patients who used Sodium Phosphate were identified. Between January of 2006 and December of 2007, the most commonly reported findings were electrolyte disturbances, renal failure, and colonic ulceration. The number of cases of renal failure reported to FDA during this period was 171.

A retrospective study of renal adverse event reports was performed using the FDA Adverse Event Reporting System, a voluntary reporting system available for public access.<sup>76</sup> A total of 2,097,223 files (years 2004–2008 and the first 9 months of 2009) from FDA’s website were examined. Of the 178 patients (71% women) on sodium phosphate tablets identified, an increasing number of renal adverse drug reactions associated with tablet preparations were reported each year. In 2006, nine of 74 (12%) renal adverse drug reactions (ADRs) were reported to be from ingesting tablets; results for subsequent years were as follows: 40 of 181 (22%) [2007], 46 of 148 (31%) [2008], and 60 of 795 (7.55%) [2009]. The mean weight for women with renal complications from tablet preparations was  $68.57 \pm 1.78$  kg, statistically significantly lower than the national average weight of  $74 \pm 0.5$  kg for the same age group ( $P = 0.003$ ) in the National Health and Nutrition Examination Survey. It was concluded that renal adverse drug reactions from sodium phosphate tablets were more common in women with a mean body weight lower than the national average weight.

In more recent studies, 10 adult cases of acute phosphate nephropathy, associated with acute renal failure, following administration of a Sodium Phosphate preparation before colonoscopy, and a case series of 3 children with severe hyperphosphatemia and hypocalcemia after the use of Sodium Phosphate-containing laxatives were reported.<sup>77,78</sup> Acute renal failure due to phosphate nephropathy following bowel cleansing with an oral Sodium Phosphate solution was reported in another patient.<sup>79</sup> Electron microscopy of a kidney biopsy sample revealed membranous glomerulonephritis and Calcium Phosphate deposits were observed in tubular cells and in tubules. Phosphate remained elevated for 11 days; other electrolyte levels were normal. A biopsy taken only 2 months before the acute kidney disease showed no sign of the Calcium Phosphate deposits in the second biopsy. It was concluded that the phosphate load given to the patient was responsible for the biopsy findings.



## **EPIDEMIOLOGY**

### **Acids**

#### **Phosphoric Acid**

In the 1980s, a large population-based case-control study in Montreal was performed to explore the possible associations among hundreds of occupational substances and multiple cancer sites,<sup>80</sup> and an analysis of the occupational information collected in this study (focusing on renal cell cancer) was subsequently performed.<sup>80</sup> In this study, the following individuals were interviewed: 142 male patients with pathologically confirmed renal carcinoma; 1900 controls with cancer at other sites; and 533 population-based controls. Logistic regression results for exposure to selected substances were presented, including the following 2 sets of odds ratios: (1) OR<sub>1</sub> (95% confidence interval [CI]): Odds ratios (adjusted for respondent status, age, smoking and body mass index [BMI]) and 95% CI; (2) OR<sub>2</sub> (95%CI): Odds ratios (adjusted for respondent status, age, smoking, BMI and occupational confounders) and 95% CI. The authors concluded that there was evidence of excess risk for renal cell carcinoma following workplace exposure to Phosphoric Acid, as indicated by the following odds ratios: The OR<sub>1</sub> value reported for phosphoric acid was 3.4 (1.3-9.2), and an OR<sub>2</sub> value of 2.4 (0.8-7.0) was reported.<sup>80</sup>

In the International Agency for Research on Cancer (IARC) monograph on occupational exposures to mists and vapors from sulfuric acid and other inorganic acids (including Phosphoric Acid), several questionable epidemiological studies in the phosphate fertilizer manufacturing industry showed excess lung cancer; but, IARC did not classify Phosphoric Acid as carcinogenic.<sup>81</sup> However, IARC did conclude that occupational exposure to strong-inorganic-acid mists containing sulfuric acid is carcinogenic to humans.

### **Phosphates**

Cancer morbidity and mortality were studied in a population of employees of phosphate ore mining and processing operations in Central Florida.<sup>82</sup> The workers involved in the study were employed by participating phosphates companies between 1950 and 1979, and the study population consisted of 3541 male employees who had worked for 6 months or more. Based upon an industrial hygiene analysis, only drying/shipping, chemical/fertilizer, and maintenance job categories were found to have the potential for exposure to high levels of dust, chemical fumes, or radiation. Cancer incidence was traced using questionnaires confirmed by medical records, and by tumor registry searches. Standardized incidence ratios (SIRs) were calculated. To estimate the study population's risk in relation to general rates in the United States, standardized mortality ratios (SMRs) adjusted for age and calendar time were calculated. The SMRs were tested for statistical significance at the 0.05 level using the Poisson distribution. Statistically significant elevations in lung cancer (standardized mortality ratio = 1.62) and emphysema were observed when compared to rates in the United States. For workers employed over a period of 20 years, there was a dose-response trend of increasing lung cancer risk with increasing duration of employment (standardized mortality ratio = 2.48, with 20 years of employment). There was no evidence of excess lung cancer risk among employees who were hired after 1960. The authors noted that multivariate analyses and internal comparisons of risk by job type were consistent with a hypothesis of occupationally-related lung cancer, but that the small numbers prevented firm conclusions.

## **RISK ASSESSMENT**

### **Phosphates, Diphosphates, and Polyphosphates**

#### **ORAL**

Phosphates, diphosphates (i.e., pyrophosphates), and polyphosphates (e.g., metaphosphates) were evaluated by the Joint FAO/WHO Expert Committee on Food Additives.<sup>83</sup> A maximum tolerable daily intake (MTDI) of 70 mg/kg was determined, based on the lowest concentration of phosphorus (6600 mg/day) that caused nephrocalcinosis in rats. "The MTDI is expressed as phosphorus and applies to the sum of phosphates naturally present in food and the phosphates derived from use of these food additives." The FAO/WHO Expert Committee considered establishing an average daily intake (ADI) to be inappropriate because phosphorus (as phosphates) is an essential nutrient and an unavoidable constituent of food. The Federation of American Societies for Experimental Biology (FASEB) estimate of maximum tolerable daily intake of phosphates in man is also 70 mg/kg.<sup>84</sup>

#### **INHALATION**

#### **Phosphoric Acid**

The EPA calculated an inhalation reference concentration (RfC) of  $1 \times 10^{-2}$  mg/m<sup>3</sup> for Phosphoric Acid (the critical effect is bronchiolar fibrosis).<sup>85</sup> Development of an inhalation RfC involves evaluating toxic effects inside the respiratory system (port-of-entry effects) and outside the respiratory system (extra-respiratory effects). In general, the RfC is an estimate (with uncertainty spanning perhaps an order of magnitude) of a daily inhalation exposure of the human population (including sensitive subgroups) that is likely to be without an appreciable risk of deleterious effects over a lifetime of exposure. The

calculated RfC for Phosphoric Acid is based on inhalation toxicity data summarized in the Repeated Dose Toxicity Section of this safety assessment.<sup>86</sup> Based on the histologic lesions in the tracheobronchiolar region, 180 mg/m<sup>3</sup> was the LOEL, and 50 mg/m<sup>3</sup> was the NOAEL in this study.

## **SUMMARY**

The safety of 31 ingredients, Phosphoric Acid and its salts, as used in cosmetics is reviewed in this safety assessment. The functions of these ingredients in cosmetic products frequently include buffering agents, corrosion inhibitors, chelating agents, and pH adjusters.

According to the 2016 VCRP data, the greatest reported use frequency is for Phosphoric Acid (489 formulations, mostly rinse-off), followed by Dicalcium Phosphate (327 formulations, mostly leave-on). Lower use frequencies were reported for the remaining salts. The results of a concentration of use survey provided in 2015 indicate that Dicalcium Phosphate Dihydrate has the highest maximum concentration of use; it is used at concentrations up to 49% in rinse-off products (dentifrices).

Phosphoric Acid ionizes and is then absorbed as phosphate and hydronium ions through mucous membranes. Some of the phosphate and hydronium ions are conjugated in the liver and then excreted in the urine. Following the absorption of phosphates from the gastrointestinal tract, phosphate combines with calcium to form calcium hydrogen orthophosphate in bones and teeth. Free orthophosphate is the primary form by which dietary P<sub>i</sub> is absorbed. In general, approximately two thirds of the ingested phosphate is absorbed from the gastrointestinal tract in adults, and absorbed phosphate is almost entirely excreted in the urine.

In acute inhalation toxicity studies, at the highest lethal concentrations, Phosphoric Acid caused tracheal lesions in rabbits, rats, and mice, but not in guinea pigs. Overall, the data suggest that the sodium, potassium, and calcium salts exhibit a low potential for inhalation toxicity. The EPA has calculated an inhalation reference concentration (RfC) of  $1 \times 10^{-2}$  mg/m<sup>3</sup> for Phosphoric Acid, based on the results from two parallel 13-week inhalation toxicity studies involving rats. In general, the RfC is an estimate of a daily inhalation exposure of the human population that is likely to be without an appreciable risk of deleterious effects during a lifetime.

In acute oral toxicity studies involving rats, the LD<sub>50</sub> for Phosphoric Acid ranged from 1530 mg/kg to 4400 mg/kg. The oral LD<sub>50</sub> for Phosphoric Acid in rabbits was 2740 mg/kg. The oral LD<sub>50</sub> for the ammonium salts of Phosphoric Acid in studies involving rats ranged from 5750 mg/kg (Ammonium Phosphate) to > 25,100 mg/kg (Diammonium Phosphate). Sodium salts of Phosphoric Acid were administered to rats, mice, hamsters and guinea pigs in acute oral toxicity studies, and LD<sub>50</sub> values ranged from 1300 mg/kg (Tetrasodium Pyrophosphate (mice)) to 10,600 mg/kg (Sodium Trimetaphosphate [rats]). For potassium salts of Phosphoric Acid administered orally in studies involving rats or mice, acute oral LD<sub>50</sub> values ranged from 1,000 mg/kg (Tetrapotassium Pyrophosphate, involving mice) to 7,100 mg/kg (Potassium Phosphate [rats]). In acute oral toxicity studies on calcium salts of Phosphoric Acid involving rats or mice, LD<sub>50</sub> values ranged from 2,170 mg/kg (Calcium Phosphate [rats]) to > 10,000 mg/kg (Calcium Pyrophosphate (rats)). LD<sub>50</sub> values for Magnesium Phosphate in studies involving rats ranged from > 1,000 mg/kg (Magnesium Phosphate) to > 10,000 mg/kg (Trimagnesium Phosphate).

The feeding of Phosphoric Acid at concentrations up to 0.75% in the diet of rats for 52 weeks yielded a NOEL of 338 mg/kg/day. A NOAEL of 105 mg/kg/day was reported in a study in which sheep received doses of Phosphoric Acid up to 211 mg/kg/day for 70 days. A NOAEL of 250 mg/kg/day was reported for groups of rats that received Diammonium Phosphate at doses up to 1500 mg/kg/day for 35 days. The average weight of the parathyroid glands (only parameter assessed) was 235% of control values in rabbits that received oral doses of Diammonium Phosphate up to 700 mg/kg/day for up to 16 months.

A study of rats fed Disodium Phosphate or Disodium Pyrophosphate (up to 5% in the diet) for 100 days resulted in an LOEL (renal histopathology) of < 2571 mg/kg/day (Disodium Phosphate) and an LOEL (renal histopathology) = 450 mg/kg/day (Disodium Pyrophosphate). When Disodium Phosphate, Pentasodium Triphosphate, or Tetrasodium Pyrophosphate was administered to rats at concentrations up to 5% in the diet for 39 weeks, a LOEL of 495 mg/kg/day was reported. Of the NOELs determined in rat studies, the highest NOEL (338 mg/kg/day) was reported in a study in which rats were fed Phosphoric Acid at concentrations up to 0.75% in the diet daily for > 52 weeks. The highest NOAEL (2623 mg/kg/day) was reported in a study in which rats were fed Dipotassium Phosphate at concentrations up to 5.1% in the diet daily for 150 days. In studies involving dogs, a NOAEL of 100 mg/kg/day was reported for the following sodium salts, each of which was administered orally at a dose of 100 mg/kg/day for 30 days: Pentasodium Triphosphate, Sodium Polyphosphate/Sodium Hexametaphosphate, and Sodium Trimetaphosphate. Kidney damage (nephrocalcinosis) was a common finding in repeated dose oral toxicity studies involving sodium salts of Phosphoric Acid. The feeding of commercial preparations, to rats, containing effective concentrations of up to 3.4% Tetrasodium Pyrophosphate and 1.7% Potassium Metaphosphate also resulted in nephrocalcinosis.

When potassium salts of Phosphoric Acid were fed in the diet of rats at concentrations ranging from 0.6% to 10%, nephrocalcinosis/nephrotoxicity was observed at concentrations of 5% (Tetrapotassium Pyrophosphate (daily doses; number

of days not stated)) and 10% (Tetrapotassium Pyrophosphate [daily doses; number of days not stated] or Dipotassium Phosphate (8 weeks)). Nephrocalcinosis was also observed in dogs that were fed a diet providing Dipotassium Phosphate at a dose of 800 mg/kg/day. There were basically no adverse findings in rats/monkeys fed calcium salts of Phosphoric Acid in the diet (up to 0.8% calcium and 1.30% phosphorus). The same was true for rats that received Dicalcium Phosphate or Tricalcium Phosphate at doses up to 1000 mg/kg/day.

In acute dermal toxicity studies involving rabbits, an LD<sub>50</sub> of 2740 mg/kg and an LD<sub>50</sub> > 3160 mg/kg were reported for Phosphoric Acid. For ammonium salts of Phosphoric Acid, the dermal LD<sub>50</sub> for rats was > 5000 mg/kg (rats) and ranged from > 7940 mg/kg to > 10,000 mg/kg for rabbits. Dermal LD<sub>50</sub> values ranging from > 300 mg/kg to > 7940 mg/kg (rabbits) were reported for sodium salts of Phosphoric Acid. The dermal administration of potassium salts of Phosphoric Acid to rabbits resulted in dermal LD<sub>50</sub> values ranging from > 300 mg/kg to > 10,000 mg/kg. Dermal LD<sub>50</sub> values ranging from > 300 mg/kg to > 7940 mg/kg were reported for calcium salts of Phosphoric Acid. LD<sub>50</sub> values ranging from > 2000 mg/kg to > 7940 mg/kg were reported for magnesium salts of Phosphoric Acid.

The teratogenicity of ammonium, sodium, potassium, and calcium salts of Phosphoric Acid was assessed primarily using rats and mice; however, rabbits and hamsters were also used. These salts did not produce teratogenic effects *in vivo*, and the highest dose tested was Diammonium Phosphate at 1500 mg/kg/day for 35 days. However, the following salts of Phosphoric Acid were teratogenic to chick embryos: Tetrasodium Pyrophosphate (injection of 5 mg/egg), Sodium Hexametaphosphate (injection of 0.5 to 10 mg/egg), Sodium Phosphate (injection of 0.5 to 10 mg/egg), Potassium Phosphate (injection of 10 mg/egg), Calcium Phosphate (injection of 2.5 mg/egg), and Tricalcium Phosphate (injection of 2.5 mg/egg).

Both *in vitro* and *in vivo* genotoxicity data on Phosphoric Acid and its ammonium, sodium, potassium, and calcium salts are available. The *in vitro* tests included the Ames/Salmonella mutagenicity assay (with and without metabolic activation), the *Saccharomyces cerevisiae* mutagenicity assay (with and without metabolic activation), the chromosome aberrations assay (Chinese hamster fibroblasts), and the *in vitro* cytogenetics assay (human lung cells). The *in vivo* tests included the dominant lethal test (rats), host-mediated assay (mice), and the mouse translocation test. Phosphoric Acid and its ammonium, sodium, potassium, and calcium salts did not produce positive responses in *in vitro* or *in vivo* genotoxicity assays.

In an oral carcinogenicity study, rats were fed mixtures containing up to 1.7% Potassium Metaphosphate and up to 5% Tetrasodium Pyrophosphate. Feeding was continued through the second and third generations produced. For all dietary groups, the tumor incidence was similar to control animals. When groups of rats were fed Pentasodium Triphosphate or Sodium Hexametaphosphate at concentrations up to 5% for 2 years, there was no correlation between concentration in the diet and tumor incidence. The same was true for rats fed a diet containing up to 10% Sodium Trimetaphosphate.

The results of a study on high dietary P<sub>i</sub> intake and the development of lung cancer in mice indicated that high dietary P<sub>i</sub> strongly activated Akt signaling and increased lung tumorigenesis.

In a population-based case-control study, workplace exposure to Phosphoric Acid produced some evidence of excess risk of renal cell carcinoma. Furthermore, in an IARC monograph on occupational exposure to Phosphoric Acid and other inorganic acids, there were several questionable epidemiological studies of the phosphate fertilizer manufacturing industry that showed excess lung cancer. However, IARC did not classify Phosphoric Acid as carcinogenic. Dipotassium Phosphate, given in the diet (containing the carcinogen, EHEN) of male rats, promoted the development of renal tumors.

Skin irritation and sensitization data on Phosphoric Acid and its ammonium, sodium, potassium, calcium, and magnesium salts are available, and a broad range of reactions (non-irritating to corrosive) have been reported. Phosphoric Acid was classified as non-irritating or corrosive. Phosphoric acid was an irritant at concentrations as low as 2.5%; however, the pH of the test substance was low, pH of 2.1. The corrosive effect of Phosphoric Acid was observed at concentrations ranging from 17.5% (pH of 0.6 to 0.2) to 100%, but 19% Phosphoric Acid was non-irritating. The sodium salts were non-irritating to moderately irritating, and the potassium and calcium salts were non-irritating to mildly irritating to rabbit skin. The magnesium salts of Phosphoric Acid were non-irritating to the skin of rabbits. Pentasodium Triphosphate and Sodium Metaphosphate were mildly irritating to the skin of human subjects. Phosphoric Acid was a non-sensitizer in human subjects, and Sodium Phosphate was a non-sensitizer in the local lymph node assay.

Phosphoric Acid was corrosive to the eyes of rabbits at concentrations in the 70% - 85% range, but was non-irritating at concentrations of 10% and 17%. None of the salts of Phosphoric Acid was found to be corrosive to the eyes of rabbits. However, ocular irritation was observed; for example, Tetrasodium Pyrophosphate was irritating at a concentration of 10% and Trisodium Phosphate was irritating at concentrations of 10% and 15%.

Renal failure has resulted from the use of sodium-phosphate-containing colonoscopy preparations. Other case reports have indicated that some non-prescription dentifrices, particularly pyrophosphate-based tartar control toothpastes, may be irritating (erythema, burning, and mucosal sloughing) to oral tissues. The clinical findings relate to tartar control toothpastes containing Tetrasodium Pyrophosphate and/or Tetrapotassium Pyrophosphate.

## **DISCUSSION**

The Panel noted the broad range of results (from irritation/no irritation to irritating/corrosive effects) reported for Phosphoric Acid or its salts at concentrations within and outside of the range of those used in cosmetic products. The results of a concentration of use survey provided by the Council in 2015 indicate that Dicalcium Phosphate Dihydrate has the highest maximum concentration of use; it is used at concentrations up to 49% in rinse-off products (dentifrices). Phosphoric acid was an irritant at concentrations as low as 2.5%; however, the pH of the test substance was low, pH of 2.1. The corrosive effect of Phosphoric Acid was observed at concentrations ranging from 17.5% (pH of 0.6 to 0.2) to 100%. For salts of Phosphoric Acid, skin irritation was observed at concentrations ranging from 1% to 50% and ocular irritation was observed at concentrations as low as 10% and 15%.

The Panel noted that test animals fed high concentrations of Phosphoric Acid in the diet exhibited renal damage and evidence of the tumor-promoting potential of Phosphoric Acid. The oral exposures to Potassium Phosphate in one of these studies promoted the development of kidney tumors initiated by treatment with a potent renal carcinogen. The Panel also discussed animal studies on Potassium Phosphate indicating that this salt was not associated with renal damage or cancer, and one epidemiological study suggesting an association between occupational exposures to Phosphoric Acid and kidney and lung cancer. The Panel concluded that renal toxicity and tumor promotion would not be expected from exposures to cosmetic products containing phosphoric acid or its salts, because such exposures can reasonably be anticipated to be substantially lower than those associated with adverse effects in these studies.

Concern about heavy metals that may be present in salts of Phosphoric Acid was expressed by the Panel. They stressed that the cosmetics industry should continue to use current good manufacturing practices (cGMPs) to limit impurities in the ingredient before blending into cosmetic formulations.

The Panel discussed the issue of incidental inhalation exposure from propellant and pump hair sprays and face powders. The Panel considered inhalation toxicity data and pertinent data indicating that incidental inhalation exposures to these ingredients in such cosmetic products would not cause adverse health effects, including acute inhalation toxicity data on Phosphoric Acid and its salts and data characterizing the potential for these ingredients to cause acute and repeated dose oral toxicity, and ocular or dermal irritation or sensitization. The Panel noted that droplets/particles from spray and loose-powder cosmetic products would not be respirable to any appreciable amount. Coupled with the small actual exposure in the breathing zone and the concentrations at which the ingredients are used, the available information indicates that incidental inhalation would not be a significant route of exposure that might lead to local respiratory or systemic effects. A detailed discussion and summary of the Panel's approach to evaluating incidental inhalation exposures to ingredients in cosmetic products is available at <http://www.cir-safety.org/cir-findings>.

## **CONCLUSION**

The CIR Expert Panel concluded that the following 31 ingredients are safe in the present practices of use and concentration in cosmetics as described in this safety assessment, when formulated to be non-irritating.

|                               |                             |                              |
|-------------------------------|-----------------------------|------------------------------|
| Phosphoric Acid               | Disodium Phosphate          | Potassium Polyphosphate*     |
| Ammonium Phosphate            | Disodium Pyrophosphate      | Sodium Hexametaphosphate     |
| Dicalcium Phosphate           | Magnesium Hydrogen          | Sodium Metaphosphate         |
| Calcium Dihydrogen Phosphate  | Phosphate*                  | Sodium Polyphosphate*        |
| Calcium Phosphate             | Magnesium Phosphate*        | Sodium Phosphate             |
| Calcium Potassium Sodium      | Metaphosphoric Acid*        | Sodium Trimetaphosphate*     |
| Phosphate*                    | Pentapotassium Triphosphate | Tetrapotassium Pyrophosphate |
| Calcium Pyrophosphate         | Pentasodium Triphosphate*   | Tetrasodium Pyrophosphate    |
| Diammonium Phosphate          | Phosphate Buffered Saline*  | Tricalcium Phosphate         |
| Dicalcium Phosphate Dihydrate | Potassium Metaphosphate     | Trimagnesium Phosphate       |
| Dipotassium Phosphate         | Potassium Phosphate         | Trisodium Phosphate          |

\*Not reported to be in current use. Were ingredients in this group not in current use to be used in the future, the expectation is that they would be used in product categories and at concentrations comparable to others in this group.

## TABLES

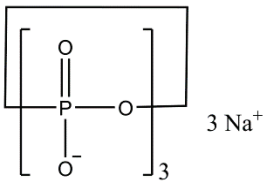
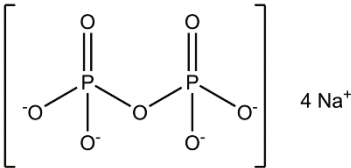
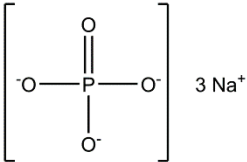
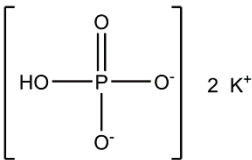
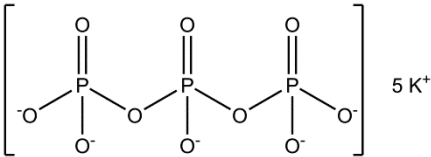
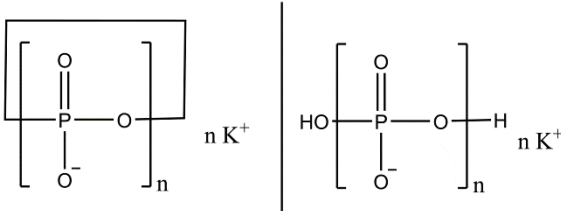
**Table 1. Definitions, Structures, and functions of the ingredients in this safety assessment.<sup>1,6</sup>**

| Ingredient/CAS No.   | Definition & Structure  | Function  |
|--|---|---|
| <b>Acids</b>   |   |   |
| Phosphoric Acid<br>7664-38-2                               | <p>Phosphoric Acid is the inorganic acid that conforms to the formula:</p> $\begin{array}{c} \text{O} \\ \parallel \\ \text{HO}-\text{P}-\text{OH} \\   \\ \text{OH} \end{array}$ <p>[Commonly called orthophosphoric acid]</p>   | Fragrance<br>Ingredients; pH<br>Adjusters   |
| Metaphosphoric Acid<br>10343-62-1<br>37267-86-0            | <p>Metaphosphoric Acid is the inorganic acid that conforms to the formula:</p> <div style="display: flex; align-items: center; justify-content: center;"> <div style="text-align: center;"> <math display="block">\left[ \begin{array}{c} \text{O} \\ \parallel \\ \text{P}-\text{O} \\   \\ \text{OH} \end{array} \right]_n</math> </div> <div style="margin: 0 10px;"> </div> <div style="text-align: center;"> <math display="block">\text{HO}-\left[ \begin{array}{c} \text{O} \\ \parallel \\ \text{P}-\text{O} \\   \\ \text{OH} \end{array} \right]_n-\text{H}</math> </div> </div> <p>[“Metaphosphoric” is a term used for a series of condensed protonated phosphates prepared by dehydration of orthophosphates; differing reaction conditions lead to various cyclic or linear polymeric structures. True metaphosphates, with the general formula, (MHPO<sub>3</sub>)<sub>n</sub>, are cyclic polymers. Commonly “n” is 3.]</p> | pH Adjusters  |
| <b>Ammonium Salts</b>                                      |   |   |
| Ammonium Phosphate<br>7722-76-1                            | <p>Ammonium Phosphate is an inorganic salt that conforms to the formula:</p> $\left[ \begin{array}{c} \text{O} \\ \parallel \\ \text{HO}-\text{P}-\text{O}^- \\   \\ \text{OH} \end{array} \right] \text{NH}_4^+$ <p>[Commonly called ammonium dihydrogen orthophosphate]</p>   | Buffering<br>Agents; Oral<br>Care<br>Agents; pH<br>Adjusters                            |
| Diammonium Phosphate<br>7783-28-0                          | <p>Diammonium Phosphate is the inorganic salt that conforms to the formula:</p> $\left[ \begin{array}{c} \text{O} \\ \parallel \\ \text{HO}-\text{P}-\text{O}^- \\   \\ \text{O}^- \end{array} \right] 2 \text{NH}_4^+$ <p>[Commonly called ammonium hydrogen orthophosphate]</p>   | Buffering<br>Agents; Corrosion<br>Inhibitors; Oral<br>Care Agents                       |
| <b>Sodium Salts</b>  |   |   |
| Disodium Phosphate<br>10140-65-5<br>7558-79-4<br>7782-85-6 | <p>Disodium Phosphate is the inorganic salt that conforms to the formula:</p> $\left[ \begin{array}{c} \text{O} \\ \parallel \\ \text{HO}-\text{P}-\text{O}^- \\   \\ \text{O}^- \end{array} \right] 2 \text{Na}^+$ <p>[Commonly called disodium hydrogen orthophosphate]</p>   | Buffering<br>Agents; Corrosion<br>Inhibitors; Fragrance<br>Ingredients; pH<br>Adjusters |

**Table 1. Definitions, Structures, and functions of the ingredients in this safety assessment.**<sup>1,6</sup>

| <b>Ingredient/CAS No.</b>  | <b>Definition &amp; Structure</b>  | <b>Function</b>  |
|--|--|--|
| Disodium Pyrophosphate<br>7758-16-9                                | <p>Disodium Pyrophosphate is the inorganic salt that conforms generally to the formula:</p> $\left[ \begin{array}{c} \text{O} & & \text{O} \\    & &    \\ \text{O}-\text{P} & -\text{O}- & \text{P}-\text{O} \\   & &   \\ \text{OH} & & \text{OH} \end{array} \right] 2 \text{ Na}^+$ <p>[Commonly called disodium dihydrogen pyrophosphate]</p>   | Buffering Agents; Chelating Agents; Corrosion Inhibitors; pH Adjusters |
| Pentasodium Triphosphate<br>7758-29-4                              | <p>Pentasodium Triphosphate is the inorganic salt that conforms to the formula:</p> $\left[ \begin{array}{c} \text{O} & & \text{O} & & \text{O} \\    & &    & &    \\ \text{O}-\text{P} & -\text{O}- & \text{P}-\text{O}- & \text{O}- & \text{P}-\text{O} \\   & &   & &   \\ \text{O}^- & & \text{O}^- & & \text{O}^- \end{array} \right] 5 \text{ Na}^+$ <p>[Commonly called pentasodium metaphosphate]</p>   | Chelating Agents; pH Adjusters   |
| Sodium Hexametaphosphate<br>10124-56-8<br>10361-03-2<br>68915-31-1 | <p>Sodium Hexametaphosphate is the inorganic salt that conforms generally to the formula:</p> $\left[ \begin{array}{c} \text{O} \\    \\ \text{P} \\   \\ \text{O}^- \end{array} \right]_6 6 \text{ Na}^+ \quad \left  \quad \text{HO} \left[ \begin{array}{c} \text{O} \\    \\ \text{P} \\   \\ \text{O}^- \end{array} \right]_6 \text{H} 6 \text{ Na}^+$ <p>[The name, Sodium Hexametaphosphate, has been used for both the cyclic hexamer and for a mixture of soluble Sodium Phosphate polymers also known as sodium polymetaphosphate.]</p>  | Chelating Agents; Corrosion Inhibitors; Fragrance Ingredients          |
| Sodium Metaphosphate<br>10361-03-2<br>50813-16-6                   | <p>Sodium Metaphosphate is a linear Sodium Polyphosphate that conforms generally to the formula:</p> $\text{HO} \left[ \begin{array}{c} \text{O} \\    \\ \text{P} \\   \\ \text{O}^- \end{array} \right]_n \text{H} \quad n \text{ Na}^+$ <p>[“Metaphosphate” is a term used for a series of condensed inorganic phosphates prepared by dehydration of orthophosphates; differing reaction conditions lead to various cyclic or linear polymeric structures. In contrast with the definition of this ingredient, true metaphosphates, with the general formula, (MPO<sub>3</sub>)<sub>n</sub>, are cyclic polymers. Commonly “n” is 3.]</p> | Chelating Agents; Oral Care Agents                                     |
| Sodium Polyphosphate<br>68915-31-1                                 | <p>Sodium Polyphosphate is a mixture of the sodium salts of Polyphosphoric Acid.</p> $\text{HO} \left[ \begin{array}{c} \text{O} \\    \\ \text{P} \\   \\ \text{O}^- \end{array} \right]_n \text{H} \quad n \text{ Na}^+$   | Chelating Agents   |
| Sodium Phosphate<br>7558-80-7<br>7632-05-5                         | <p>Sodium Phosphate is the inorganic salt that conforms to the formula:</p> $\left[ \begin{array}{c} \text{O} \\    \\ \text{HO}-\text{P}-\text{OH} \\   \\ \text{O}^- \end{array} \right] \text{Na}^+$ <p>[Commonly referred to as sodium orthophosphate]</p>   | Buffering Agents   |

**Table 1. Definitions, Structures, and functions of the ingredients in this safety assessment.**<sup>1,6</sup>

| <b>Ingredient/CAS No.</b>                 | <b>Definition &amp; Structure</b>   | <b>Function</b>  |
|---|---|--|
| Sodium Trimetaphosphate<br>7785-84-4      | <p>Sodium Trimetaphosphate is the inorganic salt that conforms to the formula:</p>  <p>[“Metaphosphate” is a term used for a series of condensed inorganic phosphates prepared by dehydration of orthophosphates; differing reaction conditions lead to various cyclic or linear polymeric structures. True metaphosphates, with the general formula, (MPO<sub>3</sub>)<sub>n</sub>, are cyclic polymers and “n” is 3.]</p>    | Buffering Agents; Chelating Agents; pH Adjusters   |
| Tetrasodium Pyrophosphate<br>7722-88-5    | <p>Tetrasodium Pyrophosphate is the inorganic salt that conforms to the formula:</p>   | Buffering Agents; Chelating Agents; Corrosion Inhibitors; Oral Care Agents; pH Adjusters |
| Trisodium Phosphate<br>7601-54-9          | <p>Trisodium Phosphate is the inorganic salt that conforms to the formula:</p>  <p>[Commonly referred to as trisodium orthophosphate]</p>  | Chelating Agents; pH Adjusters   |
| <b>Potassium Salts</b>                    |   |  |
| Dipotassium Phosphate<br>7758-11-4        | <p>Dipotassium Phosphate is the inorganic salt that conforms generally to the formula:</p>  <p>[Commonly called dipotassium hydrogen orthophosphate]</p>   | Corrosion Inhibitors; pH Adjusters   |
| Pentapotassium Triphosphate<br>13845-36-8 | <p>Pentapotassium Triphosphate is the inorganic salt that conforms to the formula:</p>  <p>[Commonly called pentapotassium metaphosphate]</p>  | Chelating Agents; pH Adjusters   |
| Potassium Metaphosphate<br>7790-53-6      | <p>Potassium Metaphosphate is the potassium salt of Metaphosphoric Acid.</p>  <p>[“Metaphosphate” is a term used for a series of condensed inorganic phosphates prepared by dehydration of orthophosphates; differing reaction conditions lead to various cyclic or linear polymeric structures. True metaphosphates, with the general formula, (MPO<sub>3</sub>)<sub>n</sub>, are cyclic polymers. Commonly “n” is 3.]</p> | Surfactants - Cleansing Agents   |

**Table 1. Definitions, Structures, and functions of the ingredients in this safety assessment.<sup>1,6</sup>**

| <b>Ingredient/CAS No.</b>                      | <b>Definition &amp; Structure</b>  | <b>Function</b>  |
|--|--|--|
| Potassium Phosphate<br>16068-46-5<br>7778-77-0 | Potassium Phosphate is the inorganic salt that conforms generally to the formula:<br>$\left[ \begin{array}{c} \text{O} \\ \parallel \\ \text{HO}-\text{P}-\text{OH} \\   \\ \text{O}^- \end{array} \right] \text{K}^+$<br>[commonly called potassium dihydrogen orthophosphate]  | pH Adjusters   |
| Potassium Polyphosphate<br>68956-75-2          | Potassium Polyphosphate is the potassium salt of Polyphosphoric Acid.<br>$\text{HO}-\left[ \begin{array}{c} \text{O} \\ \parallel \\ \text{P}-\text{O} \\   \\ \text{O}^- \end{array} \right]_n-\text{H} \quad n \text{ K}^+$  | Chelating Agents   |
| Tetrapotassium Pyrophosphate<br>7320-34-5      | Tetrapotassium Pyrophosphate is the inorganic salt that conforms to the formula:<br>$\left[ \begin{array}{cc} \text{O} & \text{O} \\ \parallel & \parallel \\ \text{O}-\text{P} & -\text{O}-\text{P}-\text{O}^- \\   &   \\ \text{O}^- & \text{O}^- \end{array} \right] 4 \text{ K}^+$   | Buffering Agents; Chelating Agents; Corrosion Inhibitors; Oral Care Agents; pH Adjusters |
| <b>Calcium Salts</b>                           |  |  |
| Calcium Dihydrogen Phosphate<br>7758-23-8      | Calcium Dihydrogen Phosphate is the inorganic salt that conforms to the formula:<br><br>[Commonly called calcium dihydrogen orthophosphate]  | pH Adjusters   |
| Calcium Phosphate<br>10103-46-5                | Calcium Phosphate is the inorganic salt that conforms to the formula:<br>$\left[ \begin{array}{cc} \text{O} & \text{O} \\ \parallel & \parallel \\ \text{O}-\text{P} & -\text{O}-\text{P}-\text{O}^- \\   &   \\ \text{OH} & \text{OH} \end{array} \right] \text{Ca}^{2+}$<br>[Though a representative structure is drawn (commonly called calcium dihydrogen pyrophosphate), the actual ratio of phosphate (with various degrees of protonation) to calcium is unknown, as is the form of phosphate, for this ingredient] | Abrasives; Buffering Agents; Bulkling Agents; Oral Care Agents                           |
| Calcium Pyrophosphate<br>7790-76-3             | Calcium Pyrophosphate is the inorganic salt that conforms to the formula:<br>$\left[ \begin{array}{cc} \text{O} & \text{O} \\ \parallel & \parallel \\ \text{O}-\text{P} & -\text{O}-\text{P}-\text{O}^- \\   &   \\ \text{O}^- & \text{O}^- \end{array} \right] 2 \text{ Ca}^{2+}$<br>[Commonly called dicalcium pyrophosphate]   | Abrasives; Buffering Agents; Bulkling Agents; Oral Care Agents                           |



**Table 1. Definitions, Structures, and functions of the ingredients in this safety assessment.**<sup>1,6</sup>

| <b>Ingredient/CAS No.</b>                  | <b>Definition &amp; Structure</b>  | <b>Function</b>   |
|--|--|---|
| Dicalcium Phosphate<br>7757-93-9           | Dicalcium Phosphate is the inorganic salt that conforms to the formula:<br>$\left[ \begin{array}{c} \text{O} \\    \\ \text{HO}-\text{P}-\text{O}^- \\   \\ \text{O}^- \end{array} \right] \text{Ca}^{2+}$<br>[Commonly called calcium hydrogen orthophosphate]  | Abrasives; Opacifying Agents; Oral Care Agents                        |
| Dicalcium Phosphate Dihydrate<br>7789-77-7 | Dicalcium Phosphate Dihydrate is the inorganic salt that conforms to the formula:<br>$\left[ \begin{array}{c} \text{O} \\    \\ \text{HO}-\text{P}-\text{O}^- \\   \\ \text{O}^- \end{array} \right] \text{Ca}^{2+} \cdot 2 \text{H}_2\text{O}$<br>[Commonly called calcium hydrogen orthophosphate dihydrate]   | Abrasives; Opacifying Agents; Oral Care Agents                        |
| Tricalcium Phosphate<br>7758-87-4          | Tricalcium Phosphate is the inorganic salt that consists of a variable mixture of Calcium Phosphates having the approximate composition:<br>$\left[ \begin{array}{c} \text{O} \\    \\ \text{O}^--\text{P}-\text{O}^- \\   \\ \text{O}^- \end{array} \right]_2 3 \text{Ca}^{2+}$<br>[Commonly called tricalcium orthophosphate]  | Abrasives; Fragrance Ingredients; Opacifying Agents; Oral Care Agents |
| <b>Magnesium Salts</b>                     |  |   |
| Magnesium Hydrogen Phosphate<br>7782-75-4  | Magnesium Hydrogen Phosphate is the inorganic salt that conforms to the formula:<br>$\left[ \begin{array}{c} \text{O} \\    \\ \text{HO}-\text{P}-\text{O}^- \\   \\ \text{O}^- \end{array} \right] \text{Mg}^{2+} \cdot 3 \text{H}_2\text{O}$<br>[Commonly called magnesium hydrogen orthophosphate trihydrate]   | Anticaking Agents   |
| Magnesium Phosphate<br>10043-83-1          | Magnesium Phosphate is the inorganic salt that conforms to the formula:<br>$\left[ \begin{array}{c} \text{O} \\    \\ \text{O}^--\text{P}-\text{O}^- \\   \\ \text{O}^- \end{array} \right]_2 3 \text{Mg}^{2+}$<br>Though a representative structure is drawn (commonly called trimagnesium orthophosphate), the actual ratio of phosphate (with various degrees of protonation) to magnesium is unknown, as is the form of phosphate (i.e., ortho, pyro, or meta), for this ingredient] | Dispersing Agents - Nonsurfactant                                     |
| Trimagnesium Phosphate<br>7757-87-1        | Trimagnesium Phosphate is the inorganic salt that conforms to the formula:<br>$\left[ \begin{array}{c} \text{O} \\    \\ \text{O}^--\text{P}-\text{O}^- \\   \\ \text{O}^- \end{array} \right]_2 3 \text{Mg}^{2+}$<br>[Commonly called trimagnesium orthophosphate]  | Bulking Agents; Opacifying Agents                                     |
| <b>Multi-cation Salts</b>                  |  |   |

**Table 1. Definitions, Structures, and functions of the ingredients in this safety assessment.<sup>1,6</sup>**

| Ingredient/CAS No.                                | Definition & Structure   | Function  |
|---|--|---|
| Calcium Potassium Sodium Phosphate<br>131862-42-5 | <p>Calcium Potassium Sodium Phosphate is the inorganic salt produced by the reaction of sodium carbonate, potassium carbonate and calcium hydrogen phosphate.</p> $\left[ \begin{array}{c} \text{O} \\ \parallel \\ ^-\text{O}-\text{P}-\text{O}^- \\   \\ \text{O}^- \end{array} \right]_2 2 \text{Ca}^{2+} \text{K}^+ \text{Na}^+$ <p>[Commonly called dicalcium potassium sodium orthophosphate]</p>  | <p>Abrasives; Ant<br/>icaries<br/>Agents; Antimi<br/>crobial<br/>Agents; Oral<br/>Care Agents</p> |
| Phosphate Buffered Saline                         | <p>Phosphate Buffered Saline is a phosphate buffered solution containing a physiological concentration of inorganic salt. [It is an aqueous solution containing phosphate and chloride salts of sodium, potassium, calcium, or magnesium (or some combination thereof). For example, Phosphate Buffered Saline (PBS) solutions, by one protocol, may contain: 137 mM NaCl, 2.7 mM KCl, 10 mM Na<sub>2</sub>HPO<sub>4</sub>, and 1.8 mM KH<sub>2</sub>PO<sub>4</sub>. However, no submission has been received that indicates which protocol(s) utilized in the cosmetic ingredient, Phosphate Buffered Saline.]<sup>87</sup></p> $\left[ \begin{array}{c} \text{O} \\ \parallel \\ \text{HO}-\text{P}-\text{O}^- \\   \\ \text{O}^- \end{array} \right] 2 \text{Na}^+ \left[ \begin{array}{c} \text{O} \\ \parallel \\ \text{HO}-\text{P}-\text{O}^- \\   \\ \text{OH} \end{array} \right] \text{K}^+ \text{NaCl KCl}$ | Solvents  |

**Table 2. Properties Phosphoric Acid and its Salts.<sup>6</sup>**

| Property                            | Value   | Background Information   |
|-------------------------------------|---|--|
| <b>Phosphoric Acid</b>              |   |  |
| <b>Form</b>                         | Unstable orthorhombic crystals or clear, syrupy liquid  |  |
| <b>% Composition</b>                | H (3.09%), O (65.31%), and P (31.61%)   |  |
| <b>Formula weight</b>               | 97.99   |  |
| <b>Density</b>                      | 1.8741 (100% solution)  |  |
| <b>Solubility</b>                   | Miscible with water and alcohol. Soluble in 8 vols of a 3:1 ether:alcohol mixture                         |  |
| <b>Melting point</b>                | 42.35°C (orthorhombic crystals)   | Becomes anhydrous at 150°. Changes to Metaphosphoric Acid when heated above 300°.  |
| <b>Metaphosphoric Acid</b>          |   |  |
| <b>Form</b>                         | Transparent, glass-like solid or soft silky masses; hygroscopic   | Volatilizes at red heat  |
| <b>% Composition</b>                | H (1.26%), O (60.01%), and P (38.7%)  |  |
| <b>Formula weight</b>               | 79.98   |  |
| <b>Solubility</b>                   | Very slowly soluble in cold water, slowly changing to H <sub>3</sub> PO <sub>4</sub> . Soluble in alcohol |  |
| <b>Ammonium Phosphate</b>           |   |  |
| <b>Form</b>                         | Odorless crystals or white crystalline powder   | Stable in air  |
| <b>% Composition</b>                | H (5.26%), N (12.18%), O (55.64%), and P (26.93%)   |  |
| <b>Density</b>                      | 1.80  |  |
| <b>Formula weight</b>               | 115.02  |  |
| <b>Solubility</b>                   | 1 g dissolves in ~ 2.5 ml water; slightly soluble in alcohol; practically insoluble in acetone            |  |
| <b>Boiling point</b>                | 376.1°C   |  |
| <b>Melting point</b>                | 193.3°C   |  |
| <b>Calcium Dihydrogen Phosphate</b> |   |  |
| <b>Form</b>                         | Monohydrate, large, shining, triclinic plates, crystalline powder, or granules                            | Non-hygroscopic when pure, but traces of impurities such as H <sub>3</sub> PO <sub>4</sub> cause material to be deliquescent. Loses H <sub>2</sub> O at 100°. Decomposes at 200° |
| <b>% Composition</b>                | Ca (17.12%), H (1.72%), O (54.69%), and P (26.47%)  |  |
| <b>Density</b>                      | 2.220   |  |
| <b>Formula weight</b>               | 234.05  |  |

Table 2. Properties Phosphoric Acid and its Salts.<sup>6</sup>

| Property                             | Value   | Background Information  |
|--------------------------------------|---|---|
| <b>Calcium Dihydrogen Phosphate</b>  |   |   |
| <b>Solubility</b>                    | Moderately soluble in water;<br>soluble in dilute HCl or HNO <sub>3</sub> or<br>acetic acid   |   |
| <b>Calcium Pyrophosphate</b>         |   |   |
| <b>Form</b>                          | Polymorphous crystals or powder   |   |
| <b>% Composition</b>                 | Ca (31.55%), O (44.07%), and P<br>(24.38%)  |   |
| <b>Density</b>                       | 3.09  |   |
| <b>Formula weight</b>                | 254.10  |   |
| <b>Solubility</b>                    | Practically insoluble in water;<br>soluble in dilute HCl or HNO <sub>3</sub>  |   |
| <b>Diammonium Phosphate</b>          |   |   |
| <b>Form</b>                          | Odorless crystals or crystalline<br>powder  | Gradually loses approximately 8% NH <sub>3</sub> upon exposure to air                                 |
| <b>% Composition</b>                 | H (6.87%), N (21.21%), O<br>(48.46%), and P (23.45%)  |   |
| <b>Formula weight</b>                | 132.06  |   |
| <b>Solubility</b>                    | 1 g dissolves in 1.7 ml water;<br>practically insoluble in alcohol and<br>acetone   |   |
| <b>Dicalcium Phosphate</b>           |   |   |
| <b>Form</b>                          | Triclinic crystals  | At red heat, dehydrated to Calcium Pyrophosphate  |
| <b>% Composition</b>                 | Ca (29.46%), H (0.74%), O<br>(47.04%), and P (22.76%)   |   |
| <b>Formula weight</b>                | 136.06  |   |
| <b>Solubility</b>                    | Soluble in 3N HCl or 2N HNO <sub>3</sub> ;<br>practically insoluble in water and<br>alcohol   |   |
| <b>Dicalcium Phosphate Dihydrate</b> |   |   |
| <b>Form</b>                          | Monoclinic crystals   | Loses water of crystallization slowly below 100°. Dehydration at red heat to<br>Calcium Pyrophosphate |
| <b>Density</b>                       | 2.31  |   |
| <b>Solubility</b>                    | Slightly soluble in dilute acetic<br>acid; soluble in dilute HCl or<br>HNO <sub>3</sub> ; practically insoluble in<br>water and alcohol |   |

**Table 2. Properties Phosphoric Acid and its Salts.<sup>6</sup>**

| Property                            | Value  | Background Information   |
|-------------------------------------|--|--|
| <b>Dipotassium Phosphate</b>        |  |  |
| <b>Form</b>                         | White, hygroscopic granules                        | Converted into pyrophosphate by ignition   |
| <b>% Composition</b>                | H (0.58%), K (44.90%), O (36.74%), and P (17.78%)  |  |
| <b>Formula weight</b>               | 174.17   |  |
| <b>Dipotassium Phosphate</b>        |  |  |
| <b>Solubility</b>                   | Very soluble in water; slightly soluble in alcohol |  |
| <b>Disodium Phosphate</b>           |  |  |
| <b>Form</b>                         | Hygroscopic powder                                 | On exposure to air, will absorb from 2 to 7 mols H <sub>2</sub> O, depending on the humidity and temperature |
| <b>% Composition</b>                | H (0.71%), Na (32.39%), O (45.08%), and P (21.82%) |  |
| <b>Formula weight</b>               | 141.96   |  |
| <b>Solubility</b>                   | Soluble in water; insoluble in alcohol             |  |
| <b>Disodium Pyrophosphate</b>       |  |  |
| <b>Form</b>                         | White fused masses or powders                      | Decomposes at 220°   |
| <b>% Composition</b>                | H (0.91%), Na (20.72%), O (50.46%), and P (27.91%) |  |
| <b>Solubility</b>                   | Soluble in water                                   |  |
| <b>Magnesium Hydrogen Phosphate</b> |  |  |
| <b>Form</b>                         | White crystalline powder                           |  |
| <b>% Composition</b>                | H (0.84%), Mg (20.21%), O (53.21%), and P (25.75%) |  |
| <b>Density</b>                      | 2.13   |  |
| <b>Formula weight</b>               | 120.28   |  |
| <b>Solubility</b>                   | Soluble in dilute acids; slightly soluble in water |  |

Table 2. Properties Phosphoric Acid and its Salts.<sup>6</sup>

| Property                        | Value   | Background Information                                 |
|---------------------------------|---|--|
| <b>Magnesium Phosphate</b>      |   |  |
| <b>Form</b>                     | White powder  |  |
| <b>% Composition</b>            | H (1.85%), Mg (11.13%), O (58.64%), and P (28.38%)  |  |
| <b>Formula weight</b>           | 218.28  |  |
| <b>Solubility</b>               | Soluble in water  |  |
| <b>Pentasodium Triphosphate</b> |   |  |
| <b>Form</b>                     | Slightly hygroscopic granules   | Reverts to the orthophosphate with prolonged heating   |
| <b>% Composition</b>            | Na (31.25%), O (43.49%), and P (25.26%)   |  |
| <b>Formula weight</b>           | 367.86  |  |
| <b>Solubility</b>               | Soluble in water  |  |
| <b>Potassium Metaphosphate</b>  |   |  |
| <b>Form</b>                     | White, monoclinic crystals  |  |
| <b>Density</b>                  | 2.45  |  |
| <b>Solubility</b>               | Soluble in aqueous solutions of alkali metal (except potassium) salts; insoluble in water |  |
| <b>Potassium Phosphate</b>      |   |  |
| <b>Form</b>                     | Colorless crystals or white, granular powder  | At 400°, loses H <sub>2</sub> O, forming metaphosphate |
| <b>% Composition</b>            | H (1.48%), K (28.73%), O (47.03%), and P (22.76%)   |  |
| <b>Density</b>                  | 2.34  |  |
| <b>Formula weight</b>           | 136.08  |  |
| <b>Solubility</b>               | Soluble in water; practically insoluble in alcohol  |  |

**Table 2. Properties Phosphoric Acid and its Salts.<sup>6</sup>**

| Property                        | Value  | Background Information   |
|---------------------------------|--|--|
| <b>Potassium Polyphosphate</b>  |  |  |
| <b>Form</b>                     | White, monoclinic crystals   |  |
| <b>Density</b>                  | 2.45   |  |
| <b>Solubility</b>               | Soluble in aqueous solutions of alkali metals (except potassium) salts; insoluble in water |  |
| <b>Sodium Hexametaphosphate</b> |  |  |
|                                 |  | The name, Sodium Hexametaphosphate, has been used for both the cyclic hexamer and for a mixture of soluble Sodium Phosphate polymers         |
| <b>Sodium Metaphosphate</b>     |  |  |
|                                 |  | The name, Sodium Metaphosphate, is used for a series of condensed inorganic phosphates prepared by the dehydration of sodium orthophosphates |
| <b>Sodium Phosphate</b>         |  |  |
| <b>% Composition</b>            | H (1.68%), Na (19.16%), O (53.34%), and P (25.82%)   |  |
| <b>Formula weight</b>           | 119.98   |  |
| <b>Sodium Polyphosphate</b>     |  |  |
| <b>Form</b>                     | Clear, hygroscopic glass   | Depolymerizes in aqueous solution to form Sodium Trimetaphosphate and sodium orthophosphates   |
| <b>Solubility</b>               | Soluble in water   |  |
| <b>Melting point</b>            | 628°C  |  |
| <b>Sodium Trimetaphosphate</b>  |  |  |
| <b>Form</b>                     | White crystals or white, crystalline powder  | Hydrolyzes to sodium tripolyphosphate (Pentasodium Triphosphate) in dilute alkaline solution   |
| <b>% Composition</b>            | Na (22.55%) O (47.07%), and P (30.38%)   |  |
| <b>Density</b>                  | 2.49   |  |
| <b>Solubility</b>               | Soluble in water   |  |

Table 2. Properties Phosphoric Acid and its Salts.<sup>6</sup>

| Property                            | Value   | Background Information                           |
|-------------------------------------|---|--|
| <b>Tetrapotassium Pyrophosphate</b> |   |  |
| <b>% Composition</b>                | K (47.34%), O (33.90%), and P (18.75%)  |  |
| <b>Formula weight</b>               | 330.33  |  |
| <b>Solubility</b>                   | Soluble in water; insoluble in alcohol  |  |
| <b>Tetrasodium Pyrophosphate</b>    |   |  |
| <b>Form</b>                         | Crystals  | Hydrolyzes to orthophosphate in aqueous solution |
| <b>% Composition</b>                | Na (34.58%), O (42.12%), and P (23.30%)   |  |
| <b>Density</b>                      | 2.534   |  |
| <b>Formula weight</b>               | 265.90  |  |
| <b>Solubility</b>                   | Soluble in water  |  |
| <b>Tricalcium Phosphate</b>         |   |  |
| <b>Form</b>                         | Amorphous powder  |  |
| <b>% Composition</b>                | Ca (38.76%), O (41.27%), and P (19.97%)   |  |
| <b>Density</b>                      | 3.14  |  |
| <b>Formula weight</b>               | 310.17  |  |
| <b>Solubility</b>                   | Readily soluble in 3 N HCl and 2 NHNO <sub>3</sub> ; practically insoluble in water, alcohol, and acetic acid |  |
| <b>Trimagnesium Phosphate</b>       |   |  |
| <b>% Composition</b>                | Mg (27.74%), O (48.69%), and P (23.57%)   |  |
| <b>Formula weight</b>               | 262.85  |  |
| <b>Trisodium Phosphate</b>          |   |  |
| <b>% Composition</b>                | Na (42.07%), O (39.04%), and P (18.89%)   | Crystallizes with 8 and 12 mols H <sub>2</sub> O |
| <b>Formula weight</b>               | 163.94  |  |



**Table 3. Current Frequency and Concentration of Use According to Duration and Type of Exposure.**<sup>19,20</sup>

|                                       | <b>Phosphoric Acid</b>          |               | <b>Ammonium Phosphate</b>     |           | <b>Diammonium Phosphate</b>     |               |
|---------------------------------------|---------------------------------|---------------|-------------------------------|-----------|---------------------------------|---------------|
|                                       | # of Uses                       | Conc. (%)     | # of Uses                     | Conc. (%) | # of Uses                       | Conc. (%)     |
| <b>Totals/Conc. Range</b>             | 489                             | 0.000004-9    | 1                             | 0.6       | 3                               | 0.00046-5     |
| <b>Duration of Use</b>                |                                 |               |                               |           |                                 |               |
| <i>Leave-On</i>                       | 168                             | 0.000004-1.2  | 1                             | NR        | NR                              | 0.00046       |
| <i>Rinse off</i>                      | 311                             | 0.00005-9     | NR                            | 0.6       | 3                               | 5             |
| <i>Diluted for (bath) Use</i>         | 10                              | 0.34          | NR                            | NR        | NR                              | NR            |
| <b>Exposure Type</b>                  |                                 |               |                               |           |                                 |               |
| <i>Eye Area</i>                       | 7                               | NR            | NR                            | NR        | NR                              | NR            |
| <i>Incidental Ingestion</i>           | 2                               | 0.0003-0.21   | NR                            | NR        | NR                              | NR            |
| <i>Incidental Inhalation- Sprays</i>  | NR                              | 0.001-0.26    | NR                            | NR        | NR                              | NR            |
| <i>Incidental Inhalation- Powders</i> | NR                              | 0.00001       | NR                            | NR        | NR                              | 0.00046       |
| <i>Dermal Contact</i>                 | 154                             | 0.000004-2.7  | NR                            | NR        | 1                               | 0.00046       |
| <i>Deodorant (underarm)</i>           | NR                              | 0.068         | NR                            | NR        | NR                              | NR            |
| <i>Hair - Non-Coloring</i>            | 123                             | 0.00023-5.9   | 1                             | 0.6       | 1                               | NR            |
| <i>Hair-Coloring</i>                  | 101                             | 0.07-9        | NR                            | NR        | 1                               | 5             |
| <i>Nail</i>                           | 45                              | 0.00049-0.1   | NR                            | NR        | NR                              | NR            |
| <i>Mucous Membrane</i>                | 109                             | 0.00005-0.34  | NR                            | NR        | NR                              | NR            |
| <i>Baby Products</i>                  | NR                              | 0.00001       | NR                            | NR        | NR                              | NR            |
|                                       | <b>Disodium Phosphate</b>       |               | <b>Disodium Pyrophosphate</b> |           | <b>Pentasodium Triphosphate</b> |               |
|                                       | # of Uses                       | Conc. (%)     | # of Uses                     | Conc. (%) | # of Uses                       | Conc. (%)     |
| <b>Totals/Conc. Range</b>             | 280                             | 0.000054-2.9  | 15                            | 0.05-0.3  | 43                              | 0.25-9.3      |
| <b>Duration of Use</b>                |                                 |               |                               |           |                                 |               |
| <i>Leave-On</i>                       | 94                              | 0.000054-1.2  | NR                            | NR        | 3                               | 0.25-9.3      |
| <i>Rinse off</i>                      | 176                             | 0.000055-2.9  | 15                            | 0.05-0.3  | 23                              | 1.1           |
| <i>Diluted for (bath) Use</i>         | 10                              | 0.04-0.2      | NR                            | NR        | 17                              | 6-9           |
| <b>Exposure Type</b>                  |                                 |               |                               |           |                                 |               |
| <i>Eye Area</i>                       | 16                              | 0.00095-1     | NR                            | NR        | NR                              | NR            |
| <i>Incidental Ingestion</i>           | 1                               | 0.5           | 8                             | NR        | 22                              | 1.1           |
| <i>Incidental Inhalation- Sprays</i>  | NR                              | 0.02-0.3      | NR                            | NR        | NR                              | NR            |
| <i>Incidental Inhalation- Powders</i> | NR                              | 0.00095-1.2** | NR                            | NR        | NR                              | 1**           |
| <i>Dermal Contact</i>                 | 132                             | 0.000054-1.7  | NR                            | NR        | 17                              | 1-9           |
| <i>Deodorant (underarm)</i>           | NR                              | 0.03          | NR                            | NR        | NR                              | NR            |
| <i>Hair - Non-Coloring</i>            | 21                              | 0.000055-2    | NR                            | NR        | NR                              | NR            |
| <i>Hair-Coloring</i>                  | 75                              | 0.0025-2.9    | 7                             | 0.05-0.3  | NR                              | NR            |
| <i>Nail</i>                           | NR                              | NR            | NR                            | NR        | NR                              | 0.25-9.3      |
| <i>Mucous Membrane</i>                | 48                              | 0.04-0.5      | 8                             | NR        | 39                              | 1.1-9         |
| <i>Baby Products</i>                  | NR                              | NR            | NR                            | NR        | NR                              | NR            |
|                                       | <b>Sodium Hexametaphosphate</b> |               | <b>Sodium Metaphosphate</b>   |           | <b>Sodium Phosphate</b>         |               |
|                                       | # of Uses                       | Conc. (%)     | # of Uses                     | Conc. (%) | # of Uses                       | Conc. (%)     |
| <b>Totals/Conc. Range</b>             | 89                              | 0.09-3        | 45                            | 0.01-9.6  | 87                              | 0.0000015-2.6 |
| <b>Duration of Use</b>                |                                 |               |                               |           |                                 |               |
| <i>Leave-On</i>                       | 74                              | 0.1-3         | 42                            | 0.01-9.6  | 52                              | 0.0000015-2   |
| <i>Rinse off</i>                      | 12                              | 0.09-1.5      | 3                             | 0.01-0.2  | 35                              | 0.00007-2.6   |
| <i>Diluted for (bath) Use</i>         | 3                               | NR            | NR                            | 0.03-0.5  | NR                              | NR            |
| <b>Exposure Type</b>                  |                                 |               |                               |           |                                 |               |
| <i>Eye Area</i>                       | 19                              | NR            | 7                             | 0.03-0.1  | 9                               | 0.00007-0.5   |
| <i>Incidental Ingestion</i>           | 2                               | NR            | NR                            | 0.14      | 7                               | 0.25-0.55     |
| <i>Incidental Inhalation- Sprays</i>  | NR                              | NR            | NR                            | 0.04*     | NR                              | 0.000014      |
| <i>Incidental Inhalation- Powders</i> | NR                              | 0.1-3         | NR                            | 0.25      | NR                              | 0.00015-0.086 |
| <i>Dermal Contact</i>                 | 48                              | 0.09-3        | 34                            | 0.01-9.6  | 45                              | 0.0000015-2.6 |
| <i>Deodorant (underarm)</i>           | NR                              | NR            | NR                            | 0.029     | NR                              | 0.099         |
| <i>Hair - Non-Coloring</i>            | NR                              | NR            | NR                            | 0.01-0.05 | 6                               | 0.000014-2    |
| <i>Hair-Coloring</i>                  | NR                              | NR            | NR                            | 0.15      | 1                               | NR            |
| <i>Nail</i>                           | NR                              | NR            | NR                            | 0.03      | NR                              | NR            |
| <i>Mucous Membrane</i>                | 5                               | 1.5           | 2                             | 0.03-0.5  | 15                              | 0.0032-2.6    |
| <i>Baby Products</i>                  | NR                              | NR            | NR                            | NR        | 1                               | 0.00015       |

**Table 3. Current Frequency and Concentration of Use According to Duration and Type of Exposure.**<sup>19,20</sup>

|  | <b>Sodium Phosphate, Monobasic</b> |           | <b>Tetrasodium Pyrophosphate</b> |           | <b>Trisodium Phosphate</b> |           |
|--|------------------------------------|-----------|----------------------------------|-----------|----------------------------|-----------|
|  | # of Uses                          | Conc. (%) | # of Uses                        | Conc. (%) | # of Uses                  | Conc. (%) |

|                                       |                                     |             |                                     |               |                            |                     |
|---------------------------------------|-------------------------------------|-------------|-------------------------------------|---------------|----------------------------|---------------------|
| <b>Totals/Conc. Range</b>             | 31                                  | NR          | 118                                 | 0.0000014-6   | 25                         | 0.00045             |
| <b>Duration of Use</b>                |                                     |             |                                     |               |                            |                     |
| <i>Leave-On</i>                       | 11                                  | NR          | 17                                  | 0.03-3        | 13                         | 0.00045-7           |
| <i>Rinse off</i>                      | 20                                  | NR          | 101                                 | 0.0000014-6   | 12                         | 0.05-1.7            |
| <i>Diluted for (bath) Use</i>         | NR                                  | NR          | NR                                  | NR            | NR                         | 0.08                |
| <b>Exposure Type</b>                  |                                     |             |                                     |               |                            |                     |
| <i>Eye Area</i>                       | 1                                   | NR          | 2                                   | NR            | 5                          | 0.00045             |
| <i>Incidental Ingestion</i>           | NR                                  | NR          | 8                                   | 0.4-2         | 5                          | NR                  |
| <i>Incidental Inhalation- Sprays</i>  | NR                                  | NR          | NR                                  | NR            | NR                         | NR                  |
| <i>Incidental Inhalation- Powders</i> | NR                                  | NR          | NR                                  | <0.1-1**      | NR                         | 7**                 |
| <i>Dermal Contact</i>                 | 21                                  | NR          | 42                                  | 0.0000014-3   | 9                          | 0.00045-7           |
| <i>Deodorant (underarm)</i>           | NR                                  | NR          | NR                                  | <0.01         | NR                         | NR                  |
| <i>Hair - Non-Coloring</i>            | 1                                   | NR          | NR                                  | 0.000014-0.04 | NR                         | 0.25-0.5            |
| <i>Hair-Coloring</i>                  | NR                                  | NR          | 63                                  | 0.02-6        | 2                          | 0.18-1.7            |
| <i>Nail</i>                           | 1                                   | NR          | 1                                   | 0.03          | 6                          | 3.7                 |
| <i>Mucous Membrane</i>                | 16                                  | NR          | 8                                   | 0.0000014-2   | 6                          | 0.08                |
| <i>Baby Products</i>                  | NR                                  | NR          | NR                                  | NR            | NR                         | NR                  |
|                                       | <b>Dipotassium Phosphate</b>        |             | <b>Potassium Metaphosphate</b>      |               | <b>Potassium Phosphate</b> |                     |
|                                       | # of Uses                           | Conc. (%)   | # of Uses                           | Conc. (%)     | # of Uses                  | Conc. (%)           |
| <b>Totals/Conc. Range</b>             | 31                                  | 0.002-1.8   | NR                                  | 0.11          | 107                        | 0.0000000014-0.9    |
| <b>Duration of Use</b>                |                                     |             |                                     |               |                            |                     |
| <i>Leave-On</i>                       | 10                                  | 0.002-0.3   | NR                                  | NR            | 61                         | 0.0000000014-0.9    |
| <i>Rinse off</i>                      | 21                                  | 0.033-1.8   | NR                                  | 0.11          | 45                         | 0.00007-0.68        |
| <i>Diluted for (bath) Use</i>         | NR                                  | NR          | NR                                  | NR            | 1                          | 0.06                |
| <b>Exposure Type</b>                  |                                     |             |                                     |               |                            |                     |
| <i>Eye Area</i>                       | 16                                  | 0.033-0.4   | NR                                  | NR            | 23                         | 0.006-0.56          |
| <i>Incidental Ingestion</i>           | NR                                  | NR          | NR                                  | NR            | 2                          | 0.000007            |
| <i>Incidental Inhalation- Sprays</i>  | NR                                  | NR          | NR                                  | NR            | NR                         | 0.00065-0.08        |
| <i>Incidental Inhalation- Powders</i> | NR                                  | 0.002-0.3** | NR                                  | NR            | NR                         | 0.0000000014-0.01** |
| <i>Dermal Contact</i>                 | 27                                  | 0.002-0.47  | NR                                  | 0.11          | 65                         | 0.0000000014-0.9    |
| <i>Deodorant (underarm)</i>           | NR                                  | NR          | NR                                  | NR            | NR                         | 0.07                |
| <i>Hair - Non-Coloring</i>            | 1                                   | NR          | NR                                  | NR            | 1                          | 0.000003-0.6        |
| <i>Hair-Coloring</i>                  | NR                                  | 1.8         | NR                                  | NR            | 4                          | 0.2                 |
| <i>Nail</i>                           | NR                                  | NR          | NR                                  | NR            | 1                          | NR                  |
| <i>Mucous Membrane</i>                | 1                                   | 0.05-0.066  | NR                                  | 0.11          | 9                          | 0.000007-0.06       |
| <i>Baby Products</i>                  | NR                                  | NR          | NR                                  | NR            | NR                         | NR                  |
|                                       | <b>Tetrapotassium Pyrophosphate</b> |             | <b>Calcium Dihydrogen Phosphate</b> |               | <b>Calcium Phosphate</b>   |                     |
|                                       | # of Uses                           | Conc. (%)   | # of Uses                           | Conc. (%)     | # of Uses                  | Conc. (%)           |
| <b>Totals/Conc. Range</b>             | 95                                  | NR          | 4                                   | NR            | NR                         | 0.0001              |
| <b>Duration of Use</b>                |                                     |             |                                     |               |                            |                     |
| <i>Leave-On</i>                       | 5                                   | NR          | 1                                   | NR            | NR                         | 0.0001              |
| <i>Rinse off</i>                      | 90                                  | NR          | 3                                   | NR            | NR                         | NR                  |
| <i>Diluted for (bath) Use</i>         | NR                                  | NR          | NR                                  | NR            | NR                         | NR                  |
| <b>Exposure Type</b>                  |                                     |             |                                     |               |                            |                     |
| <i>Eye Area</i>                       | NR                                  | NR          | NR                                  | NR            | NR                         | NR                  |
| <i>Incidental Ingestion</i>           | 23                                  | NR          | 3                                   | NR            | NR                         | NR                  |
| <i>Incidental Inhalation- Sprays</i>  | NR                                  | NR          | NR                                  | NR            | NR                         | NR                  |
| <i>Incidental Inhalation- Powders</i> | NR                                  | NR          | NR                                  | NR            | NR                         | NR                  |
| <i>Dermal Contact</i>                 | 69                                  | NR          | NR                                  | NR            | NR                         | NR                  |
| <i>Deodorant (underarm)</i>           | NR                                  | NR          | NR                                  | NR            | NR                         | NR                  |
| <i>Hair - Non-Coloring</i>            | NR                                  | NR          | NR                                  | NR            | NR                         | NR                  |
| <i>Hair-Coloring</i>                  | NR                                  | NR          | NR                                  | NR            | NR                         | NR                  |
| <i>Nail</i>                           | NR                                  | NR          | 1                                   | NR            | NR                         | 0.0001              |
| <i>Mucous Membrane</i>                | 23                                  | NR          | 3                                   | NR            | NR                         | NR                  |
| <i>Baby Products</i>                  | NR                                  | NR          | NR                                  | NR            | NR                         | NR                  |

**Table 3.** Current Frequency and Concentration of Use According to Duration and Type of Exposure.<sup>19,20</sup>

|                                       | Calcium Pyrophosphate |                             | Dicalcium Phosphate           |               | Dicalcium Phosphate Dihydrate |           |
|---------------------------------------|-----------------------|-----------------------------|-------------------------------|---------------|-------------------------------|-----------|
|                                       | # of Uses             | Conc. (%)                   | # of Uses                     | Conc. (%)     | # of Uses                     | Conc. (%) |
| <b>Totals/Conc. Range</b>             | 3                     | NR                          | 327                           | 0.000099-47.7 | 16                            | 0.58-49   |
| <b>Duration of Use</b>                |                       |                             |                               |               |                               |           |
| <i>Leave-On</i>                       | 1                     | NR                          | 322                           | 0.04-10       | 11                            | 0.58-6.8  |
| <i>Rinse off</i>                      | 2                     | NR                          | 5                             | 0.000099-47.7 | 5                             | 49        |
| <i>Diluted for (bath) Use</i>         | NR                    | NR                          | NR                            | NR            | NR                            | NR        |
| <b>Exposure Type</b>                  |                       |                             |                               |               |                               |           |
| <i>Eye Area</i>                       | NR                    | NR                          | 24                            | 0.042-10      | 6                             | 0.58      |
| <i>Incidental Ingestion</i>           | 2                     | NR                          | 222                           | 0.3-47.7      | 9                             | 6.8-49    |
| <i>Incidental Inhalation- Sprays</i>  | NR                    | NR                          | NR                            | NR            | NR                            | NR        |
| <i>Incidental Inhalation- Powders</i> | NR                    | NR                          | 14                            | 0.04-2.2      | NR                            | 2.2       |
| <i>Dermal Contact</i>                 | NR                    | NR                          | 89                            | 0.04-10       | 6                             | 0.58-2.2  |
| <i>Deodorant (underarm)</i>           | NR                    | NR                          | NR                            | 0.49          | NR                            | NR        |
| <i>Hair - Non-Coloring</i>            | 1                     | NR                          | NR                            | 0.000099      | NR                            | NR        |
| <i>Hair-Coloring</i>                  | NR                    | NR                          | NR                            | NR            | NR                            | NR        |
| <i>Nail</i>                           | NR                    | NR                          | NR                            | NR            | NR                            | NR        |
| <i>Mucous Membrane</i>                | 2                     | NR                          | 218                           | 0.3-47.7      | 9                             | 6.8-49    |
| <i>Baby Products</i>                  | NR                    | NR                          | NR                            | NR            | NR                            | NR        |
|                                       |                       | <b>Tricalcium Phosphate</b> | <b>Trimagnesium Phosphate</b> |               |                               |           |
|                                       | # of Uses             | Conc. (%)                   | # of Uses                     | Conc. (%)     |                               |           |
| <b>Totals/Conc. Range</b>             | 33                    | NR                          | 1                             | NR            |                               |           |
| <b>Duration of Use</b>                |                       |                             |                               |               |                               |           |
| <i>Leave-On</i>                       | 31                    | NR                          | NR                            | NR            |                               |           |
| <i>Rinse off</i>                      | 2                     | NR                          | 1                             | NR            |                               |           |
| <i>Diluted for (bath) Use</i>         | NR                    | NR                          | NR                            | NR            |                               |           |
| <b>Exposure Type</b>                  |                       |                             |                               |               |                               |           |
| <i>Eye Area</i>                       | NR                    | NR                          | NR                            | NR            |                               |           |
| <i>Incidental Ingestion</i>           | 2                     | NR                          | 1                             | NR            |                               |           |
| <i>Incidental Inhalation- Sprays</i>  | NR                    | NR                          | NR                            | NR            |                               |           |
| <i>Incidental Inhalation- Powders</i> | 26                    | 0.099**-10                  | NR                            | NR            |                               |           |
| <i>Dermal Contact</i>                 | 30                    | NR                          | NR                            | NR            |                               |           |
| <i>Deodorant (underarm)</i>           | NR                    | 0.4                         | NR                            | NR            |                               |           |
| <i>Hair - Non-Coloring</i>            | NR                    | NR                          | NR                            | NR            |                               |           |
| <i>Hair-Coloring</i>                  | NR                    | NR                          | NR                            | NR            |                               |           |
| <i>Nail</i>                           | NR                    | NR                          | NR                            | NR            |                               |           |
| <i>Mucous Membrane</i>                | 2                     | NR                          | 1                             | NR            |                               |           |
| <i>Baby Products</i>                  | 7                     | 0.12                        | NR                            | NR            |                               |           |

NR = Not Reported; Totals = Rinse-off + Leave-on + Diluted for (Bath) Use Product Uses.

\*It is possible that these products may be sprays, but it is not specified whether the reported uses are sprays.

\*\*It is possible that these products may be powders, but it is not specified whether the reported uses are powders.

\*\*\*Not specified whether a powder or a spray, so this information is captured for both categories of incidental inhalation

Note: Because each ingredient may be used in cosmetics with multiple exposure types, the sum of all exposure type uses may not equal the sum total uses.

**Table 4. Acute Inhalation Toxicity**

| Ingredient  | Animals   | Results  |
|---|---|--|
| <i>Acids</i>  |   |  |
| Phosphoric Acid (generated from pure red phosphorus ignited in an air stream). Target concentrations of smoke ranged from 111 to 6,731 mg/m <sup>3</sup> as Phosphoric Acid | New Zealand white rabbits (groups of 10), Porton strain rats (groups of 9 to 12), Porton strain mice (group of 20 or 50), and Dunkin-Hartley guinea pigs (groups of 10 or 20) | LC <sub>50</sub> s (1-h exposure): 5337 mg/m <sup>3</sup> (rabbits), 3846 mg/m <sup>3</sup> (rats), 856 mg/m <sup>3</sup> (mice), and 193 mg/m <sup>3</sup> (guinea pigs). Lesions in larynx and trachea in all groups, except for guinea pigs. <sup>67,70</sup> |
| <i>Sodium Salts</i>   |   |  |
| Disodium Pyrophosphate  | Rats  | LC <sub>50</sub> (4-h exposure) > 0.58 mg/l air. <sup>50</sup>   |
| Pentasodium Triphosphate  | Rats  | LC <sub>50</sub> (4-h exposure) > 0.39 mg/l air. <sup>50</sup>   |
| Sodium Polyphosphate/Sodium Hexametaphosphate   | Rats  | LC <sub>50</sub> (4-h exposure) > 3.9 mg/l air. <sup>50</sup>  |
| Sodium Phosphate  | Rats  | LC <sub>50</sub> (4-h exposure) > 0.83 mg/l air. <sup>50</sup>   |
| <i>Potassium Salts</i>  |   |  |
| Tetrapotassium Pyrophosphate  | Rats  | LC <sub>50</sub> (4-h exposure) > 1.1 mg/l air. <sup>50</sup>  |
| <i>Calcium Salts</i>  |   |  |
| Calcium Dihydrogen Phosphate  | Rats (5 males and 5 females)  | LC <sub>50</sub> (4-h exposure) ≥ 2.6 mg/l air. <sup>88,89</sup>   |
| Dicalcium Phosphate   | Wistar rats (5 males and 5 females)   | LC <sub>50</sub> (4-h exposure) > 2.6 mg/l air. <sup>69</sup>  |

**Table 5. Acute Oral Toxicity Studies**

| Ingredient                                    | Test Concentration | Animals<br>(number stated, if available<br>from source) | Results   |
|---|--------------------|---|---|
| <i>Acids</i>                                  |                    |   |   |
| Phosphoric Acid                               | Not stated         | Rats  | LD <sub>50</sub> = 1530 mg/kg. <sup>3,70</sup>  |
| Phosphoric Acid                               | Not stated         | Sprague-Dawley rats (12 females)                        | LD <sub>50</sub> ≈ 2000 mg/kg. <sup>70</sup>    |
| Phosphoric Acid                               | 75%-85% solution   | Rats  | LD <sub>50</sub> = 3160 mg/kg. <sup>50</sup>    |
| Phosphoric Acid                               | 85% solution       | Rats  | LD <sub>50</sub> = 3380 mg/kg. <sup>50</sup>    |
| Phosphoric Acid                               | 85% solution       | Sprague-Dawley albino rats (males and females)          | LD <sub>50</sub> = 3500 mg/kg. <sup>70,71</sup> |
| Phosphoric Acid                               | 80% solution       | Sprague-Dawley albino rats (males and females)          | LD <sub>50</sub> = 4200 mg/kg. <sup>70,71</sup> |
| Phosphoric Acid                               | 75% solution       | Sprague-Dawley albino rats (males and females)          | LD <sub>50</sub> = 4400 mg/kg. <sup>70,71</sup> |
| Phosphoric Acid                               |                    | Rabbits   | LD <sub>50</sub> = 2740 mg/kg. <sup>3</sup>     |
| <i>Ammonium Salts</i>                         |                    |   |   |
| Ammonium Phosphate                            |                    | Rats  | LD <sub>50</sub> >1000 mg/kg. <sup>50</sup>     |
| Ammonium Phosphate                            |                    | Rats  | LD <sub>50</sub> = 3250 mg/kg. <sup>90</sup>    |
| Ammonium Phosphate                            |                    | Rats  | LD <sub>50</sub> = 5750 mg/kg. <sup>50</sup>    |
| Ammonium Phosphate                            |                    | Rats  | LD <sub>50</sub> > 2000 mg/kg. <sup>90</sup>    |
| Diammonium Phosphate                          |                    | Rats  | LD <sub>50</sub> >1000 mg/kg. <sup>50</sup>     |
| Diammonium Phosphate                          |                    | Rats  | LD <sub>50</sub> > 2000 mg/kg. <sup>90</sup>    |
| Diammonium Phosphate                          |                    | Rats  | LD <sub>50</sub> = 6500 mg/kg. <sup>50</sup>    |
| Diammonium Phosphate                          |                    | Rats  | LD <sub>50</sub> > 25,100 mg/kg. <sup>50</sup>  |
| <i>Sodium Salts</i>                           |                    |   |   |
| Disodium Phosphate                            |                    | Rats  | LD <sub>50</sub> = 5950 mg/kg. <sup>50</sup>    |
| Disodium Pyrophosphate                        |                    | Rats  | LD <sub>50</sub> >1000 mg/kg. <sup>50</sup>     |
| Disodium Pyrophosphate                        |                    | Rats  | LD <sub>50</sub> = 1690 mg/kg. <sup>8</sup>     |
| Disodium Pyrophosphate                        |                    | Rats  | LD <sub>50</sub> = 3600 mg/kg. <sup>50</sup>    |
| Disodium Pyrophosphate                        |                    | Rats  | LD <sub>50</sub> > 4000 mg/kg. <sup>50,91</sup> |
| Disodium Pyrophosphate                        |                    | Mice  | LD <sub>50</sub> = 3350 mg/kg. <sup>8</sup>     |
| Disodium Pyrophosphate                        |                    | Hamsters  | LD <sub>50</sub> = 1660 mg/kg. <sup>8</sup>     |
| Pentasodium Triphosphate                      |                    | Rats  | LD <sub>50</sub> = 1700 mg/kg. <sup>8</sup>     |
| Pentasodium Triphosphate                      |                    | Rats  | LD <sub>50</sub> = 5010 mg/kg. <sup>50</sup>    |
| Pentasodium Triphosphate                      |                    | Mice  | LD <sub>50</sub> = 2380 mg/kg. <sup>8</sup>     |
| Pentasodium Triphosphate                      |                    | Rabbits   | LD <sub>50</sub> = 2500 mg/kg. <sup>8</sup>     |
| Sodium Hexametaphosphate                      |                    | Rats  | LD <sub>50</sub> = 2400 mg/kg. <sup>8</sup>     |
| Sodium Hexametaphosphate                      |                    | Mice  | LD <sub>50</sub> = 3700 mg/kg. <sup>8</sup>     |
| Sodium Polyphosphate/Sodium Hexametaphosphate |                    | Rats  | LD <sub>50</sub> = 2400 mg/kg. <sup>50</sup>    |
| Sodium Polyphosphate/Sodium Hexametaphosphate |                    | Rats  | LD <sub>50</sub> = 2900 mg/kg. <sup>50,92</sup> |

**Table 5. Acute Oral Toxicity Studies**

| Ingredient  | Test Concentration                      | Animals<br>(number stated, if available<br>from source) | Results   |
|---|---|---|---|
| Sodium Polyphosphate/Sodium Hexametaphosphate                         |   | Rats  | LD <sub>50</sub> >10,000 mg/kg. <sup>50</sup>   |
| Sodium Polyphosphate/Sodium Hexametaphosphate                         |   | Mice  | LD <sub>50</sub> = 3700 mg/kg. <sup>8</sup>   |
| Sodium Phosphate  |   | Rats  | LD <sub>50</sub> = 4100 mg/kg. <sup>8</sup>   |
| Sodium Phosphate  |   | Rats  | LD <sub>50</sub> = 7100 mg/kg. <sup>50</sup>  |
| Sodium Phosphate  |   | Rats  | LD <sub>50</sub> = 8390 mg/kg. <sup>50,68</sup>   |
| Sodium Phosphate  |   | Mice  | LD <sub>50</sub> > 3700 mg/kg. <sup>50,8</sup>  |
| Sodium Phosphate  |   | Guinea pigs   | LD <sub>50</sub> > 2000 mg/kg. <sup>50,91</sup>   |
| Sodium Trimetaphosphate   |   | Rats  | LD <sub>50</sub> = 10600 mg/kg. <sup>50</sup>   |
| Tetrasodium Pyrophosphate   |   | Rats  | LD <sub>50</sub> = 1380 mg/kg. <sup>8</sup>   |
| Tetrasodium Pyrophosphate   |   | Rats (female)   | LD <sub>50</sub> = 1825 mg/kg. <sup>50</sup>  |
| Tetrasodium Pyrophosphate   |   | Rats (male)   | LD <sub>50</sub> = 2150 mg/kg. <sup>50</sup>  |
| Tetrasodium Pyrophosphate   |   | Rats  | LD <sub>50</sub> = 3770 mg/kg. <sup>50</sup>  |
| Tetrasodium Pyrophosphate   |   | Rats  | LD <sub>50</sub> = 1380 mg/kg. <sup>8</sup>   |
| Tetrasodium Pyrophosphate (~ 67%) and Potassium Metaphosphate (~ 33%) |   | Rats  | LD <sub>50</sub> = 4000 mg/kg. <sup>8</sup>   |
| Tetrasodium Pyrophosphate   | 200 mg/ml suspension in distilled water | Sprague-Dawley rats (females, groups of 5)              | No clinical signs or necropsy findings. LD <sub>50</sub> > 2000 mg/kg. <sup>32,93</sup> |
| Tetrasodium Pyrophosphate   |   | Mice  | LD <sub>50</sub> = 1300 mg/kg. <sup>8</sup>   |
| Trisodium Phosphate   |   | Rats  | LD <sub>50</sub> > 2000 mg/kg. <sup>50,94</sup>   |
| Trisodium Phosphate   |   | Rats  | LD <sub>50</sub> = 4100 mg/kg. <sup>50</sup>  |
| Trisodium Phosphate   |   | Rats  | LD <sub>50</sub> = 4150 mg/kg. <sup>50</sup>  |
| Trisodium Phosphate   |   | Rats (female)   | LD <sub>50</sub> < 5000 mg/kg. <sup>50</sup>  |
| Trisodium Phosphate   | 20% solution                            | Rats  | LD <sub>50</sub> = 6500 mg/kg. <sup>50,95</sup>   |
| Trisodium Phosphate   |   | Rats  | LD <sub>50</sub> = 7800 mg/kg. <sup>50</sup>  |
| <i>Potassium Salts</i>  |   |   |   |
| Dipotassium Phosphate   |   | Rats  | LD <sub>50</sub> > 500 mg/kg. <sup>50</sup>   |
| Dipotassium Phosphate   |   | Rats  | LD <sub>50</sub> > 1000 mg/kg. <sup>50</sup>  |
| Dipotassium Phosphate(liquid)   |   | Rats  | LD <sub>50</sub> = 4810 mg/kg. <sup>50</sup>  |
| Dipotassium Phosphate   |   | Rats  | LD <sub>50</sub> = 5700 mg/kg. <sup>50</sup>  |
| Tetrapotassium Pyrophosphate  |   | Rats (male)   | LD <sub>50</sub> > 1000 mg/kg. <sup>50</sup>  |
| Tetrapotassium Pyrophosphate  |   | Rats  | LD <sub>50</sub> = 2980 mg/kg. <sup>50</sup>  |
| Tetrapotassium Pyrophosphate  |   | Rats  | LD <sub>50</sub> = 3160 mg/kg. <sup>50</sup>  |

**Table 5. Acute Oral Toxicity Studies**

| Ingredient  | Test Concentration                     | Animals<br>(number stated, if available<br>from source) | Results  |
|---|--|---|--|
| Tetrapotassium<br>Pyrophosphate                         |  | Rats  | LD <sub>50</sub> = 3550 mg/kg. <sup>50</sup>     |
| Tetrapotassium<br>Pyrophosphate                         | Solution (concentration<br>not stated) | Rats  | LD <sub>50</sub> = 2440 mg/kg. <sup>50</sup>     |
| Tetrapotassium<br>Pyrophosphate                         | Solution (concentration<br>not stated) | Rats  | LD <sub>50</sub> < 5000 mg/kg. <sup>50</sup>     |
| Tetrapotassium<br>Pyrophosphate                         |  | Mice  | LD <sub>50</sub> = 1000 mg/kg. <sup>50,96</sup>  |
| Dipotassium Phosphate                                   |  | Mice  | LD <sub>50</sub> = 1700 mg/kg. <sup>50,97</sup>  |
| Pentapotassium<br>Triphosphate                          |  | Rats (male)   | LD <sub>50</sub> > 1000 mg/kg. <sup>50</sup>     |
| Potassium Phosphate                                     |  | Rats (male)   | LD <sub>50</sub> > 4640 mg/kg. <sup>50</sup>     |
| Potassium Phosphate                                     |  | Rats  | LD <sub>50</sub> = 7100 mg/kg. <sup>50</sup>     |
| Potassium Phosphate                                     |  | Rats  | LD <sub>50</sub> = 2820 mg/kg. <sup>8</sup>      |
| Potassium Phosphate                                     |  | Mice  | LD <sub>50</sub> = 1700 mg/kg. <sup>50,98</sup>  |
| Potassium Phosphate                                     |  | Mice  | LD <sub>50</sub> ≈ 3200 mg/kg. <sup>8</sup>      |
| <i>Calcium Salts</i>                                    |  |   |  |
| Calcium Dihydrogen<br>Phosphate (in distilled<br>water) |  | Female Sprague-Dawley rats<br>(groups of 3)             | LD <sub>50</sub> > 2000 mg/kg. <sup>88,89</sup>  |
| Calcium Dihydrogen<br>Phosphate                         |  | Female Sprague-Dawley rats<br>(groups of 5)             | LD <sub>50</sub> > 10000 mg/kg. <sup>88,89</sup> |
| Calcium Dihydrogen<br>Phosphate                         |  | Albino rabbits (5 males and 5<br>females)               | LD <sub>50</sub> > 2000 mg/kg. <sup>89</sup>     |
| Calcium Phosphate                                       |  | Rats  | LD <sub>50</sub> > 1000 mg/kg. <sup>50</sup>     |
| Calcium Phosphate                                       |  | Rats  | LD <sub>50</sub> = 2170 mg/kg. <sup>50</sup>     |
| Calcium Phosphate                                       |  | Rats (female)   | LD <sub>50</sub> = 3986 mg/kg. <sup>50</sup>     |
| Calcium Phosphate                                       |  | Rats (male)   | LD <sub>50</sub> > 5000 mg/kg. <sup>50</sup>     |
| Calcium Phosphate                                       |  | Mice  | LD <sub>50</sub> = 4600 mg/kg. <sup>8</sup>      |
| Dicalcium Phosphate                                     |  | 6 Sprague-Dawley rats<br>(female)                       | LD <sub>50</sub> ≥ 2000 mg/kg. <sup>69</sup>     |
| Dicalcium Phosphate                                     |  | Rats  | LD <sub>50</sub> = 7100 mg/kg. <sup>50</sup>     |
| Dicalcium Phosphate                                     |  | Rats  | LD <sub>50</sub> > 7940 mg/kg. <sup>50</sup>     |
| Dicalcium Phosphate                                     |  | 10 Sprague-Dawley rats<br>(female)                      | LD <sub>50</sub> > 10000 mg/kg. <sup>69</sup>    |
| Dicalcium Phosphate                                     |  | Mice  | LD <sub>50</sub> ≈ 1700 mg/kg. <sup>18</sup>     |
| Tricalcium Phosphate                                    |  | Rats  | LD <sub>50</sub> > 5000 mg/kg. <sup>50</sup>     |
| Tricalcium Phosphate                                    |  | Sprague-Dawley rats (female,<br>groups of 3)            | LD <sub>50</sub> > 2000 mg/kg. <sup>57</sup>     |
| Calcium Pyrophosphate                                   |  | Rats  | LD <sub>50</sub> > 10,000 mg/kg. <sup>50</sup>   |

**Table 5. Acute Oral Toxicity Studies**

| Ingredient             | Test Concentration                     | Animals<br>(number stated, if available<br>from source) | Results                                       |
|------------------------|--|---|---|
| <i>Magnesium Salts</i> |  |   |   |
| Magnesium Phosphate    |  | Rats  | LD <sub>50</sub> > 1000 mg/kg. <sup>50</sup>  |
| Magnesium Phosphate    |  | Rats  | LD <sub>50</sub> > 4640 mg/kg. <sup>50</sup>  |
| Magnesium Phosphate    |  | Rats  | LD <sub>50</sub> > 5000 mg/kg. <sup>50</sup>  |
| Trimagnesium Phosphate |  | Rats  | LD <sub>50</sub> > 10000 mg/kg. <sup>50</sup> |
| Magnesium Phosphate    | Solution (concentration<br>not stated) | Rabbits   | LD <sub>50</sub> > 2000 mg/kg. <sup>50</sup>  |



**Table 6. Acute Dermal Toxicity Studies**

| Ingredient  | Test Concentration/Dose | Animals<br>(number stated, if available<br>from source)                | Results   |
|---|-------------------------|--|---|
| <i>Acids</i>  |                         |  |   |
| Phosphoric Acid                                     | 85% solution            | New Zealand white rabbits<br>(males and females; groups of<br>up to 2) | LD <sub>50</sub> > 1260 mg/kg. <sup>70</sup>  |
| Phosphoric Acid                                     |                         | Rabbits  | LD <sub>50</sub> = 2740 mg/kg. <sup>50,68</sup>   |
| Phosphoric Acid                                     | 75% and 80% solutions   | New Zealand white rabbits<br>(males and females; groups of<br>up to 2) | LD <sub>50</sub> > 3160 mg/kg. <sup>70</sup>  |
| Phosphoric Acid                                     | 85% solution            | Rabbits  | LD <sub>50</sub> > 2000 mg/kg. <sup>50</sup>  |
| <i>Ammonium Salts</i>                               |                         |  |   |
| Ammonium Phosphate                                  |                         | Rats   | LD <sub>50</sub> > 5000 mg/kg. <sup>90</sup>  |
| Ammonium Phosphate                                  |                         | Rabbits  | LD <sub>50</sub> > 7940 mg/kg. <sup>50</sup>  |
| Diammonium Phosphate                                |                         | Rats   | LD <sub>50</sub> > 5000 mg/kg. <sup>90</sup>  |
| Diammonium Phosphate                                |                         | Rabbits  | LD <sub>50</sub> > 7940 mg/kg. <sup>50</sup>  |
| Diammonium Phosphate                                |                         | Rabbits  | LD <sub>50</sub> > 10,000 mg/kg. <sup>50</sup>  |
| Diammonium Phosphate                                |                         | Rats   | LD <sub>50</sub> > 5000 mg/kg. <sup>99</sup>  |
| <i>Sodium Salts</i>                                 |                         |  |   |
| Disodium Phosphate                                  |                         | Rabbits  | LD <sub>50</sub> > 7940 mg/kg. <sup>50</sup>  |
| Disodium Pyrophosphate                              |                         | Rabbits  | LD <sub>50</sub> > 300 mg/kg. <sup>100</sup>  |
| Disodium Pyrophosphate                              |                         | Rabbits  | LD <sub>50</sub> > 7940 mg/kg. <sup>50</sup>  |
| Pentasodium Triphosphate                            |                         | Rabbits  | LD <sub>50</sub> = 4640 mg/kg. <sup>50</sup>  |
| Pentasodium Triphosphate                            |                         | Rabbits  | LD <sub>50</sub> > 7940 mg/kg. <sup>50</sup>  |
| Sodium Phosphate                                    |                         | Rabbits  | LD <sub>50</sub> > 7940 mg/kg. <sup>50</sup>  |
| Sodium<br>Polyphosphate/Sodium<br>Hexametaphosphate |                         | Rabbits  | LD <sub>50</sub> > 7940 mg/kg. <sup>50</sup>  |
| Tetrasodium Pyrophosphate                           |                         | 20 Sprague-Dawley rats   | No clinical signs or necropsy<br>findings. LD <sub>50</sub> > 2000 mg/kg. <sup>33</sup> |
| Tetrasodium Pyrophosphate                           |                         | Rabbits  | LD <sub>50</sub> > 2000 mg/kg. <sup>50</sup>  |
| Tetrasodium Pyrophosphate                           |                         | Rabbits  | LD <sub>50</sub> > 7940 mg/kg. <sup>50</sup>  |
| Trisodium Phosphate                                 |                         | Rabbits  | LD <sub>50</sub> > 300 mg/kg. <sup>100</sup>  |
| Trisodium Phosphate                                 |                         | Rabbits  | LD <sub>50</sub> > 7940 mg/kg. <sup>50</sup>  |
| <i>Potassium Salts</i>                              |                         |  |   |
| Dipotassium Phosphate                               |                         | Rabbits  | LD <sub>50</sub> > 300 mg/kg. <sup>50</sup>   |
| Dipotassium<br>Phosphate(liquid)                    |                         | Rabbits  | LD <sub>50</sub> > 5000 mg/kg. <sup>50</sup>  |
| Dipotassium Phosphate                               |                         | Rabbits  | LD <sub>50</sub> > 5000 mg/kg. <sup>50</sup>  |
| Pentapotassium<br>Triphosphate                      |                         | Rabbits  | LD <sub>50</sub> > 4640 mg/kg. <sup>50</sup>  |
| Potassium Phosphate                                 |                         | Rabbits  | LD <sub>50</sub> > 4640 mg/kg. <sup>50</sup>  |
| Potassium Phosphate                                 |                         | Rabbits  | LD <sub>50</sub> > 7940 mg/kg. <sup>50</sup>  |
| Tetrapotassium<br>Pyrophosphate                     |                         | Rabbits  | LD <sub>50</sub> > 2000 mg/kg. <sup>50</sup>  |

**Table 6. Acute Dermal Toxicity Studies**

| Ingredient                               | Test Concentration/Dose                | Animals<br>(number stated, if available<br>from source) | Results   |
|--|--|---|---|
| Tetrapotassium<br>Pyrophosphate          |  | Rabbits   | LD <sub>50</sub> > 4640 mg/kg. <sup>50</sup>                                    |
| Tetrapotassium<br>Pyrophosphate (liquid) |  | Rabbits   | LD <sub>50</sub> > 5000 mg/kg. <sup>50</sup>                                    |
| Tetrapotassium<br>Pyrophosphate          |  | Rabbits   | LD <sub>50</sub> > 7940 mg/kg. <sup>50</sup>                                    |
| Tetrapotassium<br>Pyrophosphate          |  | Rabbits   | LD <sub>50</sub> > 10,000 mg/kg. <sup>50</sup>                                  |
| <i>Calcium Salts</i>                     |  |   |   |
| Calcium Dihydrogen<br>Phosphate          | 2000 mg/kg                             | Rabbits (5 males and 5<br>females)                      | Severe erythema and mild<br>edema. LD <sub>50</sub> > 2000 mg/kg. <sup>88</sup> |
| Calcium Phosphate                        |  | Rabbits   | LD <sub>50</sub> > 300 mg/kg. <sup>100</sup>                                    |
| Calcium Phosphate                        |  | Rabbits   | LD <sub>50</sub> > 2000 mg/kg. <sup>50</sup>                                    |
| Calcium Pyrophosphate                    |  | Rabbits   | LD <sub>50</sub> > 7940 mg/kg. <sup>50</sup>                                    |
| Dicalcium Phosphate                      | 2000 mg/kg                             | Stauffland albino rabbits (5<br>males and 5 females)    | LD <sub>50</sub> > 2000 mg/kg. <sup>69</sup>                                    |
| Dicalcium Phosphate                      |  | Rabbits   | LD <sub>50</sub> > 7940 mg/kg. <sup>50</sup>                                    |
| Tricalcium Phosphate                     |  | Rabbits   | LD <sub>50</sub> > 2000 mg/kg. <sup>50</sup>                                    |
| <i>Magnesium Salts</i>                   |  |   |   |
| Magnesium Phosphate                      | Solution (concentration<br>not stated) | Rabbits   | LD <sub>50</sub> > 2000 mg/kg. <sup>50</sup>                                    |
| Magnesium Phosphate                      |  | Rabbits   | LD <sub>50</sub> > 4640 mg/kg. <sup>50</sup>                                    |
| Trimagnesium Phosphate                   |  | Rabbits   | LD <sub>50</sub> > 7940 mg/kg. <sup>50</sup>                                    |

**Table 7. Repeated Dose Oral Toxicity Studies**

| Ingredient            | Test Concentration/Dose   | Animals (number stated, if available from source) | Results  |
|-----------------------|---|---|--|
| <i>Acids</i>          |   |   |  |
| Phosphoric Acid       | Oral doses (by gavage) of 0, 125, 250, or 500 mg/kg/day for 42 days (males) and 40 to 42 days (females) | Sprague-Dawley rats (13/sex/dose)                 | 2 females of 500 mg/kg/day group died. NOAEL = 250 mg/kg/day. <sup>67,70</sup>   |
| Phosphoric Acid       | up to 0.75% in diet (338 mg/kg/day*) for > 52 weeks   | Rats  | NOEL = 338 mg/kg/day*. <sup>50,91</sup>  |
| Phosphoric Acid       | 0, 35, 105, or 211 mg/kg/day for 70 days  | Sheep   | NOAEL = 105 mg/kg/day. <sup>101</sup>  |
| <i>Ammonium Salts</i> |   |   |  |
| Diammonium Phosphate  | Oral doses (by gavage) of 0, 250, 750, or 1500 mg/kg/day (7 days/week) for 35 days                      | Rats (groups of 10 [5 males and 5 females/group]) | Histological examination of stomach revealed submucosal inflammation (not dose-dependent) at all doses. NOAEL = 250 mg/kg/day. <sup>90,102</sup>   |
| Diammonium Phosphate  | Increasing oral doses (in drinking water) of 300 to 700 mg/kg/day for 5 to 16 months                    | 10 Rabbits (females)                              | Average weight of parathyroid glands (only parameter assessed) was 235% of control values. <sup>99</sup>   |
| <i>Sodium Salts</i>   |   |   |  |
| Disodium Phosphate    | 10% in diet for 24 h to 72 h  | Rats  | Histological and histochemical changes in the kidneys. <sup>8,103</sup>  |
| Disodium Phosphate    | 1.8%, 3%, and 5% in modified Sherman diet for 6 months  | Young rats (groups of 34 to 36)                   | Significant decrease in growth and kidney damage (nephrocalcinosis) at dietary concentrations of 3% and 5%. Normal growth and slight increase (statistically significant) in kidney weight at 1.8% in the diet. <sup>8,104</sup> |
| Disodium Phosphate    | 0%, 1.1%, 1.8%, 3%, or 5% in diet (0, 495, 810, 1350, and 2250 mg/kg/day*) for 39 weeks                 | Rats  | Slight kidney calcification. LOEL = 495 mg/kg/day*. <sup>8,50,105</sup>  |
| Disodium Phosphate    | 1%, 2.5%, and 5% in Sherman diet for 16 weeks   | Rats  | Severe kidney damage in 5% dietary group (number of animals not stated). Hypertrophy and hemorrhage of the stomach (number of animals not stated). <sup>8,106</sup>  |
| Disodium Phosphate    | 5% Disodium Phosphate in the diet for 1 month (2571 mg/kg/day)  | Weanling rats                                     | Renal tubular necrosis. LOEL < 2571 mg/kg/day [assuming that 0.35 kg rat consumes 18 g food/day] <sup>32,92</sup>  |
| Disodium Phosphate    | 1%, 2.5%, or 5% in diet containing 0.6% calcium and 0.5% phosphorus for 100 days                        | 20 rats per sex                                   | Renal histopathology, decreased renal function, and increased kidney weight in all dietary groups. LOEL for 5% in diet = 2571 mg/kg/day (assuming that 0.35-kg rat consumed 18 g food per day). <sup>32,106</sup>                |

**Table 7. Repeated Dose Oral Toxicity Studies**

| Ingredient               | Test Concentration/Dose   | Animals (number stated, if available from source) | Results   |
|--------------------------|---|---|---|
| Disodium Pyrophosphate   | 1%, 2.5%, or 5% in basal diet (contained 0.6% calcium and 0.5% phosphorus) for 100 days   | Groups of 20 rats per sex                         | Renal histopathology, decreased renal function, and increased kidney weight in all groups except 1% dietary group. LOEL for 1% dietary group = 450 mg/kg/day (assuming that 0.35 kg rat consumes 18 g food/day). <sup>32,106</sup>                            |
| Pentasodium Triphosphate | 0%, 0.2%, 2%, or 10% (0, 103, 900 and 5143 mg/kg/day*) for 30 days  | Rats  | NOEL = 103 mg/kg/day. [Extrapolated from level of chemical in diet, assuming 0.35-kg rat eats 18 g food/day.] <sup>92</sup>   |
| Pentasodium Triphosphate | 0%, 0.2%, 2%, or 10% (0, 90, 900 and 4500 mg/kg/day*) for 30 days   | Rats  | NOEL = 90 mg/kg/day [Extrapolated from level of chemical in diet, assuming 0.35-kg rat eats 18 g food/day.] <sup>92</sup>   |
| Pentasodium Triphosphate | 1% solutions (pH of 5) of 3%, and 5% Pentasodium Triphosphate (effective concentrations of 0.03% and 0.05% [14 and 23 mg/kg/day]*, respectively) in Sherman diet for 24 weeks | Groups of rats (36 males, 36 females/group)       | Growth retardation at 0.05% in diet. Temporary growth retardation at 0.03% in diet. Nephrocalcinosis at both concentrations. <sup>8,107,108,104</sup>   |
| Pentasodium Triphosphate | 0%, 1.1%, 1.8%, 3%, and 5% (0, 495, 810, 1350, and 2250 mg/kg/day*) for 39 weeks  | Rats  | LOEL = 495 mg/kg/day*. <sup>50,105</sup>  |
| Pentasodium Triphosphate | 1.8%, 3%, and 5% (pH of 5 for each) (810, 1350, 2250 mg/kg/day*) in Sherman diet for 24 weeks   | Groups of rats (36 males, 36 females/group)       | Growth retardation at 5% in diet, temporary growth retardation at 3% in diet, and normal growth at 1.8% in diet. Nephrocalcinosis at 1.8%, 3%, or 5% in diet. Extent of kidney damage less at test substance pH of 5 than at pH 9.5. <sup>8,107,108,104</sup> |
| Pentasodium Triphosphate | 0.05%, 0.5%, or 5% in diet (23, 225, 2250 mg/kg/day*) for 2 years   | Weanling rats (groups of 50 males and 50 females) | Growth reduction only at 5% in diet (significant in males; slight in females). Smaller number (not stated) of rats fed 5% in diet survived. Low grade of anemia and increased kidney weight only at 5% in diet. NOEL = 225 mg/kg/day*. <sup>8,92</sup>        |
| Pentasodium Triphosphate | Oral dose rate of 0.1 g/kg/day for 1 month (1 dog). 2 other dogs dosed similarly for 1 month, and dose had increased to 4 g/kg/day by end of 5-month period                   | 3 dogs  | Kidney tubule damage in dogs receiving higher doses. No treatment-related changes in dog dosed with 0.1 g/kg/day only. <sup>8</sup>   |
| Pentasodium Triphosphate | 0 and 100 mg/kg/day for 30 days   | Dogs  | NOAEL = 100 mg/kg/day. <sup>92</sup>  |

**Table 7. Repeated Dose Oral Toxicity Studies**

| Ingredient                                    | Test<br>Concentration/Dose  | Animals<br>(number stated, if available<br>from source) | Results  |
|---|---|---|--|
| Sodium Hexametaphosphate                      | 0.9% and 35% in diet for up to 150 days. Control group: diet containing 0.4% P and 0.5% Ca  | Groups of 12 male rats                                  | Kidney weight significantly heavier in 30% dietary group (possibly due to high salt load on kidneys), when compared to control. No histopathological abnormalities in either group. <sup>8,109</sup>                   |
| Sodium Hexametaphosphate                      | 0.2%, 2%, or 10% in diet for 1 month  | Groups of 5 weanling male rats                          | Increased relative kidney weight and renal tubular necrosis at 120% in diet. Dietary no-effect-level of 0.2% in diet (equivalent to 103 mg/kg/day, assuming that 0.35-kg rat consumes 18 g food/day). <sup>32,92</sup> |
| Sodium Hexametaphosphate                      | 0.05%, 0.5%, or 5% in diet (23, 225, 2250 mg/kg/day*) for 2 years   | Groups of 50 male and 50 female weanling rats           | Calcification and increased kidney weight (not significant changes) in 5% dietary group. High mortality in all groups (unrelated to dietary concentration). <sup>8</sup>   |
| Sodium Hexametaphosphate                      | 1% in diet (450 mg/kg/day*) containing iron (1000 ppm) and iodine (30 ppm) for 9 months. Control group: unfortified salt diet                               | 8 Wistar/NIN rats                                       | No gross bone abnormality. Normal histology of kidneys and parathyroid gland in test and control groups. <sup>110</sup>  |
| Sodium Hexametaphosphate                      | Oral dose rate of 0.1 g/kg/day for 1 month (1 dog). 2 other dogs dosed similarly for 1 month, and dose had increased to 4 g/kg/day by end of 5-month period | 3 dogs  | Kidney tubule damage in dogs receiving higher doses. No treatment-related changes in dog dosed with 0.1 g/kg/day only. <sup>8</sup>  |
| Sodium Polyphosphate/Sodium Hexametaphosphate | 0%, 0.2%, 2%, or 10% in diet for 30 days  | Rats  | NOEL = 103 mg/kg/day*. <sup>92</sup>   |
| Sodium Polyphosphate/Sodium Hexametaphosphate | 0%, 0.1%, 1%, and 10% in diet (0, 45, 450, 4500 mg/kg/day*) for 104 weeks   | Rats  | NOAEL = 450 mg/kg/day*. <sup>92</sup>  |
| Sodium Polyphosphate/Sodium Hexametaphosphate | 0%, 0.05%, 0.5%, or 5% in diet (0, 23, 225, 2250 mg/kg/day*) for 104 weeks  | Rats  | NOAEL = 225 mg/kg/day*. <sup>92</sup>  |
| Sodium Polyphosphate/Sodium Hexametaphosphate | 0%, 0.93%, or 3.5% in diet (0, 419, 1575 mg/kg/day*) for 21 weeks   | Rats  | NOAEL = 1575 mg/kg/day*. <sup>50,109</sup>   |
| Sodium Polyphosphate/Sodium Hexametaphosphate | 0 or 100 mg/kg/day for 30 days  | Dogs  | NOAEL = 100 mg/kg/day. <sup>92</sup>   |
| Sodium Phosphate                              | 0.4% or 0.6% in diet for 28 days  | Juvenile female Wistar rats (RIV:TOX)                   | At 0.6% in diet, significant increase in kidney weight (25%) and in incidence of nephrocalcinosis. <sup>32,111</sup>   |

**Table 7. Repeated Dose Oral Toxicity Studies**

| Ingredient              | Test<br>Concentration/Dose   | Animals<br>(number stated, if available<br>from source) | Results  |
|-------------------------|--|---|--|
| Sodium Phosphate        | 1%, 2.5%, or 5% in Sherman diet for 16 weeks                                       | Groups of 20 male and female rats                       | Increased kidney weight (females) and decreased kidney function (males) at $\geq 2.5\%$ in diet. Kidney damage (calcification, degeneration, and necrosis) in greater % of rats in 1% dietary group, when compared to control group. <sup>8</sup>  |
| Sodium Phosphate        | 1.8%, 3%, or 5% in modified Sherman diet (810, 1350, 2250 mg/kg/day*) for 6 months | Groups of 34 to 36 young rats                           | Nephrocalcinosis in 3% and 5% dietary groups. At microscopic examination, kidney calcification in some of the animals (number not stated). Slight increase (statistically significant) in kidney weight in 1.8% dietary group.   |
| Sodium Phosphate        | 8% in diet for 7 months or until exitus  | Weanling rats   | Gradual bone decalcification, renal calcium deposition, and significant parathyroid hypertrophy and hyperplasia. Histological evidence of metastatic calcium deposits in renal tubules and long-bone periosteum and endosteum. <sup>61</sup>   |
| Sodium Phosphate        | 1.1% in diet (495 mg/kg/day*) for 39 weeks   | Rats  | Slight degree of kidney calcification. <sup>8,105</sup>  |
| Sodium Phosphate        | 0, 43, 129, or 258 mg/kg/day for 70 days   | Sheep   | NOEL = 258 mg/kg/day. <sup>101</sup>   |
| Sodium Trimetaphosphate | 0.2%, 2%, or 10% in diet for 1 month   | Weanling male rats (5 per group)                        | Reduced body weight, increased relative kidney weights, and renal tubular necrosis at 10% in diet. Acute inflammation or pelvic lesions in some of the rats (number not stated) fed 2% in diet. Dietary no-effect-level of 0.2% in diet (equivalent to 103 mg/kg/day, assuming that 0.35-kg rat consumes 18 g of food/day). <sup>32,92</sup>   |
| Sodium Trimetaphosphate | 0.1%, 1%, or 10% in diet (45, 450, 4500 mg/kg/day*) for 2 years                    | Rats  | At 10% in diet, substantial growth retardation (males and females) and anemia (females). <sup>112</sup>  |
| Sodium Trimetaphosphate | 0.05%, 0.5%, or 5% in diet (23, 225, 2250 mg/kg/day*) for 2 years                  | Rats  | Substantial growth retardation in males of 5% dietary group, but females slightly affected. 65% of rats examined in 5% dietary group presented with intertubular calcification, as distinguished from the coexistent pyelonephritis present in old rats. NOAEL = 450 mg/kg/day [Extrapolated from level of chemical in diet, assuming 0.35-kg rat eats 18 g food/day]. <sup>92,112</sup> |

**Table 7. Repeated Dose Oral Toxicity Studies**

| Ingredient  | Test<br>Concentration/Dose  | Animals<br>(number stated, if available<br>from source)  | Results  |
|---|---|--|--|
| Sodium Trimetaphosphate   | 0 and 100 mg/kg/day for 30 days   | Dogs   | NOAEL = 100 mg/kg/day. <sup>92</sup>   |
| Tetrasodium Pyrophosphate   | 250, 500, or 1000 mg/kg/day by gavage for 90 days (5 days/week) (OECD Guideline 408)  | Groups of 20 Sprague-Dawley rats (10 males and 10 females/group)                                       | No treatment-related mortalities. Increased white blood cell count (males and females) and decreased red blood cell count (males) at 1000 mg/kg/day. Significantly increased liver weight in males and females of 500 and 1000 mg/kg/day groups. Kidney lesions in males and females of 1000 mg/kg/day group. NOEL = 250 mg/kg/day; NOAEL = 500 mg/kg/day. <sup>33</sup> |
| Tetrasodium Pyrophosphate   | 0%, 1.1%, 1.8%, 3%, or 5% in diet (0, 495, 810, 1350 mg/kg/day*) for 39 weeks   | Rats   | LOEL = 495 mg/kg/day*. <sup>50,105</sup>   |
| Trisodium Phosphate   | 8% in diet (3600 mg/kg/day*) for 7 months or until animals died   | Mature rats  | Pathological effects in parathyroids, kidneys, and bones. LOEL < 3600 mg/kg/day*. <sup>8,113,114</sup>   |
| Sodium and Potassium Salts  |   |  |  |
| Diets high (1.5%) in P (as monophosphate or tripolyphosphate sodium or potassium salts) | Feeding for 13 days   | Male rats  | Nephrocalcinosis. <sup>32,115</sup>  |
| Tetrasodium Pyrophosphate + Potassium Metaphosphate                                     | 0.5% commercial preparation containing 67% Tetrasodium Pyrophosphate and 33% Potassium Metaphosphate (effective concentration [Tetrasodium Pyrophosphate = 0.5% x 67% = 0.34%; effective concentration [Potassium Metaphosphate] = 0.5% x 33% = 0.17%]) | Rats (10 males, 10 females). Feeding continued through 2 <sup>nd</sup> and 3 <sup>rd</sup> generations | Growth, average lifespan, and kidney weight normal. <sup>8,60</sup>  |
| Tetrasodium Pyrophosphate + Potassium Metaphosphate                                     | 1% commercial preparation containing 67% Tetrasodium Pyrophosphate and 33% Potassium Metaphosphate (effective concentration [Tetrasodium Pyrophosphate = 1% x 67% = 0.67%; effective concentration [Potassium Metaphosphate] = 1% x 33% = 0.33 %])      | Rats (10 males, 10 females). Feeding continued through 2 <sup>nd</sup> and 3 <sup>rd</sup> generations | Growth and average lifespan normal. Nephrocalcinosis and slight increase (significant increase only in males) in kidney weight observed. <sup>8,60</sup>   |

**Table 7. Repeated Dose Oral Toxicity Studies**

| Ingredient  | Test Concentration/Dose   | Animals (number stated, if available from source)  | Results  |
|---|---|--|--|
| Tetrasodium Pyrophosphate + Potassium Metaphosphate | 2.5% commercial preparation containing 67% Tetrasodium Pyrophosphate and 33% Potassium Metaphosphate (effective concentration [Tetrasodium Pyrophosphate = 2.5% x 67% = 1.7%; effective concentration [Potassium Metaphosphate] = 2.5% x 33% = 0.83%] | Rats (10 males, 10 females). Feeding continued through 2 <sup>nd</sup> and 3 <sup>rd</sup> generations | Growth and average lifespan normal. Nephrocalcinosis and increased kidney weight observed. <sup>8,60</sup>   |
| Tetrasodium Pyrophosphate + Potassium Metaphosphate | 5% commercial preparation containing 67% Tetrasodium Pyrophosphate and 33% Potassium Metaphosphate (effective concentration [Tetrasodium Pyrophosphate = 5% x 67% = 3.4%; effective concentration [Potassium Metaphosphate] = 5% x 33% = 1.7%]        | Rats (10 males, 10 females). Feeding continued through 2 <sup>nd</sup> and 3 <sup>rd</sup> generations | Growth retardation, increased kidney weight, and nephrocalcinosis observed. <sup>8,60</sup>  |
| <i>Potassium Salts</i>                              |   |  |  |
| Dipotassium Phosphate                               | 10% in diet for 8 weeks   | Male Wistar rats   | Nephrotoxicity at 10% in diet. <sup>64</sup>   |
| Dipotassium Phosphate                               | 0.87% and 5.1% in diet for 60 days and 150 days. 5.1% in diet equivalent to 2623 mg/kg/day*   | Groups of 12 Wistar male rats  | Kidney weight significantly increased after 150 days of feeding at 5.1% in diet; no histopathological lesions in kidney. No other treatment-related effects at gross or histopathological examination. NOAEL = 2623 mg/kg/day*. <sup>18</sup>  |
| Dipotassium Phosphate                               | 0.87% or 5.1% for 21 weeks  | Rats   | NOAEL = 2295 mg/kg/day*. <sup>50,109</sup>   |
| Dipotassium Phosphate                               | 5% in diet (2250 mg/kg/day*) in medium-term bioassay  | Male Wistar rats   | Renal calcification and severe nephropathy. <sup>64</sup>  |
| Dipotassium Phosphate                               | Oral doses (by gavage) of 1000 mg/kg/day for 42 days (males) and 42 to 54 days (females)  | Rats (males and females)   | Significant decreases in liver and heart weights-to-body weight ratio. No gross or histopathological alterations. LOEL = 1000 mg/kg/day. <sup>116</sup>  |
| Dipotassium Phosphate                               | Oral doses (by gavage) of 1000 mg/kg/day for 42 days (males) and for 42 to 54 days (females)  | Sprague-Dawley rats (16 males and 16 females/group)  | No deaths or abnormal clinical changes. Statistically significant reductions in red blood cells in females, but not in males. Significantly lower relative liver and heart weights observed not considered toxicological findings, due to absence of histopathological changes. LOEL = 1000 mg/kg/day. <sup>18</sup> |



**Table 7. Repeated Dose Oral Toxicity Studies**

| Ingredient                            | Test<br>Concentration/Dose   | Animals<br>(number stated, if available<br>from source)                         | Results  |
|---------------------------------------|--|---|--|
| Dipotassium Phosphate                 | Diet providing 800 mg/kg/day for 14 and 38 weeks   | 15 Beagle dogs  | Renal damage consisted of disseminated tubular atrophy (usually of the proximal tubules), focal scar tissue, and nephrocalcinosis. Renal morphological changes in all dogs after 14 and 38 weeks; renal damage greater after 38 weeks. LOEL < 800 mg/kg/day. <sup>18, 50,117,118</sup> |
| Tetrapotassium Pyrophosphate          | 0.6%, 1.25%, 2.5%, 5%, or 10% in diet (270, 563, 2250, 4500 mg/kg/day*) (to estimate maximum tolerable dose for long-term carcinogenicity study) | Groups of 60 male and female F344 rats  | 3 rats (from 10% dietary group) died of renal failure. Histopathological exam results for 5% and 10% dietary groups: necrosis and calcification of renal tubules, ulceration and /or granuloma formation in tongue mucosa, and hypertrophy of salivary glands. <sup>119</sup>          |
| <i>Calcium Salts</i>                  |  |   |  |
| Calcium Phosphate                     | 0.8% calcium and 0.9% phosphorus in diet (duration not stated)   | Guinea pigs   | Calcium deposits in soft tissues. Reduction in deposits when phosphorus content reduced to 0.5%. <sup>8,120</sup>  |
| Calcium Phosphate                     | 0.56% calcium and 0.42% phosphorus in the diet for up to 150 days  | 12 rats   | No adverse physiological effects at necropsy or microscopic examination. <sup>8,109</sup>  |
| Calcium Phosphate                     | 0.47% calcium and 0.43% phosphorus in the diet for up to 150 days  | 12 rats   | No adverse physiological effects at necropsy or microscopic examination. <sup>8,109</sup>  |
| Calcium Phosphate                     | 0.5% calcium and 1.30% phosphorus in the diet for up to 150 days   | 12 rats   | No adverse physiological effects at necropsy or microscopic examination. <sup>8,109</sup>  |
| Calcium Phosphate                     | High phosphorus containing diets (Ca:P ratios of up to 1:4) for 88 months  | Cinnamon ringtail monkeys ( <i>Cebus albifrons</i> )                            | Minor bone changes observed microscopically. <sup>8,121</sup>  |
| Calcium Pyrophosphate (in saline; β-) | Feeding 7 days/week (30 mg/kg/day) for 90 days.  | Sprague-Dawley rats (10 males, 10 females)                                      | No deaths or adverse toxic effects. <sup>39</sup>  |
| Dicalcium Phosphate                   | Doses of 0, 250, 500, or 1000 mg/kg/day by gavage for 28 days  | Rats (10 per sex in control and highest dose groups; 5 per sex in other groups) | No treatment-related clinical, hematological, or necropsy findings. Statistically significant increase in relative liver weight in males of the 250 mg/kg group, but no morphological findings in the liver. NOAEL = 1000 mg/kg/day. <sup>88,122</sup>                                 |
| Dicalcium Phosphate                   | Doses of 0, 250, 500, or 1000 mg/kg/day for 28 days by gastric intubation  | Sprague-Dawley rats (10/sex/dose)   | No gross or microscopic effects. NOAEL > 1000 mg/kg/day. <sup>69</sup>   |

**Table 7. Repeated Dose Oral Toxicity Studies**

| Ingredient           | Test<br>Concentration/Dose  | Animals<br>(number stated, if available<br>from source) | Results   |
|----------------------|---|---|---|
| Tricalcium Phosphate | Doses of 0, 250, 500, or 1000 mg/kg/day by gavage. Males dosed from 2 weeks before mating to end of mating. Females dosed from 2 weeks before mating to day 4 of lactation (including the mating and gestation periods) | Rats (10 per sex in each group)                         | No deaths or toxicologically significant findings. NOAEL = 1000 mg/kg/day. <sup>56,57</sup> |

NOEL = no-observed-effect level; NOAEL = no-observed-adverse-effect level; LOEL = lowest-observed-effect level

\*Extrapolated from level of chemical in diet, assuming 0.4 kg rat eats 18 g food/day.

**Table 8. Reproductive and Developmental Toxicity Studies**

| Ingredient               | Test Protocol  | Animals/Embryos  | Results   |
|--------------------------|--|--|---|
| <i>Acids</i>             |  |  |   |
| Phosphoric Acid          | 0.4% and 0.75% in diet for 90 weeks  | Rats from 3 successive generations (number not stated) | No adverse effects on reproduction at either dietary concentration. <sup>8,123</sup>  |
| Phosphoric Acid          | Oral doses of 0, 125, 250, or 500 mg/kg/day, to male rats for 42 days (2 weeks prior to mating to 2 weeks after mating); to female rats for 40 to 52 days (2 weeks prior to mating to day 4 post partum) | Rats (13 males 13 females/group)                       | No reproductive effects or treatment-related changes in neonatal survival or external abnormalities. <sup>67,70</sup>   |
| <i>Ammonium Salts</i>    |  |  |   |
| Diammonium Phosphate     | Oral doses of 0, 250, 750, or 1500 mg/kg/day (7 days/week) for 35 days   | Rats (5 males and 10 females/group)                    | No reproductive or developmental effects at doses administered. NOAEL = 1500 mg/kg/day. <sup>90,102</sup>   |
| <i>Sodium Salts</i>      |  |  |   |
| Disodium Pyrophosphate   | Doses (in water) up to 335 mg/kg/day on gestation days 6-15  | 19 to 22 CD-1 mice                                     | No treatment-related effects (NOEL > 335 mg/kg). <sup>124</sup>   |
| Disodium Pyrophosphate   | Doses (in water) up to 169 mg/kg/day on gestation days 6-15  | 21 to 24 Wistar rats                                   | No treatment-related effects (NOEL > 169 mg/kg). <sup>124</sup>   |
| Disodium Pyrophosphate   | Doses (in water) up to 166 mg/kg/day on gestation days 6-10  | 20 to 22 Golden hamsters                               | No treatment-related effects (NOEL > 166 mg/kg). <sup>124</sup>   |
| Disodium Pyrophosphate   | Doses (in water) up to 128 mg/kg/day on gestation days 6-18  | 9 to 12 Dutch-belted rabbits                           | No treatment-related effects (NOEL > 128 mg/kg). <sup>124</sup>   |
| Pentasodium Triphosphate | Oral doses (in water) up to 238 mg/kg/day on gestation days 6-15   | Groups of 21 to 24 pregnant albino, CD-1 outbred mice. | No clearly discernible treatment-related effect on nidation or on maternal or fetal survival. Number of abnormalities (in soft or skeletal tissues) in test animals did not differ from number occurring in sham-treated controls. NOEL > 238 mg/kg. <sup>125,126</sup> |
| Pentasodium Triphosphate | Oral doses (in water) up to 170 mg/kg/day on gestation days 6-15   | Groups of 19 to 23 Wistar albino rats                  | No clearly discernible treatment-related effect on nidation or on maternal or fetal survival. Number of abnormalities (in soft or skeletal tissues) in test animals did not differ from number occurring in sham-treated controls. NOEL > 170 mg/kg. <sup>125,126</sup> |
| Pentasodium Triphosphate | Oral doses (in water) up to 141 mg/kg/day on gestation days 6-10   | Groups of 20 to 21 pregnant female golden hamsters     | No clearly discernible treatment-related effect on nidation or on maternal or fetal survival. Number of abnormalities (in soft or skeletal tissues) in test animals did not differ from number occurring in sham-treated controls. NOEL > 141 mg/kg. <sup>125,126</sup> |

**Table 8. Reproductive and Developmental Toxicity Studies**

| Ingredient               | Test Protocol   | Animals/Embryos  | Results   |
|--------------------------|---|--|---|
| Pentasodium Triphosphate | Oral doses (in water) up to 250 mg/kg/day on gestation days 6-18  | Groups of 13 to 16 pregnant female Dutch-belted rabbits  | No clearly discernible treatment-related effect on nidation or on maternal or fetal survival. Number of abnormalities (in soft or skeletal tissues) in test animals did not differ from number occurring in sham-treated controls. NOEL > 250 mg/kg. <sup>127,128</sup>   |
| Pentasodium Triphosphate | 5% in diet for 2 years  | Groups of weanling rats (50 males and 50 females/group). Feeding through 3 generations (2 litters produced in each generation) | Normal reproduction and no adverse reproductive effects in offspring. <sup>8</sup>  |
| Pentasodium Triphosphate | Injection (increasing doses of 0.7 to 10 mg, and dose of 30 mg) into air chamber of chick embryo after 24 h and 72 h of incubation  | Chick embryos  | No effects at any dose after 24 h or 72 h of incubation. <sup>129</sup>   |
| Sodium Hexametaphosphate | 5% in diet for 2 years  | Groups of weanling rats (50 males and 50 females/group). Feeding through 3 generations (2 litters produced in each generation) | Normal reproduction and no adverse reproductive effects in offspring. <sup>8</sup>  |
| Sodium Hexametaphosphate | Doses (vehicle not stated) up to 370 mg/kg/day on gestation days 6-16   | ~ 24 albino CD-1 mice  | No treatment-related effects (NOEL > 370 mg/kg). <sup>8</sup>   |
| Sodium Hexametaphosphate | Doses (vehicle not stated) up to 138 mg/kg/day on gestation days 6-16   | ~ 24 Wistar albino rats  | No treatment-related effects (NOEL > 138 mg/kg). <sup>8</sup>   |
| Sodium Hexametaphosphate | Injection via the air cell/yolk. Doses up to 10 mg/egg (maximum volume injected = 100 µl). LD <sub>50</sub> values determined and gross examination for developmental abnormalities performed | 100 chick embryos per dose level   | LD <sub>50</sub> = 1.53 mg/egg (air cell injection). Cleft palate and other anomalies at all doses (0.5 to 10 mg/egg). Teratogenic. <sup>130</sup>  |
| Sodium Metaphosphate     | Injection (increasing doses of 0.7 to 10 mg, and dose of 30 mg) into air chamber of chick embryo after 24 h and 72 h of incubation  | Chick embryos  | No effects at any dose after 72 h of incubation. Doses of 10 to 15 mg had lethal effect after 24 h of incubation. Embryos of 2 <sup>nd</sup> and 3 <sup>rd</sup> brooding day had characteristic misshapes of the brain, heart primordium, and somites. Anomalies observed at microscopic examination. <sup>129</sup> |
| Sodium Phosphate         | Injection via the air cell/yolk. Doses up to 10 mg/egg (maximum volume injected = 100 µl). LD <sub>50</sub> values determined and gross examination for developmental abnormalities performed | 100 chick embryos per dose level   | LD <sub>50</sub> = 2 mg/egg (air cell injection); LD <sub>50</sub> = 0.53 mg/egg (yolk injection). Cleft palate and other anomalies at all doses (0.5 to 10 mg/egg). Teratogenic. <sup>130</sup>  |

**Table 8. Reproductive and Developmental Toxicity Studies**

| Ingredient  | Test Protocol  | Animals/Embryos  | Results  |
|---|--|--|--|
| Sodium Polyphosphate/Sodium Hexametaphosphate       | Doses (vehicle not stated) up to 141 mg/kg/day; days of gestation not stated   | Rats and mice  | No treatment-related effects (NOEL > 141 mg/kg). <sup>114</sup>  |
| Sodium Phosphate                                    | Doses (in water) up to 370 mg/kg/day on gestation days 6-15  | 19 to 22 CD-1 mice   | No treatment-related effects (NOEL > 370 mg/kg). <sup>131</sup>  |
| Sodium Phosphate                                    | Doses (in water) up to 410 mg/kg/day on gestation days 6-15  | 20 Wistar rats   | No treatment-related effects (NOEL > 410 mg/kg). <sup>131</sup>  |
| Sodium Trimetaphosphate                             | 0.1%, 1%, or 10% in diet for 2 years   | Weanling rats (number/strain not stated)   | At up to 10% in diet, no effect on fertility or litter size through F <sub>2</sub> generation. <sup>61</sup>   |
| Tetrasodium Pyrophosphate                           | Doses (in corn oil) up to 130 mg/kg/day on gestation days 6-15   | 18 to 21 CD-1 mice   | No treatment-related effects (NOEL > 130 mg/kg). <sup>132</sup>  |
| Tetrasodium Pyrophosphate                           | Doses (in corn oil) up to 138 mg/kg/day on gestation days 6-15   | 19 to 21 Wistar rats   | No treatment-related effects (NOEL > 138 mg/kg). <sup>132</sup>  |
| Tetrasodium Pyrophosphate                           | Injection via the air cell/yolk. Doses up to 5 mg/egg (maximum volume injected = 100 µl). LD <sub>50</sub> values determined and gross examination for developmental abnormalities performed   | 100 chick embryos per dose level   | LD <sub>50</sub> values: 3.87 mg/egg (air cell injection at 0 h), 0.34 mg/egg (air cell injection at 96 h), and 0.12 mg/egg (yolk sac injection at 0 h). Serious terata reported, including one observation of ectopia cordis. Teratogenic. <sup>130</sup> |
| Sodium and Potassium Salts                          |  |  |  |
| Tetrasodium Pyrophosphate + Potassium Metaphosphate | 0.5% commercial preparation (in Sherman diet) containing 67% Tetrasodium Pyrophosphate and 33% Potassium Metaphosphate (effective concentration [Tetrasodium Pyrophosphate = 0.5% x 67% = 0.34%; effective concentration [Potassium Metaphosphate] = 0.5% x 33% = 0.17%] | Rats (10 males, 10 females). Feeding continued through 2 <sup>nd</sup> and 3 <sup>rd</sup> generations | Growth and fertility were normal. No difference in incidence of abnormalities between treated and control animals. <sup>8,60</sup>   |
| Tetrasodium Pyrophosphate + Potassium Metaphosphate | 1% commercial preparation (in Sherman diet) containing 67% Tetrasodium Pyrophosphate and 33% Potassium Metaphosphate (effective concentration [Tetrasodium Pyrophosphate = 1% x 67% = 0.67%; effective concentration [Potassium Metaphosphate] = 1% x 33% = 0.33 %]      | Rats (10 males, 10 females). Feeding continued through 2 <sup>nd</sup> and 3 <sup>rd</sup> generations | Growth and fertility were normal. No difference in incidence of abnormalities between treated and control animals. <sup>8,60</sup>   |

**Table 8. Reproductive and Developmental Toxicity Studies**

| Ingredient  | Test Protocol   | Animals/Embryos  | Results   |
|---|---|--|---|
| Tetrasodium Pyrophosphate + Potassium Metaphosphate | 5% commercial preparation (in Sherman diet) containing 67% Tetrasodium Pyrophosphate and 33% Potassium Metaphosphate (effective concentration [Tetrasodium Pyrophosphate = 5% x 67% = 3.4%; effective concentration [Potassium Metaphosphate] = 5% x 33% = 1.7%]) | Rats (10 males, 10 females). Feeding continued through 2 <sup>nd</sup> and 3 <sup>rd</sup> generations | Growth and fertility were normal. No difference in incidence of abnormalities between treated and control animals. <sup>8,60</sup>      |
| <i>Potassium Salts</i>                              |   |  |   |
| Dipotassium Phosphate                               | Doses of 1000 mg/kg/day for 42 days (males) and 42 to 54 days (females)   | Sprague-Dawley rats (males and females)  | No reproductive or developmental toxic effects. NOAEL = 1000 mg/kg/day. <sup>18</sup>   |
| Potassium Phosphate                                 | Doses (in water) up to 320 mg/kg/day on gestation days 6-15   | 20 to 22 CD-1 mice   | No treatment-related effects (NOEL > 320 mg/kg). <sup>133</sup>   |
| Potassium Phosphate                                 | Doses (in water) up to 282 mg/kg/day on gestation days 6-15   | 20 to 25 Wistar rats   | No treatment-related effects (NOEL > 282 mg/kg). <sup>133</sup>   |
| Potassium Phosphate                                 | Injection (in water) via the air cell and via the air cell/yolk. Doses up to 10 mg/egg (maximum volume injected = 100 µl). LD <sub>50</sub> values determined and gross examination for developmental abnormalities performed                                     | 100 chicken embryos per dose level   | LD <sub>50</sub> = 1.51 mg/egg. Non-teratogenic. <sup>130</sup>   |
| <i>Calcium Salts</i>                                |   |  |   |
| Calcium Phosphate                                   | Doses (in water) up to 465 mg/kg/day on gestation days 6-15   | 19 to 24 CD-1 mice   | No treatment-related effects (NOEL > 465 mg/kg). <sup>134</sup>   |
| Calcium Phosphate                                   | Doses (in water) up to 410 mg/kg/day on gestation days 6-15   | 19 to 22 Wistar rats   | No treatment-related effects (NOEL > 410 mg/kg). <sup>134</sup>   |
| Calcium Phosphate                                   | Doses (in water) up to 217 mg/kg/day on gestation days 6-18   | 9 to 17 Dutch-belted rabbits   | No treatment-related effects (NOEL > 217 mg/kg). <sup>134</sup>   |
| Calcium Phosphate                                   | Injection (in 1 N HCl) via the air cell/yolk. Doses up to 2.5 mg/egg (maximum volume injected = 100 µl). LD <sub>50</sub> values determined and gross examination for developmental abnormalities performed   | 100 chick embryos per dose level   | LD <sub>50</sub> = 0.37 mg/egg. Non-teratogenic. <sup>130</sup>   |
| Dicalcium Phosphate                                 | Doses of 0, 250, 500, or 1000 mg/kg/day. Males dosed once daily for 2 weeks prior to, during, and post-mating (42 days total). Females dosed once daily for weeks prior to mating, throughout gestation,  | Rats (13/sex/dose)   | No dose-related effects on mating, gestation, or external malformations. NOAEL of 1,000 mg/kg/day (parents and pups). <sup>88,122</sup> |

**Table 8. Reproductive and Developmental Toxicity Studies**

| Ingredient           | Test Protocol   | Animals/Embryos                  | Results  |
|----------------------|---|----------------------------------|--|
|                      | and 4 days after delivery   |                                  |  |
| Tricalcium Phosphate | Doses of 0, 250, 500, or 1000 mg/kg/day by gavage. Males dosed from 2 weeks before mating to end of mating. Females dosed from 2 weeks before mating to day 4 of lactation (including the mating and gestation periods) | Rats (10/sex/dose)               | No treatment-related adverse effects on reproductive parameters and no externally malformed neonates in any dose group. NOAEL for reproductive and developmental toxicity = 1000 mg/kg/day. <sup>56,57</sup> |
| Tricalcium Phosphate | Injection (in water) via the air cell and via the air cell/yolk. Doses up to 2.5 mg/egg (maximum volume injected = 100 µl)  | 100 chick embryos per dose level | LD <sub>50</sub> = 0.85 mg/egg. Non-teratogenic. <sup>130</sup>  |

**Table 9. Genotoxicity Studies**

| Ingredient/Similar Chemical        | Strain/cell type   | Assay                               | Dose/Concentration                                 | Results  |
|------------------------------------|--|-------------------------------------|--|--|
| <i>Acids</i>                       |  |                                     |  |  |
| Phosphoric Acid                    | <i>Salmonella typhimurium</i> strains TA98, TA100, TA1535, TA1537, and <i>E. coli</i> strain WP2uvrA | Ames test                           | up to 5000 µg/plate                                | Negative in all strains (with and without metabolic activation). <sup>67,70</sup>  |
| Phosphoric Acid (75%-85% solution) | <i>Salmonella typhimurium</i> strains TA97, TA98, TA100, TA102, and TA1535                           | Ames Test                           | Concentrations not stated (pHs ranged from 4 to 9) | Negative in all strains (with and without metabolic activation). <sup>70,135</sup> |
| Phosphoric Acid (75%-85% solution) | <i>Salmonella typhimurium</i> strains TA97, TA98, TA100, and TA104                                   | Ames Test                           | up to 2 µl/plate                                   | Negative in all strains (with and without metabolic activation). <sup>136</sup>    |
| Phosphoric Acid                    | Chinese hamster lung cells   | Chromosome aberrations assay        | Up to 450 µg/ml                                    | Negative (with and without metabolic activation). <sup>67,70</sup>                 |
| <i>Ammonium Salts</i>              |  |                                     |  |  |
| Diammonium Phosphate               | <i>Salmonella typhimurium</i> strains TA98, TA100, TA1535, TA1537 and <i>E. coli</i> strain WP2uvrA  | Ames Test                           | up to 5000 µg/plate                                | Negative (with and without metabolic activation). <sup>99</sup>                    |
| Diammonium Phosphate               | Chinese hamster ovary cells  | Chromosome aberrations assay        | Up to 1230 µg/ml                                   | Negative (with and without metabolic activation). <sup>99</sup>                    |
| <i>Sodium Salts</i>                |  |                                     |  |  |
| Disodium Phosphate                 | <i>Salmonella typhimurium</i> strains TA92, TA94, TA98, TA100, TA1535 and TA1537                     | Ames Test                           | up to 100 mg/plate                                 | Negative in all strains (with and without metabolic activation). <sup>137</sup>    |
| Disodium Phosphate                 | <i>Salmonella typhimurium</i> strains TA98, TA100, TA1535 and TA1537                                 | Ames Test                           | up to 10,000 µg/plate                              | Negative in all strains (with and without metabolic activation). <sup>138</sup>    |
| Disodium Phosphate                 | Chinese hamster fibroblasts (CHL cell line)  | Chromosome aberrations assay        | up to 2 mg/ml                                      | Negative. <sup>137</sup>   |
| Disodium Pyrophosphate             | <i>Salmonella typhimurium</i> strains TA92, TA94, TA98, TA100, TA1535 and TA1537                     | Ames Test                           | up to 10 mg/plate                                  | Negative in all strains (with and without metabolic activation). <sup>137</sup>    |
| Disodium Pyrophosphate             | <i>Salmonella typhimurium</i> strains TA97, TA98, TA100, TA102, and TA1535                           | Ames Test                           | 5% (w/v)   | Negative in all strains (with and without metabolic activation). <sup>114</sup>    |
| Disodium Pyrophosphate             | <i>Saccharomyces cerevisiae</i>  | <i>S. cerevisiae</i> mutation assay | Not stated   | Negative (with or without metabolic activation not stated). <sup>114</sup>         |
| Disodium Pyrophosphate             | <i>Salmonella typhimurium</i> strain TA1530 and <i>S. cerevisiae</i> strain D3                       | Host mediated assay                 | up to 1400 mg/kg                                   | Negative in both strains. <sup>114</sup>   |
| Disodium Pyrophosphate             | Rats   | Dominant lethal test                | up to 720 mg/kg                                    | Negative. <sup>114</sup>   |
| Disodium Pyrophosphate             | Male mice  | Mouse translocation                 | up to 1400 mg/kg                                   | Negative. <sup>114</sup>   |



Table 9. Genotoxicity Studies

| Ingredient/Similar Chemical                   | Strain/cell type  | Assay  | Dose/Concentration   | Results   |
|---|---|--|----------------------|---|
| test  |   |  |                      |   |
| Disodium Pyrophosphate                        | Chinese hamster fibroblasts (CHL cell line)   | Chromosome aberrations assay                     | up to 0.5 mg/ml      | Negative. <sup>137</sup>  |
| Pentasodium Triphosphate                      | WI-38 human lung cells (without metabolic activation)   | <i>In vitro</i> cytogenetics assay               | up to 10 µg/ml.      | Negative. <sup>139</sup>  |
| Pentasodium Triphosphate                      | Rats (bone marrow cells)  | <i>In vivo</i> cytogenetics assay                | up to 2500 mg/kg     | Negative. <sup>139</sup>  |
| Pentasodium Triphosphate                      | <i>Salmonella typhimurium</i> strains his G46 and TA1530, and <i>S. cerevisiae</i> strain D3                      | Host mediated assay (cells inoculated into mice) | up to 2500 mg/kg     | Negative. <sup>139</sup>  |
| Pentasodium Triphosphate                      | Rats  | Dominant lethal test                             | up to 2500 mg/kg     | Negative. <sup>139</sup>  |
| Sodium Hexametaphosphate                      | <i>Salmonella typhimurium</i> strains TA1535, TA1537, and TA1538  | Ames test  | Not stated           | Negative in all strains (with and without metabolic activation). <sup>8</sup>   |
| Sodium Polyphosphate/Sodium Hexametaphosphate | <i>Salmonella typhimurium</i> strains TA1535, TA1537, and TA1538  | Ames Test  | up to 0.018 µg/plate | Negative in all strains (with and without metabolic activation). <sup>114</sup> |
| Sodium Polyphosphate/Sodium Hexametaphosphate | <i>S. cerevisiae</i> strain D4  | <i>S. cerevisiae</i> mutation assay              | up to 0.018 µg/plate | Negative (with and without metabolic activation). <sup>114</sup>                |
| Sodium Phosphate                              | <i>Salmonella typhimurium</i> strains TA1535, TA1537, and TA1538  | Ames Test  | up to 1.25%          | Negative in all strains (with and without metabolic activation). <sup>140</sup> |
| Sodium Phosphate                              | <i>S. cerevisiae</i> strain D4  | <i>S. cerevisiae</i> mutation assay              | up to 5%             | Negative (with and without metabolic activation). <sup>140</sup>                |
| Sodium Phosphate                              | <i>Escherichia coli</i> strain WP2uvrA  | SOS chromotest (without metabolic activation)    | 10 to 100,000 nM/ml  | Negative. <sup>141,142</sup>  |
| Tetrasodium Pyrophosphate                     | <i>Salmonella typhimurium</i> strains TA1535, TA1537, and TA1538  | Ames test  | up to 0.1% (w/v)     | Negative in all strains (with and without metabolic activation). <sup>139</sup> |
| Tetrasodium Pyrophosphate                     | <i>Salmonella typhimurium</i> strains TA98, TA100, TA1535, and TA1537, and <i>Escherichia coli</i> strain WP2uvrA | Ames test  | Up to 4820 µg/plate  | Negative in all strains (with and without metabolic activation). <sup>143</sup> |
| Tetrasodium Pyrophosphate                     | <i>S. cerevisiae</i> strain D4  | <i>S. cerevisiae</i> mutation assay              | up to 2.25% (w/v)    | Negative (with and without metabolic activation). <sup>139</sup>                |
| Potassium Salts                               |   |  |                      |   |
| Dipotassium Phosphate(liquid)                 | <i>Salmonella typhimurium</i> strains TA98, TA100, TA1535, TA1537, and TA1538; <i>S. cerevisiae</i>               | Ames Test  | up to 5 µl/plate     | Negative in all strains (with and without metabolic activation). <sup>50</sup>  |

**Table 9. Genotoxicity Studies**

| Ingredient/Similar Chemical  | Strain/cell type  | Assay                               | Dose/Concentration  | Results   |
|------------------------------|---|-------------------------------------|---------------------|---|
| strain D4                    |   |                                     |                     |   |
| Dipotassium Phosphate        | <i>Salmonella typhimurium</i> strains TA97 and TA102  | Ames test                           | Up to ~ 10 mg/plate | Negative (with and without metabolic activation). <sup>18</sup>                 |
| Dipotassium Phosphate        | Chinese hamster lung cells  | Chromosome aberrations assay        | Up to 5000 µg/ml    | Negative (with and without metabolic activation). <sup>18</sup>                 |
| Potassium Phosphate          | <i>Salmonella typhimurium</i> strains TA1535, TA1537, and TA1538; <i>S. cerevisiae</i> strain D4              | Ames Test                           | up to 5% (w/v)      | Negative in all strains (with and without metabolic activation). <sup>144</sup> |
| Tetrapotassium Pyrophosphate | <i>Salmonella typhimurium</i> strains TA98, TA100, TA1535, TA1537, and TA1538; <i>S. cerevisiae</i> strain D4 | Ames Test                           | up to 5 µl/plate    | Negative in all strains (with and without metabolic activation). <sup>50</sup>  |
| Calcium Salts                |   |                                     |                     |   |
| Calcium Phosphate            | <i>Salmonella typhimurium</i> strains TA1535, TA1537, and TA1538  | Ames Test                           | up to 0.75%         | Negative in all strains (with and without metabolic activation). <sup>145</sup> |
| Calcium Phosphate            | <i>S. cerevisiae</i> strain D4  | <i>S. cerevisiae</i> mutation assay | up to 5% (w/v)      | Negative. <sup>145</sup>  |
| Dicalcium Phosphate          | <i>Salmonella typhimurium</i> strains TA97 and TA102  | Ames Test                           | Not stated          | Negative (with or without metabolic activation not stated). <sup>50,146</sup>   |
| Dicalcium Phosphate          | <i>Salmonella typhimurium</i> strains TA98, TA100, TA1535, and TA1537; <i>E. coli</i> strain WP2uvrA          | Ames test                           | Up to 2000 µg/plate | Negative (with or without metabolic activation). <sup>88</sup>                  |
| Dicalcium Phosphate          | Chinese hamster lung fibroblasts (CHL cells)  | Chromosome aberrations assay        | Up to 500 µg/ml     | Not clastogenic (with or without metabolic activation). <sup>88</sup>           |
| Tricalcium Phosphate         | <i>Salmonella typhimurium</i> strains TA98, TA100, TA1535, and TA1537; <i>E. coli</i> strain WP2uvrA          | Ames test                           | Up to 1250 µg/plate | Negative (with or without metabolic activation). <sup>13,57</sup>               |
| Tricalcium Phosphate         | Chinese hamster lung cells (CHL/IU)   | Chromosome aberrations assay        | Up to 200 µg/ml     | Negative (with or without metabolic activation). <sup>13</sup>                  |

**Table 10. Skin Irritation/Sensitization Studies**

| Ingredient (test concentration, if available)    | Test Protocol  | Non-humans/Humans (number stated, if available from source) | Results   |
|--|--|---|---|
| <i>Acids</i>                                     |  |   |   |
| <b><u>Animal Studies</u></b>                     |  |   |   |
| Phosphoric Acid (5% and 30%)                     | Intracutaneous application (intact skin). 6-h observation period                   | Juvenile white mice   | 5% concentration moderately irritating; 30% concentration severely irritating. <sup>70</sup>            |
| Phosphoric Acid (100%)                           | 4-h application (under occlusion) to abraded and intact skin                       | Rabbits   | Corrosive. <sup>50</sup>  |
| Phosphoric Acid (85% solution)                   | 24-h application (under occlusion) to abraded and intact skin                      | Rabbits   | Moderately to severely irritating. <sup>50</sup>  |
| Phosphoric Acid (85% solution)                   | 24-h application   | New Zealand white rabbits                                   | Corrosive. <sup>70</sup>  |
| Phosphoric Acid (75%-85%)                        | 24-h application (0.5 ml under semi-occlusive patch)                               | New Zealand albino rabbits                                  | Corrosive. <sup>147</sup>   |
| Phosphoric Acid (80%)                            | 24-h application (0.5 ml under 1" x 1"occlusive patch ) to abraded and intact skin | Rabbits (at least 6)  | Highly irritating. <sup>148</sup>   |
| Phosphoric Acid (75%, 80%, and 85%)              | 4-h application (0.5 ml under 1" x 1"occlusive patch ) to abraded and intact skin  | Albino rabbits (at least 6)                                 | Non-corrosive (75% and 80%). Corrosive (85%). <sup>149</sup>  |
| Phosphoric Acid (75%)                            | 4-h application (no occlusion) to intact skin                                      | Rabbits   | Non-irritating. <sup>50</sup>   |
| Phosphoric Acid (75%)                            | 4-h application (semioclusion) to intact skin                                      | 1 New Zealand white rabbit                                  | Non-irritating. <sup>70</sup>   |
| Phosphoric Acid (70%)                            | 4-h application (under occlusion) to abraded and intact skin                       | Rabbits   | Corrosive. <sup>50</sup>  |
| Phosphoric Acid (52%)                            | Applied (under occlusion) to abraded and intact skin                               | Rabbits   | Severely irritating and corrosive. <sup>50</sup>  |
| Phosphoric Acid (30%)                            | Buchner method. <sup>150</sup>   | Not stated  | Highly irritating. <sup>151</sup>   |
| Phosphoric Acid (19%)                            | Not stated   | 2 Rabbits   | Non-irritating. <sup>152</sup>  |
| Phosphoric Acid ( $\geq 17.5\%$ [pH 0.6 to 0.2]) | Under occlusion for 4 h  | Rabbits   | Corrosive (formation of scar tissue). <sup>67</sup>   |
| Phosphoric Acid (2.5%, pH 2.1)                   | Not stated   | 3 Rabbits   | Severe erythema with mild to moderate swelling (1 rabbit) at 42 h to 72 h after exposure. <sup>67</sup> |
| <b><u>Human Studies</u></b>                      |  |   |   |
| Phosphoric Acid (concentration not stated)       | Not stated   | Human subjects  | Non-sensitizer. <sup>50,68</sup>  |
| <i>Ammonium Salts</i>                            |  |   |   |
| <b><u>Animal Studies</u></b>                     |  |   |   |
| Ammonium Phosphate                               | 4-h application (under occlusion) to abraded and intact skin                       | Rabbits   | Mildly irritating. <sup>50</sup>  |
| Ammonium Phosphate                               | 24-h application (under  | Rabbits   | Non-irritating. <sup>50</sup>   |

**Table 10. Skin Irritation/Sensitization Studies**

| Ingredient (test concentration, if available) | Test Protocol   | Non-humans/Humans (number stated, if available from source) | Results   |
|---|---|---|---|
| occlusion) to intact skin                     |   |   |   |
| Diammonium Phosphate                          | 4-h application (under occlusion) to abraded and intact skin  | Rabbits   | Mildly irritating. <sup>50</sup>  |
| Diammonium Phosphate                          | 24-h application (under occlusion) to intact skin             | Rabbits   | Slightly irritating. <sup>50</sup>  |
| Diammonium Phosphate                          | 24-h application (under occlusion) to intact skin             | Rabbits   | Non-irritating. <sup>50</sup>   |
| <i>Sodium Salts</i>                           |   |   |   |
| <b><u>Animal Studies</u></b>                  |   |   |   |
| Disodium Phosphate                            | 24-h application (under occlusion) to abraded and intact skin | Rabbits   | Moderately irritating (abraded skin) and mildly irritating (intact skin). <sup>50</sup> |
| Disodium Phosphate                            | 24-h application (under occlusion) to intact skin             | Rabbits   | Non-irritating. <sup>50</sup>   |
| Disodium Pyrophosphate                        | 24-h application (under occlusion) to intact skin             | Rabbits   | Mildly irritating. <sup>100</sup>   |
| Disodium Pyrophosphate                        | 4-h application (under occlusion) to abraded and intact skin  | Rabbits   | Slightly irritating. <sup>50</sup>  |
| Disodium Pyrophosphate                        | 24-h application (under occlusion) to intact skin             | Rabbits   | Non-irritating. <sup>50</sup>   |
| Pentasodium Triphosphate                      | 4-h application (no occlusion) to intact skin                 | Rabbits   | Slightly irritating. <sup>50</sup>  |
| Pentasodium Triphosphate                      | 24-h application (under occlusion) to abraded and intact skin | Rabbits   | Slightly to moderately irritating. <sup>50</sup>  |
| Pentasodium Triphosphate                      | 24-h application (under occlusion) to abraded and intact skin | Rabbits   | Moderately irritating. <sup>50</sup>  |
| Pentasodium Triphosphate                      | 24-h application (under occlusion) to abraded and intact skin | Rabbits   | Slightly irritating. <sup>50</sup>  |
| Sodium Polyphosphate/Sodium Hexametaphosphate | 4-h application (no occlusion) to intact skin                 | Rabbits   | Slightly irritating. <sup>50</sup>  |
| Sodium Polyphosphate/Sodium Hexametaphosphate | 24-h application (under occlusion) to intact skin             | Rabbits   | Non-irritating. <sup>50</sup>   |
| Sodium Phosphate                              | 4-h application (no occlusion) to intact skin                 | Rabbits   | Non-irritating. <sup>50</sup>   |
| Sodium Phosphate                              | 24-h application (under occlusion) to abraded and intact skin | Rabbits   | Non-irritating. <sup>50</sup>   |
| Sodium Phosphate                              | Local lymph node assay. Up to 10% in propylene glycol         | Female mice of the CBA/Ca (CBA/CaOlaHsd) strain             | Non-sensitizer. <sup>69</sup>   |
| Sodium Trimetaphosphate                       | 24-h application (under occlusion) to intact skin             | Rabbits   | Non-irritating. <sup>50</sup>   |
| Tetrasodium Pyrophosphate (50% aqueous paste) | 24-h application (under occlusion) to intact skin             | Rabbits   | Irritating. <sup>50</sup>   |

**Table 10. Skin Irritation/Sensitization Studies**

| Ingredient (test concentration, if available)      | Test Protocol   | Non-humans/Humans (number stated, if available from source)                   | Results  |
|--|---|---|--|
| Tetrasodium Pyrophosphate (25% aqueous suspension) | 24-h application (under occlusion) to abraded and intact skin           | Rabbits   | Irritating. <sup>50</sup>  |
| Tetrasodium Pyrophosphate                          | 24-h application (under occlusion) to abraded and intact skin           | Rabbits   | Non-irritating. <sup>50</sup>  |
| Tetrasodium Pyrophosphate                          | 24-h application (under occlusion) to intact skin                       | Rabbits   | Non-irritating. <sup>100</sup>   |
| Tetrasodium Pyrophosphate                          | 4-h application (no occlusion) to intact skin                           | Rabbits   | Non-irritating. <sup>50</sup>  |
| Trisodium Phosphate(95% purity)                    | 24-h application (under occlusion) to abraded and intact skin           | Rabbits   | Minimally irritating (abraded skin) and non-irritating (intact skin). <sup>100</sup> |
| Trisodium Phosphate(95% purity)                    | 4-h application (under occlusion) to intact skin                        | Rabbits   | Non-irritating. <sup>100</sup>   |
| Trisodium Phosphate(19% solution)                  | 4-h or 24-h application (under occlusion) to abraded and intact skin    | Rabbits   | Slightly irritating at 4 h and non-irritating at 24 h                                |
| Trisodium Phosphate(15% solution)                  | 4-h or 24-h application (under occlusion) to abraded and intact skin    | Rabbits   | Slightly irritating at 4 h and non-irritating at 24 h                                |
| Trisodium Phosphate                                | 24-h application (under occlusion) to abraded and intact skin           | Rabbits   | Irritating (abraded and intact skin). <sup>50</sup>                                  |
| Trisodium Phosphate                                | 24-h application (under occlusion) to intact skin                       | Rabbits   | Slightly irritating. <sup>50</sup>   |
| <b><u>Human Studies</u></b>                        |   |   |  |
| Pentasodium Triphosphate (50% solution)            | Not stated  | 6 subjects  | Negligible irritation potential. <sup>32</sup>                                       |
| Sodium Metaphosphate (1%)                          | Application to intact skin  | 20 subjects (with suspected or verified contact allergy to cosmetic products) | Mild skin irritation. <sup>32</sup>  |
| <b><u>Animal Studies</u></b>                       |   |   |  |
| <i>Potassium Salts</i>                             |   |   |  |
| Dipotassium Phosphate                              | 4-h (under occlusion) or 24-h (no occlusion) application to intact skin | Rabbits   | Slightly irritating. <sup>50</sup>   |
| Dipotassium Phosphate                              | 24-h application (under occlusion) to abraded and intact skin           | Rabbits   | Mildly irritating. <sup>50</sup>   |
| Dipotassium Phosphate                              | 24-h application (under occlusion) to intact skin                       | Rabbits   | Minimally irritating. <sup>50</sup>  |
| Dipotassium Phosphate(liquid)                      | 24-h application (under occlusion) to abraded and intact skin           | Rabbits   | Slightly irritating. <sup>50</sup>   |
| Pentapotassium Triphosphate                        | 4-h application (no occlusion) to intact skin                           | Rabbits   | Non-irritating. <sup>50</sup>  |
| Potassium Phosphate                                | 4-h application (no occlusion) to intact skin                           | Rabbits   | Non-irritating. <sup>50</sup>  |

**Table 10. Skin Irritation/Sensitization Studies**

| Ingredient (test concentration, if available)   | Test Protocol  | Non-humans/Humans (number stated, if available from source) | Results                            |
|---|--|---|------------------------------------|
| Potassium Phosphate                             | 4-h application (under occlusion) to abraded and intact skin         | Rabbits   | Non-irritating. <sup>50</sup>      |
| Potassium Phosphate                             | 24-h application (under occlusion) to intact skin                    | Rabbits   | Slightly irritating. <sup>50</sup> |
| Tetrapotassium Pyrophosphate                    | 4-h application (no occlusion) to intact skin                        | Rabbits   | Non-irritating. <sup>50</sup>      |
| Tetrapotassium Pyrophosphate                    | 4-h application (under occlusion) to abraded and intact skin         | Rabbits   | Non-irritating. <sup>50</sup>      |
| Tetrapotassium Pyrophosphate (aqueous solution) | 24-h application (under occlusion) to intact skin                    | Rabbits   | Slightly irritating. <sup>50</sup> |
| Tetrapotassium Pyrophosphate (aqueous solution) | 24-h application (under occlusion) to intact skin                    | Rabbits   | Mildly irritating. <sup>50</sup>   |
| Tetrapotassium Pyrophosphate                    | 24-h application (under occlusion) to intact skin                    | Rabbits   | Slightly irritating. <sup>50</sup> |
| Tetrapotassium Pyrophosphate                    | 24-h application (under occlusion) to intact skin                    | Rabbits   | Non-irritating. <sup>50</sup>      |
| <i>Calcium Salts</i>                            |  |   |                                    |
| <b><u>Animal Studies</u></b>                    |  |   |                                    |
| Calcium Dihydrogen Phosphate                    | 24 h application of 0.5 g (wrapped in rubber)                        | Rabbits (3 males and 3 females)                             | Non-irritating. <sup>88</sup>      |
| Calcium Phosphate                               | 4-h application (under occlusion) to abraded and intact skin         | Rabbits   | Mildly irritating. <sup>50</sup>   |
| Calcium Phosphate                               | 4-h application (under occlusion) to abraded and intact skin         | Rabbits   | Non-irritating. <sup>50</sup>      |
| Calcium Phosphate                               | 24-h application (under occlusion) to intact skin                    | Rabbits   | Non-irritating. <sup>100</sup>     |
| Calcium Pyrophosphate                           | 24-h application (under occlusion) to intact skin                    | Rabbits   | Non-irritating. <sup>50</sup>      |
| Dicalcium Phosphate                             | 24-h application (0.5 g, under occlusion) to abraded and intact skin | 6 Rabbits   | Non-irritating. <sup>69</sup>      |
| Dicalcium Phosphate                             | 24-h application (under occlusion) to intact skin                    | Rabbits   | Non-irritating. <sup>50</sup>      |
| Tricalcium Phosphate                            | 4-h application (no occlusion) to intact skin                        | Rabbits   | Non-irritating. <sup>50</sup>      |
| Tricalcium Phosphate                            | 4-h application (under occlusion) to abraded and intact skin         | Rabbits   | Slightly irritating. <sup>50</sup> |
| Tricalcium Phosphate                            | 24-h application (under occlusion) to abraded and intact skin        | Rabbits   | Non-irritating. <sup>50</sup>      |

**Table 10. Skin Irritation/Sensitization Studies**

| Ingredient (test concentration, if available) | Test Protocol   | Non-humans/Humans (number stated, if available from source) | Results                       |
|---|---|---|-------------------------------|
| <i>Magnesium Salts</i>                        |   |   |                               |
| <b><u>Animal Studies</u></b>                  |   |   |                               |
| Magnesium Phosphate                           | 4-h application (under occlusion) to abraded and intact skin  | Rabbits   | Non-irritating. <sup>50</sup> |
| Magnesium Phosphate                           | 4-h application (under occlusion) to intact skin              | Rabbits   | Non-irritating. <sup>50</sup> |
| Magnesium Phosphate                           | 24-h application (under occlusion) to abraded and intact skin | Rabbits   | Non-irritating. <sup>50</sup> |
| Trimagnesium Phosphate                        | 24-h application (under occlusion) to abraded and intact skin | Rabbits   | Non-irritating. <sup>50</sup> |
| Trimagnesium Phosphate                        | 24-h application (under occlusion) to intact skin             | Rabbits   | Non-irritating. <sup>50</sup> |

**Table 11. Ocular Irritation/Toxicity Studies**

| Ingredient  | Test Protocol  | Animals<br>(number stated, if available<br>from source) | Results   |
|---|--|---|---|
| <i>Acids</i>  |  |   |   |
| Phosphoric Acid (119 mg)                                | Not stated   | Rabbits   | Irritating. Risk of serious damage to eyes. <sup>153</sup>  |
| Phosphoric Acid (75%, 80%, and 85% solutions)           | Draize Test  | 3 rabbits   | All corrosive. <sup>70,71</sup>   |
| Phosphoric Acid (85%)                                   | Draize Test  | Rabbits   | Severe irritant. <sup>50</sup>  |
| Phosphoric Acid (70% solution)                          | Draize Test  | Rabbits   | Corrosive. <sup>50</sup>  |
| Phosphoric Acid (10% and 17% in water)                  | OECD Guideline 405. Instilled (100 µl) into lower conjunctival sac                 | 6 New Zealand white albino rabbits                      | Conjunctivitis observed (both concentrations), but classified as non-irritating. <sup>67,70</sup>         |
| Phosphoric Acid   | Irrigation with 0.16 M solution (buffered to pH 3.4)                               | Rabbits   | Slight transient epithelial edema and conjunctival hyperemia. <sup>3</sup>                                |
| Metaphosphoric Acid                                     | Injection into corneal stroma or application to cornea after removal of epithelium | Rabbits   | Injury detected at < pH 5.5. <sup>3</sup>   |
| <i>Ammonium Salts</i>                                   |  |   |   |
| Ammonium Phosphate                                      | Draize Test  | Rabbits   | At 24 h, slightly irritating. <sup>50</sup>   |
| Ammonium Phosphate (solution, concentration not stated) | Draize Test  | Rabbits   | At 24 h, mildly to moderately irritating. <sup>50</sup>   |
| Diammonium Phosphate                                    | Draize Test  | Rabbits   | At 24 h, slightly irritating to moderately irritating. <sup>99</sup>                                      |
| <i>Sodium Salts</i>                                     |  |   |   |
| Dodium Phosphate  | Draize Test  | Rabbits   | At 24 h, practically non-irritating (rinsed eyes) and minimally irritating (unrinsed eyes). <sup>50</sup> |
| Disodium Phosphate                                      | Instilled into eye   | Rabbits   | Minimal ocular irritation. <sup>32</sup>  |
| Disodium Pyrophosphate                                  | Draize Test  | Rabbits   | At 24 h, mildly irritating (rinsed eyes) and extremely irritating (unrinsed eyes). <sup>154</sup>         |
| Disodium Pyrophosphate                                  | Instilled into eye (rinsed or unrinsed)  | Rabbits   | Marked ocular irritation in unrinsed eyes. Minimal-to-mild irritation after ocular rinsing. <sup>32</sup> |
| Pentasodium Triphosphate                                | Draize Test  | Rabbits   | Non-irritating (rinsed eyes) and mildly irritating (unrinsed eyes). <sup>50</sup>                         |
| Pentasodium Triphosphate                                | Draize Test  | Rabbits   | At 24, irritating. <sup>50</sup>  |
| Sodium Metaphosphate                                    | Not stated   | Rabbits   | Non-irritating. <sup>32</sup>   |
| Sodium Polyphosphate/Sodium Hexametaphosphate           | Draize Test  | Rabbits   | Non-irritating (rinsed eyes) and minimally irritating (unrinsed eyes)                                     |
| Sodium Phosphate  | Draize Test  | Rabbits   | At 24 h, practically non-irritating (rinsed eyes) and minimally irritating (unrinsed eyes). <sup>50</sup> |
| Sodium Phosphate  | Instilled into eye   | Rabbits   | Minimal ocular irritation. <sup>32</sup>  |
| Sodium Trimetaphosphate                                 | Draize Test  | Rabbits   | At 24 h, slightly irritating. <sup>50</sup>   |



**Table 11. Ocular Irritation/Toxicity Studies**

| Ingredient                                | Test Protocol   | Animals<br>(number stated, if available<br>from source) | Results   |
|---|---|---|---|
| Tetrasodium Pyrophosphate                 | Draize Test   | Rabbits   | Minimally irritating (rinsed eyes) and extremely irritating (unrinsed eyes). <sup>154</sup>   |
| Tetrasodium Pyrophosphate (10% solution)  | Draize Test   | Rabbits   | At 24 h, irritating. <sup>50</sup>  |
| Trisodium Phosphate                       | Draize Test   | Rabbits   | Moderately irritating (rinsed eyes) and extremely irritating (unrinsed eyes). <sup>154</sup>  |
| Trisodium Phosphate                       | Draize Test   | Rabbits   | Slightly irritating (rinsed eyes) and corrosive (unrinsed eyes). <sup>50</sup>  |
| Trisodium Phosphate(15% aqueous solution) | Draize Test   | Rabbits   | Mildly irritating. <sup>32</sup>  |
| Trisodium Phosphate(10% solution)         | Draize Test   | Rabbits   | At 24 h, irritating. <sup>50</sup>  |
| <i>Potassium Salts</i>                    |   |   |   |
| Dipotassium Phosphate                     | Draize Test   | 6 rabbits   | Dipotassium Phosphate(0.1 g solid or 0.1 ml liquid) practically non-irritating (rinsed eyes) and mildly irritating (unrinsed eyes). <sup>50</sup> |
| Pentapotassium Triphosphate               | Draize Test   | Rabbits   | Non-irritating (rinsed eyes) and mildly irritating (unrinsed eyes). <sup>50</sup>   |
| Potassium Phosphate                       | Draize Test   | Rabbits   | Non-irritating (rinsed and unrinsed eyes). <sup>50</sup>  |
| Potassium Phosphate                       | Draize Test   | Rabbits   | Slightly irritating. <sup>50</sup>  |
| Tetrapotassium Pyrophosphate              | Draize test   | Rabbits   | Mildly irritating (rinsed eyes) and moderately irritating (unrinsed eyes). <sup>50</sup>  |
| <i>Calcium Salts</i>                      |   |   |   |
| Calcium Dihydrogen Phosphate              | 0.1 g in eye for 24 h   | 6 New Zealand albino rabbits                            | Transient, slight erythema. Non-irritating. <sup>88</sup>   |
| Calcium Dihydrogen Phosphate              | SkinEthic reconstituted human corneal model. Tissues treated with 30 mg for 10 minutes                                |   | Non-irritant. <sup>88</sup>   |
| Calcium Phosphate                         | Draize Test   | Rabbits   | Practically non-irritating (rinsed eyes) and moderately irritating (unrinsed eyes). <sup>154</sup>  |
| Calcium Phosphate                         | Draize Test   | Rabbits   | Extremely irritating (rinsed and unrinsed eyes). <sup>50</sup>  |
| Calcium Pyrophosphate                     | Draize Test   | Rabbits   | At 24 h, slightly irritating. <sup>50</sup>   |
| Dicalcium Phosphate                       | Draize Test   | 6 New Zealand rabbits                                   | Slight erythema, fully reversible within 24 h. Non-irritating. <sup>69</sup>  |
| Dicalcium Phosphate                       | Draize Test   | Rabbits   | At 24 h, slightly irritating. <sup>50</sup>   |
| Dicalcium Phosphate                       | Reconstructed human corneal model (human-derived keratinocytes, triplicate tissues) treated with 30 mg for 10 minutes |   | Relative mean viability of tissues was 102% after exposure. Test material unable to directly reduce MTT. Non-irritant. <sup>69</sup>              |

**Table 11. Ocular Irritation/Toxicity Studies**

| Ingredient                    | Test Protocol         | Animals<br>(number stated, if available<br>from source) | Results  |
|-------------------------------|-----------------------|---|--|
| Dicalcium Phosphate Dihydrate | 0.1 g in eye for 24 h | 3 albino rabbits (1 male and 2 females)                 | Transient, slight erythema. Low potential for ocular irritation. <sup>88</sup> |
| Tricalcium Phosphate          | Draize Test           | Rabbits   | Non-irritating (rinsed eyes). <sup>50</sup>                                    |
| <i>Magnesium Salts</i>        |                       |   |  |
| Magnesium Phosphate           | Draize Test           | Rabbits   | Slightly irritating (unrinsed eyes). <sup>50</sup>                             |
| Trimagnesium Phosphate        | Draize Test           | Rabbits   | At 24 h, non-irritating. <sup>50</sup>   |

## References

1. Nikitakis, J. and Lange B. International Cosmetic Ingredient Dictionary and Handbook. 16<sup>ed</sup>. Washington, DC: Personal Care Products Council, 2016.
2. Andersen, F. A. Final report on the safety assessment of sodium metaphosphate, sodium trimetaphosphate, and sodium hexametaphosphate. *International Journal of Toxicology*. 2001;20(3):75-89.
3. United States Environmental Protection Agency (EPA). Summary review of health effects associated with elemental and inorganic phosphorus compounds: Health issue assessment. Document Number: EPA/600/8-89/072. 1990. pp.1-80. Research Triangle Park, North Carolina: U.S. Environmental Protection Agency.
4. International Plant Nutrition Institute (IPNI). Monoammonium phosphate (MAP). Production. [http://www.mosaicco.com/images/NSS\\_9\\_Monoammonium\\_Phos.pdf](http://www.mosaicco.com/images/NSS_9_Monoammonium_Phos.pdf). Last Updated 2015.
5. Leikan, D. F. and Achorn F. P. Phosphate fertilizers: production, characteristics, and technologies. *Agronomy*. 2005;46:23-50.
6. O'Neil, M. J. The Merck Index. An Encyclopedia of Chemicals, Drugs, and Biologicals. 14th Edition<sup>ed</sup>. Whitehouse Station, New Jersey: Merck Research Laboratories, 2006.
7. Momeni, A. and Filiaggi M. J. Synthesis and characterization of different chain length sodium polyphosphates. *Journal of Non-Crystalline Solids*. 2013;382:11-17.
8. International Program on Chemical Safety (IPCS). Toxicological evaluation of certain food additives. World Health Organization (WHO) Food Additives Series, No. 17. 1982. pp.1-22.
9. Cichy, B. Folek S. and Makala H. Manufacture and use of potassium polyphosphates. *Przemysl Chemiczny*. 2008;87(11):1131-1136.
10. Scherzer, S. and Hagin J. Potassium metaphosphate (potassium polyphosphate). *New Fert.Mater*. 1968;182-198.
11. Rogero, S. O. Braga F. J. C. and Higa O. Z. Cytotoxicity test for bioceramics of calcium phosphate. *Materials Science Forum*. 1999;299-300:44-47.
12. Lima, F. R. Mendonca C. X. Alvarez J. C. Ratti G. Lenharo S. L. R. Kahn H. and Garzillo J. M. F. Chemical and physical evaluations of commercial dicalcium phosphates as sources of phosphorus in animal nutrition. *Poultry Science*. 1995;74(10):1659-1670.
13. Organization for Economic Co-operation and Development (OECD). SIDS initial assessment report for SIAM 29 (Hague, netherland, 20-23 October 2009). Tricalcium phosphate (CAS No. 7758-87-4). <http://webnet.oecd.org/hpv/ui/Search.aspx>. Last Updated 2009.
14. Hashimoto, K. Toda Y. Mitsuyama N. Imamura Y. Udagawa S. and Hashimoto K. Chemical composition of magnesium phosphates prepared by a wet chemical method using the  $Mg(NO_3)_2$ -KOH- $H_3PO_4$ - $H_2O$  System. *Gypsum & Lime*. 1994;249:137-146.
15. The United States Pharmacopeial Convention. Food Chemicals Codex. 2012. 8th: pp.58-59. Rockville: The United States Pharmacopeial Convention.
16. International Plant Nutrition Institute (IPNI). Monoammonium phosphate (MAP). Production. [http://www.mosaicco.com/images/NSS\\_9\\_Monoammonium\\_Phos.pdf](http://www.mosaicco.com/images/NSS_9_Monoammonium_Phos.pdf). Last Updated 2015.
17. Baig, A. Tao H. Joelle B. Lisa S. Suszcynsky-Meister E. and White D. J. Extrinsic whitening effects of sodium hexametaphosphate - A review including a dentifrice with stabilized stannous fluoride. *Compendium of Continuing Education in Dentistry*. 2005;29(9 (Supplement 1)):47-53.

18. Organization for Economic Co-operation and Development (OECD). SIDS initial assessment report for SIAM 23 (Jeju, Korea, 17-20 Oct 2006). Dipotassium hydrogenphosphate (CAS No. 7758-11-4). <http://webnet.oecd.org/hpv/ui/Search.aspx>. Last Updated 2006.
19. Food and Drug Administration (FDA). Information supplied to FDA by industry as part of the VCRP FDA database. 2016. Washington, D.C.: FDA.
20. Personal Care Products Council. Concentration of use by FDA product category: Phosphoric acid and phosphates. Unpublished data submitted by the Personal Care Products Council on 4-9-2015. 2015. pp.1
21. Rothe H, Fautz R, Gerber E, Neumann L, Rettinger K, Schuh W, and Gronewold C. Special aspects of cosmetic spray safety evaluations: Principles on inhalation risk assessment. *Toxicol Lett.* 2011;205(2):97-104. PM:21669261.
22. Bremmer HJ, Prud'homme de Lodder LCH, and van Engelen JGM. Cosmetics Fact Sheet: To assess the risks for the consumer; Updated version for ConsExpo 4. 20200. <http://www.rivm.nl/bibliotheek/rapporten/320104001.pdf>. Date Accessed 8-24-2011. Report No. RIVM 320104001/2006. pp. 1-77.
23. Rothe H. Special aspects of cosmetic spray evaluation. Unpublished information presented to the 26 September CIR Expert Panel. Washington D.C. 2011.
24. Johnsen MA. The Influence of Particle Size. *Spray Technology and Marketing.* 2004;14(11):24-27. <http://www.spraytechnology.com/index.mv?screen=backissues>.
25. Aylott RI, Byrne GA, Middleton, J, and Roberts ME. Normal use levels of respirable cosmetic talc: preliminary study. *Int J Cosmet Sci.* 1979;1(3):177-186. PM:19467066.
26. Russell RS, Merz RD, Sherman WT, and Sivertson JN. The determination of respirable particles in talcum powder. *Food Cosmet Toxicol.* 1979;17(2):117-122. PM:478394.
27. CIR Science and Support Committee of the Personal Care Products Council (CIR SSC). 11-3-2015. Cosmetic Powder Exposure.
28. Food and Drug Administration (FDA). GRAS Substances (SCOGS) Database. <http://www.fda.gov/food/ingredientspackaginglabeling/gras/scogs/ucm2006852.htm>. Last Updated 2015.
29. International Plant Nutrition Institute (IPNI). Monoammonium phosphate (MAP). Production. [http://www.mosaicco.com/images/NSS\\_9\\_Monoammonium\\_Phos.pdf](http://www.mosaicco.com/images/NSS_9_Monoammonium_Phos.pdf). Last Updated 2015.
30. Naqvi, T. S. Naqvi M. S. and Singh R. K. Effect of fertilizer diammonium phosphate on liver, kidney and muscle 5'-nucleosidase activity of fresh water teleost fish *Clarius batrachus*. *Biomedical and Environmental Sciences.* 1993;6(4):385-388.
31. Food and Drug Administration. Information for Healthcare Professionals: Oral sodium phosphate (OSP) products for bowel cleansing (marketed as Visicol and OsmoPrep, and oral sodium phosphate products available without a prescription. <http://www.fda.gov/Drugs/DrugSafety/PostmarketDrugSafetyInformationforPatientsandProviders/ucm126084.htm>. Last Updated 2008. Date Accessed 5-27-2015.
32. Willhite, C. C. Ball G. L. and Bhat V. S. Emergency do not consume/do not use concentrations for blended phosphates in drinking water. *Human and Experimental Toxicology.* 2013;32(3):241-259.
33. Seok, D. S. Kwon M. Sung H. J. and Park C. B. Acute oral or dermal and repeated dose 90-day oral toxicity of tetrasodium pyrophosphate in Sprague-Dawley (SD) rats. *Environmental Health and Toxicology.* 2011;26:1-9. <http://dx.doi.org/10.5620/eh.2011.26.e2011014>.

34. Le Bail, A. Hansen T. and Crichton W. A. Tetrapotassium Pyrophosphate g- and d-K<sub>4</sub>P<sub>2</sub>O<sub>7</sub>. *Powder Diffraction*. 2013;28(1):2-12.
35. DeLattre, V. F. Factors contributing to adverse soft tissue reactions due to the use of tartar control toothpastes: report of a case and literature review. *Journal of Periodontology*. 1999;70(7):803-807.
36. United States Environmental Protection Agency (EPA). Exemptions from the requirement of a tolerance. Tetrasodium pyrophosphate and tetrapotassium pyrophosphate. 40 CFR 180.1001. 1996.
37. Gupta, R. K. Relyveld E. H. Lindblad E. B. Bizzini B. Ben-Efraim S. and Gupta C. K. Adjuvants - a balance between toxicity and adjuvanticity. *Vaccine*. 1993;11(3):293-306.
38. Food and Drug Administration (FDA). OTC active ingredients. Calcium phosphate, dicalcium phosphate, sodium phosphate, and tricalcium phosphate. <http://www.fda.gov/downloads/aboutfda/centersoffices/officeofmedicalproductsandtobacco/cder/ucm135691.pdf>. Last Updated 2010.
39. Lee, J. H. Chang B. Ryu H. and Lee C. A 90-day subchronic toxicity study of beta-calcium pyrophosphate in rat. *Drug and Chemical Toxicology*. 2009;32(3):277
40. Gaffar, A. Blake-Haskins J. and Mellberg J. In vivo studies with a dicalcium phosphate dihydrate/MFP system for caries prevention. *Internatinoal Dental Journal*. 1993;43(1 (Supplement 1)):81-88.
41. Ekholm, M. Hietanen J. Lindqvist C. Rautavuori J. Santavirta S. Salo A. Seppala J. and Suuronen R. Mixture of ε-caprolactone-lactide copolymer and tricalcium phosphate: a histological immunohistochemical study of tissue reactions. *Journal of Materials Science: Materials in Medicine*. 1999;10(2):69-74.
42. Food and Drug Administration (FDA). Antacid products for over-the-counter (OTC) human use. Listing of specific active ingredients. 21 CFR 331.11. 2015.
43. United States Food and Drug Administration (FDA). Magnesium phosphate. Proposed affirmation of GRAS status. 21CFR 184.1434. 2014.
44. National Academies of Science Institute of Medicine. Standing Committee on the Scientific Evaluation of Dietary Reference Intakes. Dietary reference intakes for calcium, phosphorus, magnesium, vitamin D, and fluoride. <http://www.ncbi.nlm.nih.gov>. Washington, D.C. Last Updated 1997.
45. Organization for Economic Co-operation and Development (OECD). OECD HPV Chemical Program. SIDS Dossier, approved at SIAM 24 (17-20 April 2007). Monoammonium Phosphate. <http://webnet.oecd.org/hpv/ui/Search.aspx>. Last Updated 2007.
46. World Health Organization. Phosphoric acid and phosphate salts, JECFA evaluations on phosphoric acid. <http://www.inchem.org/documents/jecfa/jecmono/v17je22htm>. Geneva, Switzerland. Last Updated 2003. Date Accessed 7-1-2015.
47. Luttrell, W. E. Toxic tips: Phosphoric Acid. *Chemical Health and Safety*. 2004;11(1):35-36.
48. Fairhall, L. T. Toxic contaminants of drinking water. *Public Works*. 1941;72(6):24
49. Gosselin, R. E. et al. The hydrolysis and excretion of polymeric phosphate. *J.Pharmacol.Exp.Ther*. 1952;106:180-192.
50. Weiner, M. L. Salminen W. F. Larson P. R. Barter R. A. Kranetz J. L. and Simon G. S. Toxicological review of inorganic phosphates. *Food and Chemical Toxicology*. 2001;39:759-786.
51. Schreier, K. and Noller H. G. Stoffmechselfersuche mit venschiedenen markierten Polyphosphaten. *Naunyn-Schmiedeberg's Arch.Exp.Path.Pharmak*. 1955;227:199-209.

52. World Health Organization (WHO). Toxicological evaluation of some food additives including anticaking agents, antimicrobials, antioxidants, emulsifiers, and thickening agents. WHO Food Additives Series No. 5. <http://www.inchem.org/documents/jecfa/jecmono/v05je88.htm>. Last Updated 1974. Date Accessed 8-7-2016.
53. Ehrenpreis, E. D. Increased serum phosphate levels and calcium fluxes are seen in smaller individuals after a single dose of sodium phosphate colon cleansing solution; a pharmacokinetic analysis. *Ailment Pharmacol.* 2009;29:1202-1211.
54. Ehrenpreis, E. D. Varala K. and Hammon B. Lower weight is a risk factor for calcium phosphate nephropathy with sodium phosphate colonoscopy preparation: a simulation study. *Am.J.Gastroenterol.* 2008;103:S408-S455.
55. Parakkal, D. and Ehrenpreis E. D. Calcium phosphate nephropathy from colonoscopy preparations: Effect of body weight. *American Journal of Gastroenterology.* 2010;105(3):705
56. Organization of Economic Co-operation and Development (OECD). SIDS initial assessment profile. Tricalcium phosphate. <http://webnet.oecd.org/hpv/UI/handler.axd?id=023a670f-0ee3-4033-a1e3-388659226b06>. Last Updated 2009.
57. Organization for Economic Co-operation and Development (OECD). SIDS Dossier, approved at SIAM 29 (20-23 October 2009). Tricalcium phosphate. <http://webnet.oecd.org/hpv/ui/Search.aspx>. Last Updated 2009.
58. Hirano, M. Hattori H. Katsuda S. Kaneuji Y. Shinmei Y. Kawamoto Y. and Sugimoto S. Biological tests of calcium phosphate bone paste (CPC95). *Yakuri to Chiryo.* 1998;26(3):275-285.
59. Bibra Toxicology Advice and Consulting. Toxicity profile for phosphoric acid and common inorganic phosphates. <http://www.bibra-information.co.uk/downloads/toxicity-profile-for-phosphoric-acid-and-common-inorganic-phosphates-1993/>. Surrey, UK. Last Updated 1993.
60. van Each, G. J. Vionke H. H. Wit S. J. and van Genderen H. Die physiologische Wirkung von Polyphosphaten. *Arzneimittel-Forsch.* 1957;7:172-175.
61. The Franklin Institute Research Labs. GRAS (Generally Recognized as Safe) food ingredients - Phosphates. PB221224. Report sponsored by the United States Food and Drug Administration (FDA). 2015. Springfield, VA: National Technical Information Service (NTIS).
62. Nair, R. S. Johannsen F. R. Botle H. F. Newton P. E. and Rinehart W. E. Toxicity of calcium sodium metaphosphate fiber. II. Chronic inhalation and oncogenicity study. *Fundamental and Applied Toxicology.* 1992;19(1):79-90.
63. Hiasa, Y. Konishi N. Nakaoka S. Nakamura T. Nishii K. and Ohshima M. Promoting effects of potassium dibasic phosphate on early-stage renal carcinogenesis in unilaterally nephrectomized rats treated with N-Ethyl-N-hydroxyethylnitrosamine. *Japanese Journal of Cancer Research.* 1992;83(7):688-694.
64. Nishii, K. A study of modulation by phosphate salts and potassium citrate on rat renal tumorigenesis. *Nara Igaku Zasshi.* 1993;44(3):156-167.
65. Jin, H. Xu C. Lim H. Park S. Shin J. Chung Y. Park S. Chang S. Youn H. Lee K. Lee Y. Ha Y. Chae C. Beck G. R. Jr. and Cho M. High dietary inorganic phosphate increases lung tumorigenesis and alters Akt signaling. *Am.J.Respir.Crit.Care Med.* 2009;179(1):59-68.
66. Higashi, S. Ohsumi T. Ozumi K. Kuroki K. Inokuchi Y. and Masamichi T. Evaluation of cytotoxicity of calcium phosphate cement consisting of a-tricalcium phosphate and dicalcium phosphate dihydrate. *Dental Materials Journal.* 1998;17(3):186-194.
67. Organization for Economic Co-operation and Development (OECD). SIDS initial assessment report for SIAM 28 (15-17 April 2009, Paris, France). Phosphoric Acid. <http://webnet.oecd.org/hpv/ui/Search.aspx>. Last Updated 2009.

68. International Uniform Chemical Information Database (IUCLID). IUCLID Data Sheet. Orthophosphoric Acid. 1995.
69. Organization for Economic Co-operation and Development (OECD). SIDS Dossier, approved at CoCAM1 (10/10/2011). Calcium hydrogenorthophosphate. 1 <http://webnet.oecd.org/hpv/ui/Search.aspx>. Last Updated 2011.
70. Organization for Economic Co-operation and Development (OECD). SIDS Dossier. OECD Chemical program. SIDS Dossier approved at Siam 28 (15-17 April 2009). Phosphoric acid. <http://webnet.oecd.org/hpv/ui/Search.aspx>. Last Updated 2009.
71. Randall, D. J. and Robinson E. C. Acute toxicologic evaluation of various concentrations of phosphoric acid. *Journal of the American College of Toxicology*. 1990;B:69-70.
72. Wilkins, E. Dieppe P. Maddison P. and Evison G. Osteoarthritis and articular chondrocalcinosis in the elderly. *Ann.Rheum.Dis.* 1983;42:280-284.
73. Resnick, D. Niwayama G. Goergen T. G. et al. Clinical, radiographic and pathological abnormalities in calcium pyrophosphate deposition disease (CPPD): pseudogout. *Radiology*. 1977;122:1-15.
74. McCarty, D. J. Kohn N. N. and Faires J. S. The significance of calcium phosphate crystals in the synovial fluid of arthritic patients: The "pseudogout syndrome.". *Ann.Intern.Med.* 1962;56:711-737.
75. Belsey, J. Epstein O. and Heresbach D. Systematic review: Adverse event reports for oral sodium phosphate and polyethylene glycol. *Alimentary Pharmacology and Therapeutics*. 2009;29(1):15-28.
76. Ehrenpreis, E. D. Parakkal D. Semer R. and Du H. Renal risks of sodium phosphate tablets for colonoscopy preparation: a review of adverse drug reactions reported to the US Food and Drug Administration. *Colorectal Disease*. 2011;13(9):270-275.
77. Mackey, A. C. Green L. St. Amand K. and Avigan M. Sodium phosphate tablets and acute phosphate nephropathy. *American Journal of Gastroenterology*. 2009;104(8):1903-1906.
78. Ladenhauf, H. N. Stundner O. Florian S. and Stefan D. Severe hyperphosphatemia after administration of sodium-phosphate containing laxatives in children: case series and systemic review of literature. *Pediatric Surgery International*. 2012;28(8):805-814.
79. Aasebo, W. Scott H and Ganss, R. Kidney biopsies taken before and after oral sodium phosphate bowel cleansing. *Nephrol.Dial.Transplant*. 2015;22:920-922.
80. Parent, M. Hua Y. and Siemiatycki J. Occupational risk factors for renal cell carcinoma in Montreal. *Am.J.Ind.Med.* 2000;38(6):609-618.
81. IARC working group. Occupational exposures to mists and vapours from sulfuric acid and other strong inorganic acids. *IARC Monographs on the evaluation of the carcinogenic risk of chemicals to humans Vol:54 (1992) pp.41.-130.* (1992 pp 41-130)
82. Block, G. Matanoski G. M. Seltser R. and Mitchell T. Cancer morbidity and mortality in phosphate workers. *Cancer Research*. 1988;48:7298-7303.
83. World Health Organization (WHO). Evaluation of certain food additives and contaminants. Fifty-seventh report of the Joint FAO/WHO Expert Committee on Food Additives . WHO Technical Report Series 909. 2002. pp.21 Geneva, Switzerland: World Health Organization.
84. Federation of American Societies for Experimental Biology (FASEB). Effects of dietary factors on skeletal integrity in adults: calcium, phosphorus, vitamin D, and protein. 1981. pp.1-75. Bethesda, MD:



85. Environmental Protection Agency (EPA). Integrated Risk information System (IRIS). Reference concentration for chronic inhalation exposure. Phosphoric acid (CASRN 7664-38-2). <http://www.epa.gov/iris/subst/0697.htm#studinhal>. Last Updated 2015.
86. Aranyi, C. Henry M. C. Vana S. C. Gibbons R. D. and Iversen W. O. Effects of multiple intermittent inhalation exposures to red phosphorus/butyl rubber obscuring smokes in Sprague-Dawley rats. *Inhalation Toxicology*. 1988;(Premiere Issue):65-78.
87. Cold Spring Harbor Protocol. Recipe: Phosphate-buffered saline (PBS). Cold Spring Harb. Protoc. doi:10.1101/pdb.rec8247. 2006.
88. Organization for Economic Co-operation and Development (OECD). SIDS initial assessment report for CoCam 1 (10-12 October 2011, Paris, France). Calcium hydrogenorthophosphate. <http://webnet.oecd.org/hpv/ui/Search.aspx>. Last Updated 2011.
89. Organization for Economic Co-operation and Development (OECD). OECD HPV Chemical Program, SIDS Dossier, approved at CoCAM1(10/10/2011). Calcium dihydrogen phosphate. <http://webnet.oecd.org/hpv/ui/Search.aspx>. Last Updated 2011.
90. Organization for Economic Co-operation and Development (OECD). SIDS initial assessment report for SIAM 24, Paris, France, 17-20 April 2007. Phosphates. <http://webnet.oecd.org/hpv/ui/Search.aspx>. Last Updated 2007.
91. Ellinger, R. H. Phosphates in food processing. Furia, T. In: *Handbook of Food Additives*. Vol. 1. Cleveland, OH: The Chemical Rubber Company; 1972:617-780.
92. Hodge, H. C. Summaries of toxicological data: toxicity studies on phosphates. *Food Cosmet. Toxicol.* 1964;2:147-154.
93. Eichler, O. Handbuch der experimentellen pharmakologie. Springer-Verlag, 1950.
94. IUCLID. IUCLID Data Sheet. Trisodium Phosphate. 1995.
95. American Industrial Hygiene Association (AIHA). Workplace Environmental Exposure level Guide: Trisodium Phosphate. *American Industrial Hygiene Association Journal*. 1982;43:B51-B52.
96. IUCLID. IUCLID Data Sheet. Tetrapotassium Pyrophosphate. 1995.
97. IUCLID. IUCLID Data Set. Dipotassium Phosphate. 1995.
98. IUCLID. IUCLID Data Sheet. Monopotassium Phosphate. 1995.
99. Organization for Economic Co-operation and Development (OECD). OECD HPV Chemical Programme. SIDS Dossier, approved at SIAM 24 (17-20 April 2007). Diammonium Phosphate. <http://webnet.oecd.org/hpv/ui/Search.aspx>. Last Updated 2007.
100. Weiner, M. Freeman C. McCarty J. D. Kotkoskie L. A. and Fletcher M. J. Dermal toxicity/skin irritation studies on five inorganic phosphates. *Journal of the American College of Toxicology*. 1990;B:47-49.
101. Mcmeniman, N. P. The toxic effect of some phosphate supplements fed to sheep. *Australian Veterinary Journal*. 1973;49(3):150-152.
102. Organization for Economic Co-operation and Development (OECD). SIDS initial assessment profile. Monoammonium phosphate, diammonium phosphate, ammonium polyphosphate, single superphosphate, and triple superphosphate. <http://webnet.oecd.org/Hpv/UI/handler.axd?id=a394f471-d429-4a3a-a4cc-556e354363b7>. Last Updated 2007.
103. Craig, J. M. Histological and histochemical changes in the kidneys of rats fed a diet with an excess of inorganic phosphate. *Amer.J.Path.* 1957;33:621



104. Hahn, F. and Seifen E. Arzneimittel-Forsch. *Naturwissenschaften*. 1959;9:501-503.
105. Hahn, F. Toxicology of the polyphosphates. *Zeitschrift für Ernährungswissenschaft*. 1961;1:55-64.
106. Datta, P. K. Frazer A. C. Sharratt M. and Sammons H. G. Biological effects of food additives: II. Sodium pyrophosphate. *J.Sci.Food Agriculture*. 1962;13:556-566.
107. Hahn, F. Jacobi H. and Seifen E. Chronische fütterungsversuche mit polyphosphaten. *Naturwissenschaften*. 1956;8:286-289.
108. Hahn, F. Jacobi H. and Seifen E. Do ortho- and polyphosphates show variable compatibilities on chronic feeding? *Naturwissenschaften*. 1958;8:286-289.
109. Dymysza, H. A. Reussner G. and Thiessen R. Effect of normal and high intakes of orthophosphate and metaphosphate in rats. *Journal of Nutrition*. 1959;69:419-428.
110. Nair, K. M. Sesikera B. Ranganathan S. and Sivakumar B. Bioeffect and safety of long-term feeding of common salt fortified with iron and iodine (double fortified salt) in rat. *Nutrition Research*. 1998;18(1):121-129.
111. Ritskes-Hoitinga, J. Lemmens A. G. Danse L. H. J. C. and Beynen A. C. Phosphorus-induced nephrocancinosis and kidney function in female rats. *J.Nutr.* 1989;119:1423-1431.
112. Federation of American Societies for Experimental Biology (FASEB). Evaluation of the health aspects of phosphates as food ingredients. PB262651. 1975. Springfield, VA: National Technical Information Service (NTIS).
113. Saxton, J. A. Jr. and Ellis G. H. Effects of long-continued ingestion of sodium phosphate upon the parathyroids, kidneys and bones of mature rats. *Amer.J.Path.* 1941;17:590
114. Food and Drug Administration (FDA). Evaluation of the health aspects of food ingredients. National Technical Information Service (NTIS) document number: PB-262-651. 1975.
115. Matsuzaki, H. Uehara M. Suzuki K. Liu Q. L. Sato S. Kanke Y. et al. High phosphorus diet rapidly induces nephrocalcinosis and proximal tubular injury in rats. *J.Nutr.Sci.Vitaminol.* 1997;43:627-641.
116. Organization for Economic Co-operation and Development. SIDS initial assessment profile. Dipotassium hydrogenphosphate. [http://www.oecd.org/officialdocuments/publicdisplaydocumentpdf/?cote=env/jm/mon\(2012\)4/part5&doclanguage=en](http://www.oecd.org/officialdocuments/publicdisplaydocumentpdf/?cote=env/jm/mon(2012)4/part5&doclanguage=en). Last Updated 2006.
117. Schneider, P. Papritz G. Muller-Peddinghaus R. Bauer M. Lehmann H. Ueberberg H. and Trautwein G. Die Kaliumhydrogenphosphatinduzierte nephropathie des hundes: I. Glomerulare Veränderungen. *Veterinary Pathology*. 1980;17:720-737.
118. Schneider, P. Papritz G. Muller-Peddinghaus R. Bauer M. Lehmann H. Ueberberg H. and Trautwein G. Die Kaliumhydrogenphosphat-induzierte nephropathie des hundes: I. Pathogenese der tubulusatrophie. *Veterinary Pathology*. 1980;17:699-719.
119. Shimoji, N. Matsushima Y. Imaida K. Hasegawa R. Kurokawa Y. and Hayashi Y. Subchronic oral toxicity of potassium pyrophosphate as a preliminary to long-term carcinogenicity studies in F344 rats. *Bulletin of National Institute of Hygienic Sciences*. 1988;106:66-72.
120. Hogan, A. G. Regan W. O. and House W. B. Calcium phosphate deposits in guinea pigs and the phosphorus content of the diet. *J.Nutr.* 1950;41:203-213.
121. Anderson, M. P. et al. Long-term effect of low dietary calcium:phosphate ratio on the skeletons of *Cebus albifrons* monkeys. *J.Nutr.* 1977;107:834-839.

122. Organization for Economic Co-operation and Development (OECD). SIDS initial assessment profile. Calcium hydrogenorthophosphate. <http://webnet.oecd.org/Hpv/ui/handler.axd?id=37dea5fd-4afe-4769-a90c-cab3eef9ae4e>. Last Updated 2011.
123. Lang, K. Phosphatbedarf und Schaden durch hohe phosphatzufuhr. *Z.Lebensmitt-Untersuch.* 1959;110:450-456.
124. Food and Drug Administration (FDA). Teratologic evaluation of FDA 71-61 (sodium acid pyrophosphate). National Technical Information Service (NTIS) document number: PB-223-831. 1973.
125. Food and Drug Administration (FDA). Teratologic evaluation of FDA 71-46 (sodium tripolyphosphate, anhydrous). NTIS document number: PB-221-808. 1973.
126. Food and Drug Research Laboratories, Inc. Teratologic evaluation of FDA 71-46 (sodium tripolyphosphate, anhydrous). PB221808. 1973. Springfield, VA: National Technical Information Service (NTIS).
127. Food and Drug Administration (FDA). Teratologic evaluation of FDA 71-46 (sodium tripolyphosphate, anhydrous). NTIS document number: PB-223-826. 1973.
128. Food and Drug Research Laboratories, Inc. Teratologic evaluation of FDA 71-46 (sodium tripolyphosphate, anhydrous). PB223826. 1973. Springfield, VA: National Technical information Service (NTIS).
129. Karb, B. Effect of polyphosphates on chick embryo development. *Ernaehrungs-Umschau.* 1970;17(7):276-278.
130. Verrett, M. J. Scott W. F. Reynaldo E. F. Alterman E. K. and Thomas C. A. Toxicity and teratogenicity of food additive chemicals in the developing chick embryo. *Toxicology and Applied Pharmacology.* 1980;56(2):265-273.
131. Food and Drug Administration (FDA). Teratologic evaluation of FDA 73-2, monosodium phosphate, anhydrous in mice and rats. NTIS document number: PB-245-527. 1975.
132. Food and Drug Administration (FDA). Teratologic evaluation of FDA 73-1, tetrasodium pyrophosphate, anhydrous in mice and rats. NTIS document number: PB-245-534. 1974.
133. Food and Drug Administration (FDA). Teratologic evaluation of FDA 73-65, monopotassium phosphate in mice and rats. NTIS document number: PB-245-521. 1975.
134. Food and Drug Administration (FDA). Teratologic evaluation of FDA 71-81(monocalcium phosphate monohydrate) in mice, rats, and rabbits. NTIS document number: PB-234-866. 1974.
135. Cipollaro, M. Corsale G. Esposito A. Ragucci E. Staiano N. Giordano G. and Pagano G. Sublethal pH decrease may cause genetic damage to eukaryotic cell: a study on sea urchins and *Salmonella typhimurium*. *Teratogenesis, Carcinogenesis, and Mutagenesis.* 1986;6:275-287.
136. Al-Ani, F. and Al-Lami S. Absence of mutagenic activity of acidity regulators in the Ames *Salmonella*/microsome test. *Mutation Research.* 1988;206:467-470.
137. Ishidate, M. Sofuni T. Yoshikawa K. Hayashi M. Nohmi T. Sawada M. and Matsuoka A. Primary mutagenicity screening of food additives currently used in Japan. *Food and Chemical Toxicology.* 1984;22:623-636.
138. Haworth, S. Lawlor T. Mortelmans K. Speck W. and Zeiger E. *Salmonella* mutagenicity test results for 250 chemicals. *Environmental Mutagenesis.* 1983;1:3-142.
139. Food and Drug Administration (FDA). Mutagenic evaluation of compound FDA 73-1, tetrasodium pyrophosphate. NTIS document number: PB-245-489. 1975.
140. Food and Drug Administration (FDA). Mutagenic evaluation of compound FDA 73-2, monosodium phosphate anhydrous powdered, FCC grade. NTIS document number: PB-245-508. 1975.

141. Quillardet, P. Huisman O. D'Ari R. and Hofnung M. SOS Chromotest, a direct assay of induction of an SOS function in *Escherichia coli* K-12 to measure genotoxicity. *Proc.Natl.Acad.Sci.* 1982;79:5971-5975.
142. Olivier, P. and Marzin D. Study of the genotoxic potential of 48 inorganic derivatives with the SOS chromotest. *Mutation Research.* 1987;189(3):263-269.
143. Kim, S. Rim K. Kim H. and Yang J. Mutagenicity of octane and tetrasodium pyrophosphate in bacterial reverse mutation (Ames) test. *The Journal of Toxicological Sciences.* 2010;35(4):555-562.
144. Food and Drug Administration (FDA). Mutagenic evaluation of compound FDA 73-65, monopotassium phosphate granular food grade. NTIS document number: PB-245-513. 1975.
145. Food and Drug Administration (FDA). Mutagenic evaluation of compound FDA 71-81, monocalcium phosphate. NTIS document number: PB-245-509. 1975.
146. Fujita, H. and Sasaki M. Mutagenicity of food additives with *Salmonella typhimurium* TA97 and TA102. *Kenku Nenpo-Tokyo-Toritsu Eisei Kenkyusho.* 1987;38:423-430.
147. Environmental Protection Agency (EPA). High Production Volume Information System (HPVIS). Skin irritation study (1977 study). Phosphoric acid (75% -85%). <http://www.epa.gov/hpvis/>. Last Updated 2015.
148. Environmental Protection Agency (EPA). High Production Volume Information System (HPVIS). Skin irritation study (1980 data). Phosphoric acid (80%). <http://www.epa.gov/hpvis/>. Last Updated 2015.
149. Environmental Protection Agency (EPA). High Production Volume Information System (HPVIS). Skin irritation study (1977 study). Phosphoric acid (75%, 80%, and 85%). <http://www.epa.gov/hpvis/>. Last Updated 2015.
150. Buchner, K. Buchner K. E. and Walz D. The topically irritant substance: essentials-bio-tests-predictions. *Agents Actions.* 1981;11(5):515-519.
151. Environmental Protection Agency (EPA). High Production Volume Information System (HPVIS). Skin irritation study (no date). Phosphoric acid (30%). <http://www.epa.gov/hpvis/>. Last Updated 2015.
152. Environmental Protection Agency (EPA). High Production Volume Information System (HPVIS). Skin irritation study (1980 study). Phosphoric acid (19%). <http://www.epa.gov/hpvis/>. Last Updated 2015.
153. Environmental Protection Agency (EPA). High Production Volume information System (HPVIS). Ocular irritation study (1970 study). Phosphoric acid (119 mg). <http://www.epa.gov/hpvis/>. Last Updated 2015.
154. Weiner, M. Freeman C. McCarty J. D. Kotkoskie L. A. and Fletcher M. J. Eye irritation studies on five inorganic phosphates. *Journal of the American College of Toxicology.* 1990;B:47-49.